



BUSINESS RESCUE PLAN
(RGS TRANSACTIONS)

prepared in terms of section 150 of the Companies Act 71 of 2008

in relation to

TONGAAT HULETT LIMITED
(IN BUSINESS RESCUE)

prepared by the Joint Business Rescue Practitioners

Publication Date: 29 November 2023

CORPORATE INFORMATION AND ADVISOR DETAILS

Company

Tongaat Hulett Limited

Business Rescue Practitioners

Peter van den Steen

Trevor Murgatroyd

Gerhard Albertyn

Preparation of the Independent Liquidation Dividend Estimate

BDO

Legal Advisors to the Business Rescue Practitioners

Werksmans

Legal Advisors to the Company

Shepstone Wylie Attorneys

ENS Africa

Cox Yeats Attorneys

Restructuring Advisors to the Company

Metis Strategic Advisors

Matuson and Associates

BSM

Tenurey BSM

TABLE OF CONTENTS

CHAPTER 1 – INTRODUCTION	5
1. Structure of the Business Rescue Plan.....	5
2. Executive Summary	6
3. Interpretation.....	16
4. Disclaimer.....	29
CHAPTER 2 – BACKGROUND AND PROPOSALS	32
5. PART A – Background.....	32
6. PART B – The Proposals	82
7. Binding nature of this Business Rescue Plan.....	115
8. Moratorium (Section 150(2)(b)(i)).....	116
9. Benefits of Adopting the Business Rescue Plan compared to liquidation (Section 150(2)(b)(vi))	116
10. Risks of the Business Rescue Plan.....	124
11. PART C – Assumptions and Conditions of Proposal.....	127
12. Termination of Business Rescue (Section 150(2)(c)(iii))	127
13. Substantial Implementation (Section 150(2)(c)(i)(bb)).....	128
14. Projected Balance Sheet and Projected Income Statement (Section 150(2)(c)(iv)).....	129
CHAPTER 3 – ADMINISTRATIVE MATTERS.....	136
15. Existing litigation or alternate dispute resolution proceedings.....	136
16. Dispute Mechanism.....	136
17. Domicilium	139
18. Ability to amend the Business Rescue Plan.....	140
19. Severability.....	141
CHAPTER 4 – CONCLUSION AND BRPS’ CERTIFICATES	142
20. Conclusion.....	142
21. BRPs’ certificates	142
ANNEXURE A - LIST OF THE CREDITORS OF THE COMPANY	144
ANNEXURE B– EVENTS WHICH LED TO THE COMPANY COMMENCING BUSINESS RESCUE	145
ANNEXURE C– GROUP STRUCTURE	146

ANNEXURE D – SUMMARY OF OPERATIONAL INITIATIVES AND INTERVENTIONS	147
ANNEXURE E – LISTING OF IMMOVABLE PROPERTIES	153
ANNEXURE F - PROXY FORM FOR CREDITORS OF TONGAAT HULETT LIMITED (IN BUSINESS RESCUE) (“COMPANY”) RE: RGS TRANSACTIONS BUSINESS RESCUE PLAN.....	154
ANNEXURE G – RGS TURNAROUND PLAN	156
ANNEXURE H – LISTING OF ISSUED SECURITIES OF THL	161
ANNEXURE I – BRPS' REMUNERATION AGREEMENT	162
ANNEXURE J - EXISTING LITIGATION AND ALTERNATIVE DISPUTE PROCEEDINGS	163
ANNEXURE K – AFSA-SARI PA RULES.....	166
ANNEXURE L – SUGAR INDUSTRY CONSIDERATIONS	167

CHAPTER 1 – INTRODUCTION

1. Structure of the Business Rescue Plan

In accordance with section 150(2) of the Companies Act, this Business Rescue Plan is divided into several chapters.

1.1. Chapter 1 – Introduction

This chapter sets out general information about the Business Rescue Plan, the meaning of defined terms, and contains an executive summary of the Proposals put forward in terms of this Business Rescue Plan.

1.2. Chapter 2 – Proposals

This chapter contains the Proposals in terms of the Business Rescue Plan and is comprised of several sub-parts.

1.2.1. Part A – Background

This part sets out background information on the Company, the circumstances that resulted in the Company's Financial Distress and the events leading to the commencement of the Company's Business Rescue.

1.2.2. Part B – Proposals

This part describes the Proposals to Affected Persons and the benefits and risks of Adopting the Business Rescue Plan.

1.2.3. Part C – Assumptions and Conditions

This part sets out the conditions that must be fulfilled and the assumptions applied in respect of the Business Rescue Plan.

1.3. Chapter 3 – General

This chapter sets out administrative and general matters pertaining to the Business Rescue and the Business Rescue Plan and deals, amongst other

things, with potential amendments to the Business Rescue Plan and the mandatory Dispute Mechanism to be employed to resolve disputed matters relating to this Business Rescue Plan.

1.4. Chapter 4 – Conclusion and BRPs Certificates

This chapter contains the BRPs' recommendation and the confirmatory certificate that is required to accompany the Business Rescue Plan.

2. Executive Summary

2.1. Capitalised terms and/or expressions used in this Executive Summary shall have the meanings assigned to them below in paragraph 3.

2.2. The key feature of this Business Rescue Plan is, pursuant to the Adoption and implementation of this Business Rescue Plan, the acquisition by RGS (through a South African incorporated subsidiary "RGS Bidco") of the substantial Claims and security held by the Lender Group in the amount of c.R7.7bn plus the subsequent conversion by RGS Bidco of 100% of such **Claims into equity in THL ("the RGS Transactions")**. **This**, together with the other Proposals put forward in this Business Rescue Plan, will result in (inter alia):

2.2.1. the continued trading of THL substantially in its pre-Commencement Date composition. In this regard it is noted that THD will remain a subsidiary of THL, subject to the implementation **of THD's business rescue plan;**

2.2.2. the recapitalisation of the THL balance sheet through the Proposals put forward in this Business Rescue Plan, in particular the conversion of the c.R7.7bn former Lender Group Claims into equity; and

2.2.3. the continued listing of THL on the JSE, albeit with current Shareholders becoming minority shareholders and RGS Bidco

holding 95% of the then issued and listed shares in the Company immediately following the abovementioned debt to equity conversion (noting that RGS has stated its intention to subsequently sell down **RGS Bidco's** position such that RGS Bidco will retain a 51% - 60% shareholding within a year of concluding the RGS Transactions, thereby providing for a free float of some 40% - 49% of the then listed shares in issue).

2.3. The strategy to be adopted by the BRPs in the execution of this Business Rescue Plan is, in summary, to:

2.3.1. implement and complete the RGS Transactions comprising the acquisition by RGS Bidco of the Lender Group Claims and security and the conversion of such Claims into THL equity;

2.3.2. continue to maintain their control and oversight of the operations of the THL businesses until completion of the RGS Transactions and the completion of the parallel business rescues of THD, THSSA and Voermol;

2.3.3. secure working capital facilities, in the form of ongoing PCF (without any obligation on the part of the IDC to increase or extend its existing PCF advanced to the Company), sufficient to fund the THL businesses for the duration of the Business Rescue process;

2.3.4. RGS has confirmed to the BRPs its undertaking that it will not implement any retrenchments of any employees of THL (other than potentially senior management whose employment will be subject to the restructure of the senior management structure) for a period of at least two years from the date of substantial implementation of the Business Rescue Plan. RGS will assess the performance of the THL Group and the various businesses after the expiry of the two year period. It is the intention of RGS to limit job losses and, therefore, any job losses suffered would be a last resort and all

affected employees will be entitled to their full retrenchment package;

2.3.5. oversee the parallel business rescues of THD, THSSA and Voermol;

2.3.6. oversee payments (Distributions) made by THL to the various classes of THL Creditors as follows, noting specifically in this regard that:

- the balance sheet of THL will have been recapitalised by the RGS Bidco c.R7.7bn debt conversion;
- RGS will provide or guarantee R500m of new working capital for THL; and
- RGS has undertaken to guarantee all deferred payments to Creditors.

2.3.6.1. RGS Bidco will acquire the R7.7bn of Lender Group Claims by way of a cash purchase (made in three instalments as set out in paragraph 6.1.3.1 below) of such Claims for R3.6bn;

2.3.6.2. with the support of RGS the Company will extend or convert into alternative facilities, resulting in 100% payment to the satisfaction of the PCF Creditor holders thereof (primarily IDC), all Claims for outstanding PCF advanced to the Company as at the Publication Date;

2.3.6.3. Preferent Creditors (primarily employees for post-retirement benefits) will be paid 100% of their Claims;

2.3.6.4. All Unsecured Creditors (other than Claims relating to SASA, post-retirement liabilities, employee leave pay and non-independent creditors) will receive Distributions of:

- up to the first R75k of such **Creditors'** Claims in full (in aggregate currently estimated to be payments of c.R47m) (**the "De Minimis Payment"**); plus
- up to 40 cents in the Rand for any balance of any Claim which is in excess of the De Minimis Payment (in aggregate currently calculated to be payments of c.R330m) (**the "Pro Rata Payment"**); subject to
- the aggregate of all De Minimis Payments and all Pro Rata Payments not exceeding R377m; and further subject to:
 - o the aggregate of the De Minimis Payment and the Pro Rata Payment Distributions made by the Company to each such Unsecured Creditor being settled in four equal instalments, the first instalment being paid no later than on the first anniversary of the Closing Date and the remaining three instalments being made annually (on or about the same date) thereafter; noting that all deferred De Minimis Payments and Pro Rata Payments being guaranteed by RGS as noted above.

2.3.6.5. **SASA's** Claims against the Company will be settled in full by the Company as follows:

- subject to the written consent of IDC, after application of all and any export proceeds owing and payable by Sasexcor to THL as well as any other obligations that SASA owes to THL and/or has withheld from THL (i.e. c.R887m) against the

SASA Claim the then remaining balance outstanding ("the SASA Outstanding Balance") will be treated as a Claim of an Unsecured Creditor. The SASA Outstanding Balance will then be settled in four equal annual instalments, the first being payable within 12 months of the first anniversary of Closing Date. RGS has confirmed that it would guarantee the repayments.

2.3.6.6. Other Unsecured Creditors relating to employees (including post-retirement obligations), provisions and accruals will be retained at their total claim amount and settled in full by the Company in the normal course of business (other than in respect of the specific restrictions relating to employee leave pay (see paragraph 6.2.8 below)), subject to the LRA.

2.3.7. To facilitate and support the above commitments, RGS will provide (or guarantee, as the case may be) a new working capital facility to THL in the amount of R500m.

2.4. For the avoidance of doubt, where there are restricted, insufficient, limited or no funds available for Distribution(s) or other means of settlement in respect of any Claim against the Company, the residual Claim that remains unpaid will become Unenforceable against the Company.

2.5. If approved and successfully implemented as contemplated herein, this Business Rescue Plan will result in:

2.5.1. the rescue of the Company (or as an alternative, the business of the Company) which will continue in business – albeit under new ownership. Currently, the RGS Transactions do not contemplate material retrenchments of THL employees other than as noted

above. However, pending implementation of this Business Rescue Plan it may become necessary;

- 2.5.2. the avoidance of a major humanitarian and financial catastrophe in the KZN region in general, and in the sugar supply chain in particular as outlined in more detail in paragraph 9.3.5;
- 2.5.3. the opportunity for new jobs to be created as the business grows under new management and/or ownership;
- 2.5.4. the recapitalisation of the Company through the implementation of the conversion of the former c.R7.7bn Lender Group Claims into equity in THL, resulting in RGS Bidco initially owning 95% of the total issued share capital of the Company;
- 2.5.5. in addition to the c.R1.3bn already paid to various critical suppliers (see below), the RGS commitment to make available (and guarantee deferred payments) the material payments set out in paragraphs 2.3.6.4 to 2.3.6.6 above is significantly beneficial to the **Company's** Unsecured Creditors. In this regard it is noted that in a liquidation scenario Unsecured Creditors would have been anticipated to receive nil. Equally so – without the abovementioned amounts being made available by the Company and RGS – Unsecured Creditors would be anticipated to receive nil in this business rescue. This outcome is therefore materially positive for Unsecured Creditors;
- 2.5.6. existing Shareholders retaining an interest of 5% of the equity in THL with its positively recapitalised balance sheet. In this regard, it is noted that in liquidation Shareholders would be anticipated to receive nil, and equally so in an alternatively structured transaction (e.g. the sale of the assets of THL to RGS Bidco), shareholders would be anticipated to receive nil. Consequently, this proposal results in positive value accruing to shareholders through the

retention of their shareholdings and becoming minority shareholders in the still-listed, post-recapitalisation, RGS Bidco-controlled THL;

- 2.5.7. the implementation by RGS of its SA Sugar turnaround plan (see Annexure G);
 - 2.5.8. a portion or the entire amount of the IDC PCF is to be secured in a working capital facility which is, acceptable to IDC, (without any obligation on the part of the IDC to increase or extend its existing PCF advanced to the Company), sufficient to fund the working capital requirements of the Company for at least the duration of the Business Rescue proceedings, and thereafter it would be the goal of RGS to secure working capital facilities into the future beyond the adoption and subsequent implementation of this Business Rescue Plan; and
 - 2.5.9. THL retaining its listing on the JSE.
- 2.6. Subsequent to the Adoption of this Business Rescue Plan, in the event of, for whatever reason, a failure to secure the consents and/or approvals required in order for the proposed conversion of the Lender Group Claims into THL equity to be effected, or in the alternative for a debt-to-equity issue of new THL shares to RGS Bidco to be effected, this Business Rescue Plan contemplates in substitution that the currently proposed RGS Transactions (see above) will be switched from transactions contemplating the conversion of the Lender Group Claims into THL equity to transactions contemplating the acquisition by RGS Bidco of all of **THL's assets and businesses (as going concerns)** (see paragraph 6.1.7 below).
- 2.6.1. Whilst employees, Unsecured Creditors and Secured Creditors would be largely unaffected by any such a change – if the latter alternative is utilised (the acquisition by RGS Bidco **of all of THL's assets and businesses (as going concerns)**), once it has sold its

assets and businesses (leaving THL as an empty shell), THL will be delisted from the JSE and liquidated, resulting in its shares (those held by existing Shareholders) having nil value.

- 2.7. Once this Business Rescue Plan has been approved, Adopted and implemented in accordance with Chapter 6 of the Companies Act, including payment of the Distributions and debt to equity conversions as provided for, any residual Creditors' Claims will become Unenforceable, other than as otherwise specifically provided for in this Business Rescue Plan.
- 2.8. Affected Persons have been provided with two alternative business rescue plans (including this one) for their consideration. Affected Persons will receive a special notice in which Creditors will be invited to vote in the Pre-Meeting Proxy Vote. The purpose of the Pre-Meeting Proxy Vote will be the giving of direction by the Creditors to the BRPs (based on a simple majority of Independent Creditors voting on the issue) on the sequence in which the relevant business rescue plans are to be considered and voted on during the subsequent Section 151 Meeting.
- 2.9. The votes cast in the Pre-Meeting Proxy Vote will be counted on 7 December 2023 in order for the BRPs to have sufficient time to properly prepare for the Section 151 Meeting on 8 December 2023.
- 2.10. The BRPs will then propose the relevant business rescue plans for consideration and vote at the Section 151 Meeting pursuant to the directions so received in the aforementioned Pre-Meeting Proxy Vote. If the first such plan voted on is not approved by the requisite majorities, subject to section 153 of the Companies Act, the second plan will be presented to and voted on by Creditors. Conversely, if the first such plan voted on is approved and Adopted, there will be no cause or need for the second such plan to be voted on.

- 2.11. Should neither the first nor the second business rescue plans be approved, then the provisions of section 153 of the Companies Act will apply, with the variable outcomes contemplated in section 153(1).
- 2.12. Whilst the order in which the two alternative plans are to be voted on will be decided by Creditors subsequent to the publication of this Business Rescue Plan, this Business Rescue Plan has been drafted in a manner that makes it capable of approval and Adoption by Creditors should it become subject to a Creditor vote at the Section 151 Meeting.
- 2.13. Affected Persons are referred to Annexure A of this Business Rescue Plan which sets out the Claims that the BRPs have accepted and/or recognised, as well as the status assigned to Creditors.
- 2.14. If any Creditor disputes its status and/or Claim as reflected in this Business Rescue Plan, such Creditor is directed to paragraphs 5.3.7 and 16 of this Business Rescue Plan.
- 2.15. Creditors each have a Voting Interest equal to the value of their Claims, as accepted and/or recognised by the BRPs as set out in Annexure A (refer to paragraph 5.3.8)
- 2.16. For the Business Rescue Plan to be approved it must be supported by the holders of more than 75% of the Creditors' Voting Interests that were voted, and the votes in support of the Business Rescue Plan must include at least 50% of the Independent **creditors'** Voting Interests, if any, that were voted.
- 2.17. As this Business Rescue Plan does not alter the rights of the holders of any **class of the Company's securities, Shareholders are neither required** nor entitled to vote on the plan in order for the plan to be Adopted.
- 2.18. Ad hoc meetings with certain Shareholders and their representatives have taken place since the commencement of business rescue proceedings with the aim to constructively engage with information sharing and solution

seeking (under non-disclosure). In addition, a formal shareholders engagement meeting was held on 26 September 2023, with the aim of informing Shareholders and engaging with them about the proposed business rescue plan and the impact thereof on their interests and consulting with the wider shareholder body in that regard.

2.19. Prior to the publication of this Business Rescue Plan the Lender Group held security over all material assets of the Company including, without limitation, a reversionary cession in security in respect of those assets over which IDC has prior ranking security as a PCF Lender and would, in the absence of the Proposals contemplated in this Business Rescue Plan, likely be the recipients of most, if not all, Distributions arising from liquidation or any alternative proposals.

2.19.1. RGS Bidco will, pursuant to the Adoption and implementation of this Business Rescue Plan, acquire the Claims and security of the Lender Group and, therefore, will be substituted as the Secured Creditor once the acquisition has been completed.

2.19.2. In endeavouring to balance the rights of all stakeholders following the principles set out in section 7(k) of the Companies Act, RGS will facilitate material payments to be made to Unsecured Creditors (see paragraph 2.3.6 above), which Creditors would otherwise be anticipated to realise nil. This concession is coupled with the proposed structure of the RGS Transactions which will result in the **Company's** existing Shareholders retaining a 5% interest in the recapitalised (and still listed) THL – again noting that without the proposed structure Shareholders would have been anticipated to receive nil.

2.20. A constant factor at play in the execution of this Business Rescue is and has been the enormous social impact that would result from a collapse of, in particular, the South African sugar businesses, and thus the need to balance this alongside the interests of the other stakeholders in this Business Rescue.

The RGS Transactions have at their heart, the intention of relieving THL of its Financial Distress, maintaining the operations of the underlying businesses of THL, and thus avoiding the otherwise catastrophic social impact that would result from a collapse of THL.

- 2.21. In assessing this Business Rescue Plan, cognisance should be taken of the extent of payments already made to third-party growers and other critical suppliers with pre-Commencement Date Claims. The amount of pre-Commencement Date Unsecured Creditors' Claims paid equates to c.R1.3bn as of 31 October 2023, of which c.R1.1bn related to payments made to cane growers in the interest of keeping the industry as stable as possible. In the absence of Business Rescue, these amounts would merely have been unsecured Claims with little to no prospect of recovery.
- 2.22. Finally in assessing this Business Rescue Plan, cognisance should be taken of the importance of the role of IDC in providing significant PCF which has been the oxygen and lifeblood of this rescue process, without which it is probable that the liquidation of THL would have ensued. The BRPs have constantly been aware that working capital for this highly seasonal business is critical to its survival – both during the business rescue proceedings and beyond – and have consequently factored this ongoing PCF/working capital requirement into the decision making and processes embarked on in reaching the point of publication of this Business Rescue Plan. Having said that, the BRPs point out that there is no obligation on the part of IDC to increase or extend its existing PCF advanced to the Company.
- 2.23. For the benefit of the readers of this Business Rescue Plan, the BRPs have compiled a summary (refer to Annexure L) of their views and understanding of the key challenges currently facing the sugar industry and reflect on the challenges faced by THL before and during the Business Rescue process in this regard.

3. Interpretation

- 3.1. In this Business Rescue Plan the following terms and/or expressions shall have the meanings assigned to them hereunder and cognate expressions shall have corresponding meanings;
- 3.1.1. "Absa Corporate Finance **(M&A Advisory)**" means the corporate finance business unit within the Corporate and Investment Banking Division of Absa Bank Limited (registration number: 1986/004794/06), a company registered and incorporated in accordance with the company laws of South Africa;
- 3.1.2. "Adopted/Adoption/Adopting" means that a Business Rescue Plan has been finally approved in accordance with section 152(2), read with section 152(3) of the Companies Act;
- 3.1.3. "Advisors" means the advisors to the BRPs and the Company, including but not limited to Metis, Matuson, Werksmans, BSM, Tenurey BSM, BDO and the advisors' respective officers, representatives, and employees;
- 3.1.4. "Affected Person/s" shall bear the meaning ascribed thereto in **section 128(1)(a) of the Companies Act, being the Company's** Shareholders, Creditors, employees and Trade Unions;
- 3.1.5. "Agricultural Land" means the c.11 300 hectares of agricultural land, owned by the Company, predominantly located along the north coast of KwaZulu-Natal, the majority of which is under sugarcane farming and which property is leased out to third parties with supply agreements in place to cater for the delivery of sugarcane to the Company (refer to Annexure E);
- 3.1.6. "AFSA" means the Arbitration Foundation of Southern Africa;
- 3.1.7. "Agency Agreements" **means various** written legal agreements, entered into by the Company and certain of its subsidiaries, which

entail one or more subsidiaries acting as the agent for an undisclosed principal. In all such cases, the ultimate principal is THL, whereby the agent subsidiary conducts(ed) relevant business on behalf of the ultimate principal;

- 3.1.8. "Albertyn" means Gerhard Conrad Albertyn a BRP as contemplated in section 128(1)(d) of the Companies Act;
- 3.1.9. "BDO" means BDO Business Restructuring Proprietary Limited (registration number: 2002/025164/07), a company registered and incorporated in accordance with the company laws of South Africa;
- 3.1.10. "Board" means the board of directors of the Company as at the Publication Date as set out in paragraph 5.2;
- 3.1.11. "BRPs" means the joint business rescue practitioners of the Company, being van den Steen, Murgatroyd and Albertyn;
- 3.1.12. "BSM" means **BSM Advisory Proprietary Limited** (registration number: 2019/457342/07), a company registered and incorporated in accordance with the company laws of South Africa;
- 3.1.13. "Business Day" means any day other than a Saturday, Sunday, or official public holiday in South Africa;
- 3.1.14. "Business Rescue" means the business rescue proceedings of the Company conducted in terms of Chapter 6 of the Companies Act;
- 3.1.15. "Business Rescue Costs" means **all relevant costs incurred in the execution of this Business Rescue**, including the remuneration, expenses, disbursements and fees of the BRPs and of their Advisors;

- 3.1.16. "Business Rescue Plan" means this document together with all of its annexures, as amended from time to time, as prepared in accordance with section 150 of the Companies Act;
- 3.1.17. "CIPC" means the Companies and Intellectual Property Commission, established in terms of section 185 of the Companies Act;
- 3.1.18. "Claims" means all actual and/or alleged monetary claims against the Company including claims which are disputed, contingent, conditional, liquidated, or unliquidated (including claims for damages and/or administrative penalties), the cause of action in respect of which arose prior to or after the Commencement Date and/or under section 136(3) of the Companies Act;
- 3.1.19. "Closing Date" **means** the date of fulfilment, or waiver if capable of waiver, of the last of the conditions precedent needing to be fulfilled in relation to the definitive agreements concluded in relation to the RGS Transactions;
- 3.1.20. "Commencement Date" means 27 October 2022, being the date upon which Business Rescue commenced in accordance with section 129 of the Companies Act;
- 3.1.21. "Company" or "THL" means Tongaat Hulett Limited (registration number: 1892/000610/06)), a public company incorporated in accordance with the laws of South Africa;
- 3.1.22. "Companies Act" means the Companies Act 71 of 2008, as amended, including the regulations promulgated thereunder;
- 3.1.23. "Concurrent Claim" means any Claim (other than a Disputed Claim) which is unsecured and which does not enjoy a statutory preference as envisaged in the Companies Act;

- 3.1.24. "Creditor" means any creditor, including without any limitation, PCF Lenders, Disputed Creditors and contingent Creditors, with a monetary Claim against the Company;
- 3.1.25. "Disputed Claim" – means any Claim where the existence, value, class of the Claim or security in respect of a Claim is disputed by the BRPs and/or by an Affected Person;
- 3.1.26. "Disputed Creditor" means a Creditor with a Disputed Claim;
- 3.1.27. "Dispute Mechanism" means the dispute resolution mechanism set out in paragraph 16;
- 3.1.28. "Distributions" means a transfer of money or other property of the Company, including its own shares, made to Creditors in respect of their approved Claims as provided for in this Business Rescue Plan, including any deemed Distributions as contemplated in this Business Rescue Plan;
- 3.1.29. "Financially Distressed" or "Financial Distress" shall bear the meaning ascribed thereto in section 128(1)(f) of the Companies Act;
- 3.1.30. "High Court" means the High Court of South Africa;
- 3.1.31. "IDC" means Industrial Development Corporation of South Africa Limited (registration number 1940/014201/06), a company registered and incorporated in accordance with the laws of South Africa;
- 3.1.32. "IDC Security" means the first-ranking security cession of bank accounts and trade debtors and encumbrance over all inventories (and any related insurance claims) held by IDC;

- 3.1.33. "Independent Creditor" means a Creditor, with a Claim as accepted and/or recognised by the BRPs, to whom the definition in section 128(1)(g) of the Companies Act applies;
- 3.1.34. "Insolvency Law" means the Insolvency Act 24 of 1936, as amended and Chapter 14 of the Companies Act 61 of 1973, read with item 9 of Schedule 5 of the Companies Act;
- 3.1.35. "Kagera Sugar" or "Kagera" means **Kagera Sugar Limited** (incorporation number 5036), a limited liability company registered and incorporated in accordance with the laws of Tanzania;
- 3.1.36. "Lender Group" means the group of lenders to the Company, all of whom are Secured Creditors, including The Standard Bank of South Africa Limited (acting through its Corporate and Investment Banking division), Absa Bank Limited, FirstRand Bank Limited (acting through its Rand Merchant Bank division), Investec Bank Limited (acting through its Investment Banking Division, Corporate Solutions), Investec Bank Limited (acting through its Corporate and Institutional Banking division), The Land and Agricultural Development Bank of South Africa, Sanlam Life Insurance Limited (acting through its Sanlam Specialised Finance Markets division), Sanlam Investment Management Proprietary Limited (acting on behalf of its third party clients), Sanlam Life Insurance Limited (acting through its Sanlam Investment Management division), Sanlam Specialised Finance Proprietary Limited, Momentum Metropolitan Life Limited, Nedbank Limited, and Ashburton Fund Managers Proprietary Limited (acting on behalf of its clients);
- 3.1.37. "LRA" means the Labour Relations Act 66 of 1995, as amended;
- 3.1.38. "Management" means the management team of the Company who have been responsible for managing the day-to-day operations

of the Company from the Commencement Date under the supervision and authority of the BRPs;

- 3.1.39. **"Matuson"** means Matuson and Associates Proprietary Limited (registration number 2009/008967/07) a limited liability company registered and incorporated in accordance with the laws of South Africa;
- 3.1.40. "Meeting" means the virtual meeting to be held in terms of section 151 of the Companies Act on Friday 8 December 2023 at 08:00am for the purpose of voting on this Business Rescue Plan;
- 3.1.41. **"Metis" means Metis Strategic Advisors Proprietary Limited** (registration number 2015/220685/07) a limited liability company registered and incorporated in accordance with the laws of South Africa;
- 3.1.42. **"Mills" means the Company's three operational sugar mills** in South Africa, being the mills located in Amatikulu, Felixton and Maidstone;
- 3.1.43. "Murgatroyd" means Trevor John Murgatroyd a BRP as contemplated in section 128(1)(d) of the Companies Act;
- 3.1.44. "PCF" means post commencement finance obtained by the Company from a PCF Creditor or PCF Lender as contemplated in section 135(2) of the Companies Act;
- 3.1.45. "PCF Creditor" means a Creditor, authorised and accepted as such by the BRPs, from whom the Company has obtained PCF during the Business Rescue;
- 3.1.46. "PCF Employee" means any employee of the Company who rendered services to the Company and is owed any remuneration, reimbursement for expenses or other amount of money relating to

employment that became due and payable during the Business Rescue as contemplated in section 135(1) of the Companies Act;

- 3.1.47. "PCF Lenders" means any/all financier(s) advancing PCF to the Company, it being recorded that as at the Publication Date, IDC and GuardRisk are the only PCF Lenders;
- 3.1.48. "Pre-Meeting Proxy Vote" **means the** proxy vote by Creditors, the purpose of which will be the giving of direction by the Creditors to the BRPs (based on a simple majority of Independent Creditors voting on the issue) on the sequence in which the relevant business rescue plans are to be considered and voted on during the Section 151 Meeting;
- 3.1.49. "Proposals" means the proposals set out in Chapter 2 of this Business Rescue Plan;
- 3.1.50. "**Publication Date**" means the date on which this Business Rescue Plan is published to Affected Persons in terms of section 150(5) of the Companies Act, being 29 November 2023;
- 3.1.51. "Rand" or "R" or "ZAR" means the lawful currency of South Africa;
- 3.1.52. "Refinery" **means the Company's central sugar refinery located in Durban, KwaZulu-Natal;**
- 3.1.53. "Rejection Date" means the date on which a Claim is rejected by the BRPs in accordance with the provisions of this Business Rescue Plan;
- 3.1.54. "RGS" means RGS Group Holdings Limited (registration number C134230 – C2/GBL) a company registered and incorporated in accordance with the laws of Mauritius;

- 3.1.55. **"RGS Bidco"** means a South African incorporated subsidiary established by RGS to be the contracting party in respect of the RGS Transactions, the obligations of which towards THL is required to be guaranteed by RGS;
- 3.1.56. **"RGS Transactions"** means the acquisition by RGS Bidco of the substantial Claims and security previously held by the Lender Group and the subsequent conversion by RGS Bidco of such Claims into new equity in THL;
- 3.1.57. **"SARS"** means the South African Revenue Services;
- 3.1.58. **"SA Sugar"** means the Company's South African sugar operations comprising of the following divisions: Agricultural Land; the Mills; Darnall sugar mill; cane procurement and cane supply management; trademarks and other intellectual property, marketing, sales and distribution; the Refinery; and Voermol animal feeds division;
- 3.1.59. **"SASA"** means the South African Sugar Association (registration number 1915/00023/00), an association incorporated in terms of Section 2 of the Sugar Act 1978;
- 3.1.60. **"Secured Creditor"** means a Creditor who holds security for a Claim against the Company in terms of Insolvency Law;
- 3.1.61. **"Securities"** means any shares or other similar instruments, irrespective of their form or title, issued or authorised to be issued by a company, as defined in the Companies Act;
- 3.1.62. **"Shareholder"** means a shareholder, as defined in section 1 of the Companies Act, of the Company;
- 3.1.63. **"South Africa"** means the Republic of South Africa;

- 3.1.64. **“Strategic Equity Partners” or “SEPs”** means potential strategic equity partners/investors in the Company and/or the THL Group and/or the potential acquirer of SA Sugar, THL Zimbabwe, THL Botswana and THL Mozambique and/or the potential acquirer of SA Sugar only;
- 3.1.65. **“Substantial Implementation Date”** means the date upon which the BRPs file a notice of substantial implementation of the Business Rescue with the CIPC, which filing will be made **in the BRPs’ sole** and absolute discretion, as envisaged in paragraph 13;
- 3.1.66. **“Tax”** includes any tax, imposition, levy, duty, charge, fee, deduction or withholding of any nature (including securities transfer tax and stamp, documentary, registration, or other like duty) and any interest, penalty or other amount payable in connection therewith, which is lawfully imposed, levied, collected, withheld or assessed under the laws of South Africa or any other relevant jurisdiction and **“Taxes”, “Taxation”** and other cognate terms shall be construed accordingly;
- 3.1.67. **“THA” means** Tongaat Hulett Acucareira de Mozambique, S.A. (registration number 100264501), a company duly incorporated in accordance with the laws of Mozambique;
- 3.1.68. **“THD” means Tongaat Hulett Developments Proprietary Limited** (registration number: 1981/012378/07), a private company with limited liability incorporated in accordance with the laws of South Africa, at present in Business Rescue;
- 3.1.69. **“THL Botswana” means** Tongaat Hulett (Botswana) Proprietary Limited (registration number: 5032), a private company with limited liability incorporated in accordance with the laws of Botswana;

- 3.1.70. **"THL Group"** means **THL and each of its subsidiaries**, joint ventures and associated companies;
- 3.1.71. **"THL Mozambique"** means all **THL's direct and indirect shares** in its subsidiaries operating in the Republic of Mozambique and operating in accordance with the laws of Mozambique as set out in Annexure C;
- 3.1.72. **"THL Zimbabwe"** means all **THL's direct and indirect shares** in its subsidiaries operating in the Republic of Zimbabwe and operating in accordance with the laws of Zimbabwe as set out in Annexure C;
- 3.1.73. **"THSSA"** means **Tongaat Hulett Sugar South Africa Limited** (registration number: 1965/000565/06), a private company with limited liability incorporated in accordance with the laws of South Africa, at present in Business Rescue;
- 3.1.74. **"Trade Unions"** means **UASA – The Union ("UASA"), The Association of Mineworkers and Construction Union ("AMCU") and the Food and Allied Workers Union ("FAWU")**;
- 3.1.75. **"Unenforceable"** means the inability to enforce any and all Claims against the Company, as envisaged in section 154 and/or as read with section 152 of the Companies Act, upon the Adoption and implementation of the Business Rescue Plan;
- 3.1.76. **"Unsecured Creditors"** means all Creditors with Concurrent Claims against the Company;
- 3.1.77. **"van den Steen"** means Petrus Francois van den Steen a BRP as contemplated in section 128(1)(d) of the Companies Act;

- 3.1.78. "VAT" means the value-added tax levied in terms of the Value-Added Tax Act 89 of 1991, as amended;
- 3.1.79. "Vision Parties" means a grouping made up of the following participants: Terris AgriPro (Mauritius) (registration number: 171903 GBC), registered and incorporated in Mauritius; Remoggo (Mauritius) PCC (registration number 117836 C1/GBL), a fund registered and incorporated in accordance with the laws of Mauritius; Guma Agri and Food Security Ltd (Mauritius) (registration number: C192979), registered and incorporated in Mauritius; and Almoiz NA Holdings Ltd (registration number: 67410836) registered and incorporated in accordance with the laws of the United Arab Emirates;
- 3.1.80. "Vision Transactions" means the acquisition by the Vision Parties of the substantial Claims and security previously held by the Lender Group and the subsequent conversion by the Vision Parties of a portion of such Claims into new equity in THL;
- 3.1.81. "Voermol" means Voermol Feeds Proprietary Limited (registration number 1936/007892/07), a private company with limited liability incorporated in accordance with the laws of South Africa, at present in Business Rescue;
- 3.1.82. "Voting Interest" means a voting interest as defined by section 128(1)(j) of the Companies Act, calculated on the value of a Creditor's Claim as accepted and/or recognised by the BRP per this Business Rescue Plan;
- 3.1.83. "Werksmans" means Werksmans Incorporated (registration number: 1990/007215/21), a firm of attorneys practising as such at The Central, 96 Rivonia Road, Sandton, 2196.

- 3.2. Paragraph headings in this Business Rescue Plan are for the purpose of convenience and reference only and shall not be used in the interpretation of, nor modify or amplify the terms of this Business Rescue Plan or any paragraph hereof, unless a contrary intention clearly appears.
- 3.3. Words importing:
 - 3.3.1. any one gender includes the other gender;
 - 3.3.2. the singular includes the plural and vice versa; and
 - 3.3.3. a natural person includes an artificial or juristic person and vice versa ("Person").
- 3.4. Any reference to any statute, regulation or other legislation in this Business Rescue Plan shall be a reference to that statute, regulation, or other legislation as at the Publication Date, and as amended or substituted from time to time.
- 3.5. Any reference in the Business Rescue Plan to any other agreement or document shall be construed as a reference to such other agreement, as may from time to time be amended, varied, novated, or supplemented.
- 3.6. If any provision in a definition in this Business Rescue Plan is a substantive provision conferring a right or imposing an obligation on any person or entity then, notwithstanding that it is only in a definition, effect shall be given to that provision as if it were a substantive provision in the body of this Business Rescue Plan.
- 3.7. Where any term is defined in this Business Rescue Plan within a particular paragraph other than this paragraph 3, that term shall bear the meaning ascribed to it in that paragraph wherever it is used in this Business Rescue Plan.

- 3.8. Where any number of days is to be calculated from a particular day, such number shall be calculated as excluding such particular day and commencing on the next day, if the last day of such number so calculated falls on a day which is not a Business Day, the last day shall be deemed to be the next succeeding day which is a Business Day.
- 3.9. Any reference to days (other than a specific reference to Business Days), months or years shall be a reference to calendar days, months or years, as the case may be.
- 3.10. Words or terms that are capitalised and not otherwise defined in the body of this Business Rescue Plan (excluding capitalised words or terms used for the purpose of headings or tables) shall bear the meaning assigned to them in the Companies Act.
- 3.11. The use of the word "including", "includes" or "include" followed by specific examples shall not be construed as limiting the meaning of the general wording preceding it and *the eiusdem generis* rule shall not be applied in the interpretation of such general wording or such specific examples.
- 3.12. To the extent that any provision of this Business Rescue Plan is ambiguous, it is to be interpreted in a manner that is consistent with the purposes of the business rescue provisions in Chapter 6 of the Companies Act.
- 3.13. Unless otherwise stated, all references to sections are references to sections in the Companies Act.
- 3.14. All information provided in the Business Rescue Plan is reflected as at the Publication Date, unless otherwise indicated in the Business Rescue Plan.
4. Disclaimer

- 4.1. The BRPs in the preparation of this Business Rescue Plan have relied on information obtained from the books and records of the Company, meetings **held with relevant persons including the Company's directors**, Management, staff, suppliers, clients, Advisors and other service providers of the Company, and studies and reports commissioned from various technical and other professional advisors in connection with the affairs of the Company.
- 4.2. Whilst the BRPs have made efforts to ensure the accuracy of the information contained herein, it should be noted that the BRPs investigations have been limited in nature due to:
 - 4.2.1. the time constraints placed on the BRPs by the Companies Act and Creditors;
 - 4.2.2. pressure from Affected Persons to affect a reasonably paced rescue;
 - 4.2.3. limited financial and human resources available to the Company;
and
 - 4.2.4. the state of affairs of the Company.
- 4.3. **The BRPs have not carried out an audit of the Company's documents and/or records**, nor have they had adequate opportunity to independently verify all information provided to them by the Company and/or relevant third parties.
- 4.4. This Business Rescue Plan contains forecast financial information that is not drafted in terms of the JSE Listings Requirements. This disclaimer is provided to clarify the nature and limitations of the information contained in this Business Rescue Plan.
- 4.5. By accessing and reviewing this Business Rescue Plan, you acknowledge and accept the above disclaimer. It is important to exercise caution and diligence when considering the contents of this Business Rescue Plan and to consult with relevant experts and advisors as necessary. The Company disclaims any

liability for any loss or damage resulting from the use or reliance on the information contained herein. It is important to note the information and forecasted data of this Business Rescue Plan have not been reviewed or **audited by the Company's external auditor.**

- 4.6. JSE Listings Requirement: The forecast financial information presented in this Business Rescue Plan has been prepared in accordance with Section 150 of the Companies Act, but has not necessarily been prepared consistent with the JSE Listings Requirements. Therefore, it may not meet the specific reporting and disclosure standards set forth by the JSE.
- 4.7. Nothing contained in the Business Rescue Plan shall constitute any form of legal or other advice to any Affected Person, and the BRPs do not make any representations in respect thereof.
- 4.8. The BRPs have not independently assessed the forecast value of THL post the implementation of this Business Rescue Plan beyond satisfying themselves that the Proposals will result in a reasonable prospect of THL being rescued and trading successfully after implementation of the Plan and the Proposals.
- 4.9. Neither the BRPs nor their Advisors shall be responsible for any acts taken **by (or omissions arising from) any Affected Persons'** reliance on this Business Rescue Plan.
- 4.10. Affected Persons are advised and encouraged to consult with their own independent attorney, accountant, or other professional advisor in respect of this Business Rescue Plan should they so wish or require.

CHAPTER 2 – BACKGROUND AND PROPOSALS

5. PART A – Background

5.1. Holding Company:

5.1.1. The Company is a public company listed on the Johannesburg Stock Exchange and is the parent company (directly or indirectly) of numerous entities. An organogram of the group of entities is contained in Annexure C.

5.2. Directors of the Company:

5.2.1. As at the Publication Date, the executive directors of the Company, according to the CIPC, were Dan Marokane (acting Chief Executive Officer) and Robert Aitken (Chief Financial Officer).

5.3. Company Information:

Financial Year End	31 March
Registered Business Address	Amanzimnyama Hill Road Tongaat KwaZulu-Natal 4400
Postal Address	P O Box 3 Tongaat KwaZulu-Natal 4400
Business Telephone Number	+27 (32) 439 4000
Auditors	Ernst & Young

5.3.1. Company Background:

5.3.1.1. The Company is part of the THL Group which is an agri-processing business with a c.130-year history and a

strong socio-economic legacy in Southern Africa. The THL Group has operations in South Africa, Zimbabwe, Mozambique and Botswana which collectively make up the THL Group.

5.3.1.2. Across Southern Africa, the **THL Group's** operations are of significant scale geographically, economically, and socially, as set out below:

- the **THL Group's** production facilities have the capacity to crush 12.7 million tons of sugarcane (5.8 million tons provided by third-party growers) to produce 1.5 million tons of raw sugar, 750 000 tons of refined sugar, 400 000 tons of animal feed and 40 million litres of ethanol; and
- at the peak of the sugar season, the THL Group's operations employ more than 23 000 people, support more than 185 000 employment opportunities and provide a livelihood to more than 21 000 farmers (many of whom are small-scale growers).

5.3.1.3. In South Africa, the profile of the Company's sugar operation, property business and head office is set out below:

- the Company's operations are located in the KwaZulu-Natal province in the districts of Ethekwini, Zululand, Umkhanyakude, King Cetswayo, and iLembe;
- the Company's trading activities during the 2023 financial year generated revenue of c.R7.8 billion;

- the Company has 5 production facilities with the capacity to crush 5.45 million tons of sugarcane to produce 600 000 tons of raw sugar, 600 000 tons of refined sugar (c.50% of the total South African sugar industry's market requirements) and 400 000 tons of animal feed;
- the Company's ongoing agriculture activities span 11 300 hectares and as such it owns a substantial and valuable land portfolio, of which some 9 600 hectares are considered developable and located within the primary growth corridors of KwaZulu-Natal;
- the Company sources c.91% of its sugarcane from independent farmers, over 15 000 of which are small-scale farmers and co-operatives, and its transformational partnership with Uzinzo Sugar Farming has established the largest black grower in the South African sugar industry;
- a total of c.2 500 people are employed by the Company, with a further c.23 000 indirect employment opportunities created within South Africa. The communities in which the Company operates not only benefit from employment opportunities, but also the Company's socio-economic development initiatives and investments; and
- as identified in an independent assessment of the Company's economic footprint, it has been estimated that arising from the Company's trading

activities during the 2021 financial year, an additional c.R28.8bn of output was produced within the South African economy, contributing c.R11bn to the GDP of South Africa (based on direct, indirect and induced impacts).

5.3.1.4. The current THL Group structure comprises of c.60 subsidiaries and associated companies, however many of the South African and Zimbabwean companies are dormant or investment holding entities with limited trading activity. A detailed group structure is reflected in Annexure C. From this it will be noted that certain of the legal entities trade as divisions of the Company pursuant to Agency Agreements that were entered into **in the 1980's and which are in the process of being unwound.**

5.3.1.5. The most relevant of the Agency Agreements are those in relation to THSSA and Voermol. THSSA and Voermol do not carry on any activities for their own benefit that would generate revenue for themselves, and they are wholly financially dependent on the Company. The **Company's** SA Sugar division is operated by the Company and pursuant to relevant Agency Agreements between the Company and THSSA and Voermol. These Agency Agreements entail:

- Assets: Assets of the agents are held nominally as they are those of the principal, being beneficially owned by the Company.
- Tenure: The agreements and agency arrangements are generally active for an indefinite period of time and terminable **on one month's**

written notice. The Agency Agreements are in the process of being unwound, which will result in the entire SA Sugar division being conducted solely in the Company, as a division, with no further agency relationship and/or representation.

- Disclosure: The existence of the Agency Agreements was previously undisclosed to third parties. However pursuant to a letter dated 20 December 2022 from THSSA and Voermol to all known creditors of those companies, the Agency Agreement arrangements were disclosed.
- Recourse: THSSA has at all times acted as the agent of the Company, on the basis that the Company has been its undisclosed principal. Consequently, all transactions that have historically been concluded by THSSA with any person or entity, have been so concluded by THSSA in its capacity as agent for an undisclosed principal, being the Company. Now that the existence of the Agency Agreement has been disclosed, any dealings with THSSA will be on the basis that it is contracting on behalf of the Company. Furthermore, Voermol has at all times acted as the agent of THSSA (and by virtue of the aforementioned THSSA agency, as the sub agent of the Company), on the basis that THSSA has been its undisclosed principal and the Company the ultimate undisclosed principal. Consequently, all transactions that have historically been concluded by Voermol with any person or entity, have been so concluded by Voermol in its capacity as agent for an undisclosed principal, being THSSA and, by

virtue of the aforementioned THSSA agency, as the sub agent of the Company.

- In summary: The effect is that all assets, liabilities, income and expenses are those of the Company, as principal. Any claims instituted against THSSA and/or Voermol will result in those entities having a corresponding claim against THL.

5.3.1.6. The extent of the challenges faced by the Company, and its current strained financial position, are well publicised and arose from years of high and increasing debt levels, financial misstatements and historic mismanagement. These factors have resulted in the **loss of significant value for the Company's** Shareholders and other stakeholders.

5.3.2. Events which led to the Company commencing Business Rescue:

5.3.2.1. It is the BRPs understanding that the cause of the Company's Financial Distress is set out in the statement, attached hereto as Annexure B.

5.3.3. Aims and objectives of Business Rescue:

5.3.3.1. In terms of the Companies Act, the Company's Business Rescue will aim to facilitate its rehabilitation by (inter alia) providing for –

- the temporary supervision of the Company by the BRPs, and the management of its affairs, business, and property by the BRPs;

- a temporary moratorium on the rights of claimants against the company or in respect of property in its possession; and
- the development and implementation of a Business Rescue Plan which has as its aim either or both of:
 - the rescue of the Company by restructuring its affairs, business, property, debt and other liabilities, and equity in a manner that maximises the likelihood of the Company continuing in existence on a solvent basis; and/or
 - achieving a better return for the **Company's** Creditors or Shareholders than would result from the immediate liquidation of the Company.

5.3.3.2. The proposed rescue of the Company as set out in this Business Rescue Plan seeks to meet both of the objectives set out in the immediate paragraphs above.

5.3.4. Business Rescue events:

5.3.4.1. The salient dates pertaining to the Business Rescue of the Company are set out below;

BUSINESS RESCUE EVENT	DATE
Board Resolution to commence the Business Rescue	26 October 2022
Commencement date of the Business Rescue	27 October 2022
Appointment of the BRPs	
Notice to Affected Persons of the commencement of Business Rescue and the appointment of the BRPs	27 October 2022

First statutory meeting of employees	3 November 2022
First statutory meeting of Creditors	8 November 2022
Requests for an extension of the date to publish the Business Rescue Plan	8 November 2022, 24 January 2023, 22 February 2023 29 March 2023, 31 August 2023, 26 October 2023 and 21 November 2023
Confirmation of the extension of the date to publish the Business Rescue Plan	15 November 2022, 27 January 2023, 27 February 2023 31 March 2023, 8 September 2023, 30 October 2023, and 23 November 2023
Meetings in terms of section 143 of the Companies Act to vote on the BRPs' remuneration agreement: Shareholders meeting Creditors meeting	9 December 2022 9 December 2022
Publication of the initial business rescue plan	31 May 2023
Meeting to consider the initial business rescue plan: Outcome – Meeting adjourned and Business Rescue Plan to be amended and meeting to be reconvened at a date no later than 30 September 2023	14 June 2023
Notice to Affected Persons regarding application to the High Court of South Africa, KwaZulu-Natal Local Division, Durban under case number D4472/2023 ("SASA Declarator Application")	15 June 2023
Court hearing dates in relation to the SASA Declarator Application	13 and 14 September 2023
Meeting with Shareholders	26 September 2023
Vision Parties acquire Lender Group Claims	20 November 2023
Publication of the amended Business Rescue Plan	29 November 2023
Expiry and repayment of current IDC PCF facility	30 November 2023
Pre-Meeting Proxy Vote counted	7 December 2023

5.3.4.2. All notices that have been published to the Affected Persons of the Company can be obtained from the Company's website at www.tongaat.com, under the "Business Rescue" tab.

5.3.5. Steps taken since the appointment of the BRPs:

5.3.5.1. Statutory Obligations – the Company and the BRPs have met and complied with statutory reporting and meeting obligations as required in terms of Chapter 6 of the Companies Act.

5.3.5.2. Management Control – In terms of section 140(1)(a) of the Companies Act, the BRPs took full management control of the Company and have delegated certain functions to Management in terms of section 140(1)(b) of the Companies Act.

5.3.5.3. Investigations – The BRPs have investigated the affairs of the Company and have satisfied themselves that, inter alia, the Company is in Financial Distress and that there is a reasonable prospect of the Company being rescued.

5.3.5.4. Operations

- A key priority for the BRPs has been to bring about stability and thereafter continuity to the business and operations of the Company. Shortly after the Commencement Date, the SA Sugar operations were brought to a standstill as there was no free

cash available to fund operations or to settle Creditors or Employees.

- Shortly thereafter the BRPs secured PCF to fund short-term working capital requirements, which facilitated the restart of the SA Sugar operations. Thereafter the BRPs secured further PCF (as detailed below) to complete the 2022/23 South African sugar season and to carry out the critical off-crop capital expenditure and/or maintenance (“off-crop programme”). The SA Sugar business is now funded (for a limited period) and is operating under the BRPs’ guidance. The existing, and only PCF facility secured by the Company, expires and is repayable on or before 30 November 2023.

- Cost Reduction Initiatives:
 - Since their appointment the BRPs have made ongoing efforts to reduce operating costs of the Company wherever possible.
 - It is envisaged that various cost reduction and efficiency improvement initiatives will continue to be implemented throughout the Business Rescue process.
 - See Annexure D for a detailed summary of all initiatives implemented and the associated outcomes.

5.3.5.5. Other business rescue proceedings - Included in the operations of the THL Group are wholly owned subsidiaries THSSA, THD and Voermol, each of which is in business rescue. The BRPs are also overseeing each of these inter-related business rescues, with each

of these subsidiaries having its own business rescue plan.

5.3.5.6. International operations - THL Zimbabwe, THL Botswana and THL Mozambique are not in business rescue, continue to operate as independent legal entities and are self-funding.

5.3.5.7. PCF Funding – Since their appointment, the BRPs have devoted significant time and resources towards engaging with the Lender Group thereafter IDC, in order to secure and structure the requisite PCF to support the SA Sugar operations and avoid its collapse into liquidation – initially to restart operations, and latterly to complete the 2022/23 sugar season and carry out the off-crop programme necessary to commence the 2023/24 season. This was secured as follows:

- the raising of initial PCF from the Lender Group in an amount of R900m, which brought about short-term stability in order for the Company to restart the Mills and Refinery operations - which PCF was repaid from the proceeds of the PCF raised from IDC as outlined below;
- the subsequent increase in facilities to R1.2 billion in PCF raised from IDC which enabled the Company to fund its working capital requirements to the end of June 2023, including its annual off-crop maintenance programme;
- the subsequent increasing of facilities to R1.725bn PCF from IDC which enabled the Company to fund

its working capital requirements to 6 October 2023;

- the subsequent increasing of facilities to R2.3bn PCF from IDC which enabled the Company to fund its working capital requirements to 30 November 2023 the date on which the PCF from IDC expires and is repayable;
- negotiations are ongoing with regard to a possible further extensions beyond 30 November 2023 and temporary increase of the PCF, which will be dependent (inter alia) upon the Adoption of this Business Rescue Plan and IDC approving any extension or increase in accordance with its credit criteria and requirements; and
- the initial facility raised from the IDC PCF was applied to repay the Lender Group PCF in order for the Lender Group to release their security over the bank accounts, inventory and trade receivables (and any related insurance claims), which is now the first-ranking security of the IDC for its PCF Claim.

5.3.5.8. Strategic Equity Partner –

- In February 2023, the BRPs embarked on an **accelerated sales process (“Project BSM”)**, aimed at engaging with potential SEPs interested in the acquisition of or investment in either:
 - 1) THL itself or the whole of the THL Group;
 - 2) all of SA Sugar, THL Zimbabwe, THL Botswana and THL Mozambique; or

3) the SA Sugar operations.

- The logic for the abovementioned three acquisition options was premised on alignment with the basis on which the critical PCF funding had been secured. This PCF funding conditionality required that the sugar enterprise of THL in all jurisdictions was maintained as a whole and not disposed of in part, or on a piecemeal basis. SA Sugar was however separately included by the BRPs as an option to enable any such offers to be considered as an alternative to the disposal of the whole – and which would necessarily need to replace the PCF facility as part of such a transaction.

- SEPs were identified through a process referencing previous interested parties and key market participants who demonstrated the following criteria:
 - interest in investing in or acquiring the THL Group as a whole, or the SA Sugar businesses of THL;
 - relevant industry and regional technical expertise and operational ability;
 - balance sheet strength and funding capacity;
 - a plausible business case being presented for the future of the acquired businesses; and
 - valuation of the relevant assets and/or offer price that demonstrated a likely ability to conclude a transaction.

- Whilst a substantial number of potential SEPs were initially considered, a final list of eight potential SEPs that met the criteria (highlighted above) were

provided access to conduct a comprehensive due diligence. Final offers were received on 15 June 2023.

- After discussions with the Lender Group the preferred SEPs were approached again and provided with an opportunity to improve their offers (both in terms of certainty of price and overall certainty of closing), which culminated in a short listing of two final bidders.
- The BRPs and their advisors, carefully considered the respective SEP bids and analysed a number of qualitative and quantitative factors relating to each **SEP's offer**. Such considerations included (inter alia) financial, operational, strategic fit, cultural considerations and execution ability.
- After a rigorous process, and after consultation with numerous parties including the Lender Group, on 17 July 2023, Kagera Sugar was identified and confirmed as the preferred bidder by the BRPs and confirmed as the Strategic Equity Partner to be included in the business rescue plan for consideration by Creditors.
- Subsequent to the conclusion of the SEP process, the BRPs were advised by the Vision Parties and the Lender Group that the Vision Parties were to acquire the significant (from a Voting Interest perspective) secured Claims of the Lender Group. The Vision Parties made clear to the BRPs that subsequent to completion of the acquisition of the Claims of the Lender Group they would not vote

such Claims in favour of a business rescue plan predicated on any alternative proposal received by the BRPs, but would only support the Proposals agreed with the BRPs and put forward in this Business Rescue Plan.

- It is noted that as at the Publication Date, the acquisition of the Claims of the Lender Group by the Vision Parties has not been completed. The RGS Proposals put forward in this Business Rescue Plan have therefore been based on numerous factors, including, but not limited to the benefits to the Company, the local community, Creditors, Shareholders and Employees – and on the ability of the proposer (in this case RGS) to make the financial commitments underpinning its proposals.

5.3.5.9. Business Rescue Plan Publication

- In terms of section 150(5) of the Companies Act, a business rescue plan was required to be published on or before 1 December 2022 (i.e. within 25 business days from the date of the appointment of the BRPs). The BRPs obtained approval from the Creditors for various extensions of the Publication Date up to 31 May 2023.
- The BRPs in May 2023 were still reluctant to publish a business rescue plan until such time as they were able to put forward sufficiently detailed Proposals to Affected Persons. However, at that time, the Lender Group declined to agree to any further extensions and insisted that the BRPs put forward the initial business rescue plan. The BRPs

therefore published the initial business rescue plan on 31 May 2023, a document which was, due to the lack of clarity at the time, somewhat conditional.

- The meeting to vote on the published business rescue plan was convened and scheduled to take place on 14 June 2023.
- On or about 8 June 2023, an urgent application was brought by RCL Foods & Sugar Milling (Pty) Ltd ("**RCL**") to interdict the meeting to be held on 14 June 2023 to consider and vote on the published business rescue plan.
- At the meeting held on 14 June 2023 motions were proposed, seconded and carried to adjourn the meeting to vote on the business rescue plan to no later than 30 September 2023 and agreed that no **less than 30 days' prior written notice of the** intended date of the reconvening of the adjourned meeting must be provided to Creditors, as was deemed to be necessary and expedient.
- In addition to the adjournment of the meeting, the BRPs were requested to amend the business rescue plan to incorporate the details of the final transaction accepted and agreed with the selected SEP.
- At a meeting held on 8 September 2023 creditors approved a further adjournment of the meeting to vote on the business rescue plan to no later than 30 November 2023 **and that no less than 30 days'**

prior written notice of the intended date of the adjourned meeting must be provided to Creditors.

- Creditors have also approved the consequently required extension of the publication date of the Company's amended business rescue plan to no later than 24 November 2023.
- A notice was issued on 6 October 2023 convening the meeting to vote on the business rescue plan to be held on 7 November 2023. In light of the request to extend the publication date of the Company's amended business rescue plan to no later than 24 November 2023 the notice convening the meeting on 7 November 2023 was withdrawn. The meeting will be held no later than 30 November 2023, in accordance with the agreement of Creditors at the meeting held on 8 September 2023.
- Subsequent to the above, the requisite majority of creditors agreed to an extension of the date for publication of the amended business rescue plan to no later than 24 November 2023 and to the application of the notice periods as detailed in section 151(1) and (2) of the Companies Act.
- Additional information came to the attention of the BRPs that required further updating of the drafted amended Business Rescue Plan. It was therefore necessary and expedient to extend the publication date for a very short period and therefore also to adjourn the Meeting to a slightly later date, in order to allow creditors sufficient time to consider

the contents of the amended Plan. The requisite majority of creditors agreed to an extension of the date for publication of the business rescue plan to no later than 29 November 2023 and to the adjournment of the meeting to vote on the business rescue plan to no later than 8 December 2023.

- As at the Publication Date the Vision Parties have a valid agreement in effect with the Lender Group for the acquisition of the Lender Group Claims. However, this agreement is subject to payment being made for such acquisition. Clearly the completion (or not) of the acquisition will impact who votes the Lender Group Claims, and therefore will materially impact the Creditor vote at any Section 151 meeting.
- Given the last dates agreed with Creditors (29 November 2023/8 December 2023 – see above), and the numerous delays (as set out above) in publishing a revised business rescue plan, the BRPs do not wish incur further delays.
- The business rescue of THL has been bedevilled by numerous challenges, not least of which has been the ongoing threat and/or institution of legal proceedings aimed at *inter alia* interdicting the business rescue process, made and/or brought at the instance of various groups and/or entities with frequently divergent interests, which if not adequately anticipated and/or fully dealt with will frustrate and possibly altogether halt the business

rescue process, with the almost inevitable consequence of liquidation.

- In order to militate against further challenges to the business rescue process, and given the credibility of the two proposals to be presented to Affected persons, the BRPs have therefore elected to implement the following methodology to ensure that Creditors have both the opportunity to review the alternative business rescue proposals currently available, and the right to vote on the proposal of their choosing:
 - two alternative business rescue plans (this being one of them) will be published on the Publication Date;
 - Creditors will be invited to vote in the Pre-Meeting Proxy Vote by way of a simple majority (with results counted on 7 December 2023), for the order in which the two potential business rescue plans will be presented to them and be voted on by them at the subsequent Section 151 Meeting held on 8 December 2023;
 - subject to the outcome of the Pre-Meeting Proxy Vote, Creditors will be asked at the subsequent Section 151 Meeting to first vote on the business rescue plan of their choosing (potentially this one);
 - if the first such plan voted on is not approved by the requisite Creditor majorities, subject to section 153 of the Companies Act the second plan will be presented to and voted on by Creditors;

- conversely, if the first such plan voted on is approved and Adopted, there will be no cause or need for the second such plan to be voted on; and
- should neither the two plans be approved, then the provisions of section 153 of the Companies Act will apply, with the variable outcomes contemplated in section 153(1) of the Companies Act.

5.3.5.10. SASA

- As at the Commencement Date, THL owed SASA an amount of c.R479m. This amount is clearly a Concurrent Claim that exists as at the Commencement Date and will be treated as such in this Business Rescue Plan on the same basis as other Unsecured Creditors unless stated otherwise. However, it is noted that SASA has taken the liberty of withholding export proceeds that THL would otherwise be entitled to and unilaterally reduced the amount that SASA alleges is owed by THL to SASA to c.R59m. This treatment is not accepted by the BRPs and the BRPs and THL reserves the right to take the necessary steps to recover the unpaid amounts, unless there is a settlement concluded with SASA.
- IDC has a priority-ranking security interest over the export proceeds payable by Sasexcor and/or SASA to THL for the obligations of THL in relation to the PCF provided by IDC to THL during the Business Rescue. As a result, any application or utilisation of such export proceeds towards a

settlement of the disputes between SASA/Sasexcor and THL, and/or otherwise, will require IDC written consent thereto.

- The BRPs subsequently exercised their rights to suspend the THL obligations to SASA for the duration of Business Rescue. The unpaid amount that has accrued since the Commencement Date amounts to c.R1.1bn. With effect from 1 April 2023, subject to availability of funding, THL recommenced its payment obligations to SASA.
- Various industry participants were of the view that the BRPs did not have the right to suspend the THL obligations to SASA and the matter was referred to the Sugar Industry Appeals Tribunal ("SI Tribunal"). The BRPs are of the view that the SI Tribunal does not have jurisdiction to make a ruling on matters related to the Companies Act (i.e. section 136 thereof). As a result, THL and its BRPs brought an application ("the application") in the High Court of South Africa, KwaZulu-Natal Local Division, Durban ("the High Court") under case number D4472/2023, seeking the following orders:
 - declaring that the BRPs are empowered to suspend, for the duration of the business rescue proceedings, any obligation of THL which arises under the Sugar Industry Agreement, 2000 ("the SI Agreement"); alternatively, declaring that the BRPs are empowered to suspend, for the duration of the business rescue proceedings any redistribution

payment, and related levies and interest that become due by THL, and which would otherwise become due during the business rescue proceedings. The BRPs seek this declaration in respect of their powers of suspension of a company's obligations under section 136(2)(a)(i) of the Companies Act; or

- alternatively to the preceding paragraphs, and in the event that the Court finds that the obligations under the SI Agreement are not amenable to suspension:
 - o declaring section 136(2)(a)(i) of the Companies Act unconstitutional and invalid insofar as it fails to provide for the suspension of regulatory charges that become due during business rescue proceedings; and
 - o reading in the words "or regulatory regime" after the word "agreement" in section 136(2)(a)(i) of the Companies Act.
- These provisions allow for the implementation of a statutory business rescue plan to restructure a financially distressed company's affairs in a manner that maximises the likelihood of the company continuing in existence on a solvent basis or, if that is not possible, results in a better return to its creditors or shareholders than would otherwise result from the immediate liquidation of the company.
- Among the key mechanisms available to the BRPs to create a protective environment within which to

develop and implement such a plan is the power to suspend the company's obligations in terms of section 136(2)(a) of the Companies Act.

- THL's payment obligations in terms of the SI Agreement referred to above include substantial and onerous levy and redistribution payments to SASA charged since the Commencement Date in excess of R1.1bn ("the SASA Amounts"). The provisions of the SI Agreement entail, inter alia, that THL as an over-performing miller is obliged to pay a substantial proportion of its refined white sugar proceeds over to SASA for redistribution to other competitor millers who have sold less than their production share (i.e. under-performing sugar millers), despite such payments not being related to the commercial realities of the cost of such production.
- In order to temporarily insulate THL from these onerous obligations that would prevent it from being rescued, during February 2023 the BRPs suspended all of THL's payments obligations to SASA arising under the SI Agreement for the duration of the business rescue proceedings in terms of section 136(2) of the Companies Act. The BRPs did so having taken legal advice, including the advice of senior counsel.
- The various respondents who have opposed the application (including SASA and the other sugar millers in the industry) and delivered answering affidavits, have alleged that the SI Agreement is subordinate legislation under the Sugar Act 9 of

1978 ("the Sugar Act") and therefore not capable of suspension by the BRPs under section 136(2)(a)(i) of the Companies Act.

- In other words, the respondents contend that the SI Agreement is not an "agreement" within the meaning of section 136(2)(a), and that THL's obligations under the SI Agreement are statutorily imposed and are therefore incapable of suspension under section 136(2)(a) of the Companies Act. That is the live legal dispute that warrants determination and declaratory relief from the High Court ("SASA Declarator Application").
- The BRPs' legal position remains that:
 - the SI Agreement is an agreement between all members of the sugar industry, and that THL's obligations thereunder is therefore capable of suspension; and
 - SASA ranks as an Unsecured Creditor in the Business Rescue Plan of THL. Immediate payment of the SASA Amounts would have the effect of elevating SASA's status to that of preferred creditor. This would unduly prejudice the remaining body of creditors and would be legally impermissible, and place the rescue of THL at risk.
- With the assistance of the post-commencement financiers, mainly the IDC (with the BRPs gratitude), THL has, since April 2023 recommenced payment of SASA obligations and an amount of c.R771m (as at 31 October) has been paid in settlement of amounts owing to SASA in

respect of local market redistribution charges and levies that have arisen since 1 April 2023. The SASA Amounts charged between 28 October 2022 and 31 March 2023 have not been discharged and will be treated the same as the other Unsecured Creditors of THL. The amounts owed to SASA as at the commencement of business rescue on 27 October 2022 amounting to approximately c.R420m, increased by levies in an amount of c.R59m, leaving a total amount of c.R479m, which has similarly not been discharged.

- The BRPs have agreed with SASA that, without detracting from THL's and/or the BRPs' assertions in the SASA Declarator Application and subject to the continued availability of funding acceptable to THL, THL will make payment of all redistribution (“LMR”) levies due to SASA with effect from 1 April 2023.
- SASA and THL have agreed that the payments will be made on condition that:
 - the payments made by THL will only be applied towards the LMR and Levies obligations that have arisen or will arise after 1 April 2023 and will not be applied to any of the amounts which SASA asserts are due, owing and payable in respect of the period prior to 1 April 2023; and
 - SASA will comply with its obligations with effect from 1 April 2023 and will not withhold any proceeds including future export and export carry-over payments (2023/2024 season and

onwards) that THL may become entitled to from 1 April 2023. Those proceeds will be paid to THL by SASA as and when they fall due for payment.

- The above agreement is without prejudice to and in no way detracts from the rights of either SASA or THL relating to the SASA Declarator Application.

5.3.5.11. Settlement of Litigation Matters:

- In anticipation of the commencement of a mediation process, the Company and Deloitte & Touche South Africa (“Deloitte”) concluded a settlement agreement in February 2023. The settlement related to claims which the Company had asserted against Deloitte which arose from and relate to the appointment of Deloitte as auditor of the Company for the financial years ended 31 March 2012 to 31 March 2018 (both inclusive). Deloitte paid an amount of R260m to the Company without admission of liability. The BRPs, having taken legal advice in this regard, were of the considered opinion that an expeditious settlement on these terms was in the best interests of the Company.

5.3.5.12. Growers

- Growers and grower representative boards have been engaged on a regular basis at the various sugar mills with the aim of fielding questions, dealing with uncertainties and to keep them updated. All cane payments pre- and post-

commencement of business rescue proceedings have been honoured to date in an effort to shield the growers from economic hardship. Payments made to the growers since the commencement of business rescue proceedings total R4.7bn (at 31 October 2023). Grower support and engagements have been robust and productive from both the view of the BRPs and that of the growers. Both the SACGA and SAFDA have also been engaged formally and informally in an effort to keep lines of communication open.

5.3.5.13. Employees

- Employees have continued to be employed by the Company on the same terms and conditions as before the Commencement Date.
- The first statutory meeting of employees, in terms of section 148 of the Companies Act, was convened in person and virtually on 8 November 2022. Thereafter, an **employees'** committee was formed by employee representatives who volunteered or who were nominated by their colleagues to represent them on the committee. To date, the BRPs have held numerous virtual meetings with the employees' committee to discuss the Business Rescue of the Company, the most recent of which was held on 12 October 2023.
- The remaining executive directors and members of the THL Group executive committee of the Company have continued in the employ of the Company and have worked with and will continue

to work with the BRPs while they remain in the employ of the Company. Mr Gavin Hudson and Mr Simon Harvey resigned with effect 28 February 2023.

5.3.5.14. Creditors

- The first meeting of Creditors, as contemplated in section 147 of the Companies Act, was convened virtually on 8 November 2022.
- At the first statutory meeting of Creditors, the BRPs advised Creditors of the right to form a Creditors' committee. A Creditors' committee has since been formed with Mr Hans Klopper having been appointed by the Creditors as the chairman of the committee. The BRPs have agreed that the Company is prepared to remunerate the chairperson on the basis of time spent solely in such role. The chairperson is also an advisor to one of the Creditors, which Creditor is liable for the costs related to time spent by Mr Klopper in the fulfilment of his services to that Creditor.
- The first Creditors' committee meeting was convened virtually on 24 November 2022 and numerous subsequent Creditors' committee meetings have been held, the most recent of which was held on 12 October 2023.

5.3.5.15. Consultations – The BRPs have consulted with various Affected Persons relating to the developments within the Business Rescue and the development of the Business Rescue Plan, in addition to the publishing of

regular notices and/or status reports to Affected Persons. The BRPs have consulted and engaged with a number of key Shareholders (representing in excess of 30% of the shareholding in THL) **during the Company's** Business Rescue. In addition to this, after an appropriate SENS announcement a general update shareholders meeting was held virtually on 26th September 2023.

- 5.3.5.16. Claims Reconciliation - The BRPs have received Claims from numerous Affected Persons. A verification process has been undertaken to reconcile the Claims received with the amounts reflected in the records of the Company. For the avoidance of doubt, the BRPs will rely on the records of the Company unless proven otherwise, per paragraph 5.3.7 and 1616. Further details relating to Claims are also set out in paragraph 5.3.7, read with Annexure A.
- 5.3.5.17. Contracts - None of the Company's obligations have so far been cancelled during Business Rescue, however the BRPs reserve the right to do so. The BRPs have exercised the right to suspend certain obligations and also reserve the rights to suspend other such obligations at the appropriate time in accordance with section 136 of the Companies Act.
- 5.3.5.18. Cash Management - The BRPs continue to manage and monitor the liquidity, **cash flow and financial position** of the Company, control payments and enforce general controls.
- 5.3.5.19. In-country engagements - Focussed stakeholder engagements were held in both Zimbabwe and

Mozambique to ensure a common understanding of the reasons why the business in South Africa was placed under business rescue, the implications of business rescue and the envisaged path to be travelled towards finding a rescue solution. The engagements were targeted at senior managers in the business, in-country independent board members, industry regulators, industry association bodies, minority shareholders in Mozambique and relevant government ministries in both countries. In Zimbabwe, the head of state has been kept updated through in-person briefings on the progress of the business rescue by the local Chairman and interim THL CEO. Further engagements by the BRPs will be arranged when required. The engagements are continuous where key milestones in the business rescue process trigger a focussed stakeholder management follow up with either written or in person communication as may be deemed appropriate.

5.3.6. Material assets and security (Section 150(2)(a)(i)):

5.3.6.1. The below summary of the material assets of the Company is the pre-Commencement Date book values **of the Company's assets** (not Group consolidated) as at 31 October 2022, the nearest practicable date to the Commencement Date, as extracted from the accounting records of the Company.

MATERIAL ASSET LISTING		R'm
ASSETS		5 897
NON CURRENT ASSETS		2 638
LAND AND BUILDINGS		331
PLANT AND MACHINERY		552
VEHICLES		23
FURNITURE AND OFFICE EQUIPMENT		9
COMPUTERS		2
OTHER		164
RIGHT-OF-USE ASSETS		7
BIOLOGICAL ASSETS		145
INTANGIBLE ASSETS		82
INVESTMENTS IN SUBSIDIARIES AND JOINT OPERATIONS		1 164
AMOUNTS OWING FROM GROUP COMPANIES		44
OTHER NON-CURRENT ASSETS		115
CURRENT ASSETS		3 259
INVENTORIES		1 876
BIOLOGICAL ASSETS		127
AMOUNTS OWING FROM GROUP COMPANIES		273
TRADE AND OTHER RECEIVABLES		639
CASH AND CASH EQUIVALENTS		344

NOTES

1) INTANGIBLE ASSETS:

- (i) Software = R50,9m
- (ii) Cane Supply Agreements = R63,3m
- (iii) Capital WIP (Software) = R8,5m

2) OTHER NON-CURRENT ASSETS:

- (i) Pension Fund ESA asset = R50,4m
- (ii) NCR Lease Incentive = R26,6m
- (iii) Unzinzo Lease Incentive = R38,1m

5.3.6.2. The gross (i.e. before costs) realisable value of the assets as determined by BDO in the Liquidation Estimated Outcome Statement amount to c.R5.1bn.

5.3.6.3. Moveable assets, bank account monies, insurances, intellectual property rights, shares in subsidiaries, investments, claims, trade receivables, group claims, property disposal proceeds, debt reduction proceeds and properties were all encumbered and secured in

favour of the Lender Group (to be assumed by RGS Bidco), save for IDC Security.

5.3.6.4. The Lender Group (to be RGS Bidco) have a reversionary cession in favour of the Lender Group/RGS Bidco of all IDC Security.

5.3.6.5. By way of summary, the Lender Group now hold the following security:

- Cession in security of:
 - all shares in and claims against THL Zimbabwe, THL Botswana, THL Mozambique and/or all other investments (including, without limitation, all shares and claims against all subsidiaries of the Company);
 - all claims of whatsoever nature (excluding trade receivables and any related insurance claims, which are the subject of IDC Security, **but subject to the Lender Group's reversionary security cession**) and/or recoveries related thereto and/or proceeds from sale transactions;
 - all bank accounts and all monies standing to the credit thereof from time to time (excluding those bank accounts which are subject to IDC **Security, but subject to the Lender Group's reversionary security cession**);
 - all intellectual property rights;

- all insurances and claims payable in connection therewith (excluding those insurances which are subject to IDC Security, but subject to the **Lender Group’s reversionary security cession**);
- rights under all property disposal and other debt reduction transactions;
- general notarial bonds over all moveable assets (which was perfected during November 2022 via an application to Court and with the BRPs consent, which was subsequently made an order of Court on or about 17 May 2023);
- mortgage bonds over immovable properties (including the Agricultural Land) registered in the relevant Deeds Office/s set out in Annexure E for ease of reference; and
- cross guarantees and indemnities provided to THL are summarised below:

No.	Name of Original Guarantor	Jurisdiction of Incorporation	Registration Number
1	Tongaat Hulett Developments (Pty) Ltd	South Africa	1981/012378/07
2	Voermol Feeds (Pty) Ltd	South Africa	1936/007892/07
3	Tongaat Hulett Sugar South Africa Ltd	South Africa	1965/000565/06
4	Tongaat Hulett Estates (Pty) Ltd	South Africa	1967/006009/07
5	The Natal Estates Limited	South Africa	1902/000899/06
6	Ohlanga Development Company (Pty) Ltd	South Africa	1968/009161/07

5.3.6.6. Cash balances, inventories and trade and other receivables are/were encumbered, with the consent of

the Lender Group, in favour of the IDC, as security for the PCF provided by the IDC to the Company.

5.3.6.7. For completeness the table below shows the full summary balance sheet of the Company (not consolidated) as at 31 October 2022, the nearest practicable date to the Commencement Date.

THL BALANCE SHEET AT 31 OCTOBER 2022		R'm
ASSETS		5 897
NON CURRENT ASSETS		2 638
PROPERTY PLANT AND EQUIPMENT		1 227
RIGHT-OF-USE ASSETS		7
INTANGIBLE ASSETS		82
INVESTMENTS IN SUBSIDIARIES AND JOINT OPERATIONS		1 164
AMOUNTS OWING FROM GROUP COMPANIES		44
OTHER NON-CURRENT ASSETS		115
CURRENT ASSETS		3 259
INVENTORIES		1 876
BIOLOGICAL ASSETS		127
AMOUNTS OWING FROM GROUP COMPANIES		273
TRADE AND OTHER RECEIVABLES		639
CASH AND CASH EQUIVALENTS		344
EQUITY & LIABILITIES		5 897
CAPITAL & RESERVES		4 184
SHARE CAPITAL AND PREMIUM		1 679
ACCUMULATED LOSSES	-	5 866
OTHER RESERVES		3
LIABILITIES		10 080
NON CURRENT LIABILITIES		601
AMOUNTS OWING TO GROUP COMPANIES		220
POST-RETIREMENT BENEFIT OBLIGATIONS		357
GOVERNMENT GRANTS		19
LEASE LIABILITIES		4
CURRENT LIABILITIES		9 479
BORROWINGS		6 969
TRADE AND OTHER PAYABLES		2 488
GOVERNMENT GRANTS		20
LEASE LIABILITIES		3

5.3.7. Creditors of the Company (Section 150(2)(a)(ii)):

- 5.3.7.1. The BRPs will continue to **accept the Company's** records in respect of any Creditor as being correct, unless and until the relevant Creditor proves otherwise to the satisfaction of the BRPs, or through the Dispute Mechanism process as set out in paragraph 16 below.
- 5.3.7.2. Alleged Claims that are not reflected in Annexure A of this Business Rescue Plan will be regarded as Disputed Claims, and Disputed Creditors may be allowed a Voting Interest at the Meeting if so determined by the BRPs in their sole discretion. Any such allowance by the BRPs shall be without prejudice to the Company's rights to continue to dispute the Disputed Claim and will be further dealt with in accordance with the Dispute Mechanism contemplated in paragraph 16.
- 5.3.7.3. The Claims that the BRPs have accepted, in whole or in part, are set out Annexure A. A summary of the various classes of Creditors of the Company as at the Commencement Date, updated for subsequent movements/repayments and PCF advanced, is reflected in the table hereunder:

Table 2: Summary of the Various Classes of Creditors of the Company
(updated as at 31 October 2023)

CREDITOR TYPE / DESCRIPTION	ACCEPTED/PROVEN CLAIM AMOUNT
SECURED CREDITORS	8 045 562 161
Lender Group Facilities*	7 708 147 777
Lender Group Bilateral Arrangements	284 946 678
Other	52 467 707
PCF CREDITORS	2 152 647 811
IDC Facilities - Secured PCF facility	2 118 858 799
Guardrisk Insurance PCF facility	33 789 012
PREFERENT CREDITORS	22 470 000
Preferent creditors (<i>N/A in business rescue</i>)	-
Preferent employees: Post-retirement medical aid liability for current employees	12 596 000
Preferent employees: Post-retirement gratuity for current employees	9 874 000
UNSECURED CREDITORS	2 590 634 142
Trade Creditors *	520 385 641
SASA pre-BR	479 936 395
SASA post-BR	1 121 428 850
Post-retirement medical aid liability for past/retired employees	326 449 000
Employee ex-gratia payments (past employees)	1 706 587
Other Provisions	8 073 891
Accrual for Leave pay	56 057 051
Accrual for Trade Payables	12 258 528
Other Accruals	14 122 387
SARS (potential VAT pre-BR clawback in terms of s22(3) of the VAT Act)	50 215 813
NON-INDEPENDENT UNSECURED CREDITORS	248 077 086
Inter-Company Loans	247 329 051
Intercompany BR claims (Agency Agreement)	
Voermol:	748 036
THSSA:	-
TOTAL	13 059 391 201

**The above table is shown as at Publication Date, however if the Vision Parties complete the acquisition of the Lender Group Facilities/Claims prior to the Section 151 Meeting, these Claims (R7.7bn) will be voted by the members of the Vision Parties.*

- 5.3.7.4. All Creditors who believe that they have a Claim against the Company are referred to Annexure A and should treat Annexure A as the BRPs' notification of the Claims (including the quantum thereof) that have been accepted by the BRPs for purpose of the Business Rescue and voting on the Business Rescue Plan. If any Creditor is in disagreement with the information provided in Annexure A (being a Disputed Creditor), such Disputed Creditor should utilise the Dispute Mechanism set out in paragraph 16.

5.3.7.5. Following the Adoption and implementation of this Business Rescue Plan, any remaining Claims of Creditors of the Company will become Unenforceable, other than as provided for in this Business Rescue Plan.

5.3.8. Voting interests and voting by proxy:

5.3.8.1. Voting Interests

- In accordance with section 145(4) of the Companies Act, a Creditor is entitled to vote on the Adoption of the Business Rescue Plan, as follows –
 - a Secured Creditor and/or Unsecured Creditor has a Voting Interest equal to the value of the amount owed to that Creditor by the Company; and
 - an Unsecured Creditor who would be subordinated in a liquidation has a Voting Interest, as independently and expertly appraised and valued at the request of the BRPs, equal to the amount, if any, that the Unsecured Creditor could reasonably expect to receive on a liquidation of the Company as set out in section 145(4)(b) of the Companies Act.
- Creditors are advised that a recent judgement handed down by Wilson J in the High Court, Johannesburg in the matter of Wescoal Mining stated that PCF creditors did not have a vote in business rescue proceedings. The BRPs are advised that this judgement is in the process of being appealed and, as such the effect of the judgement

has been suspended pending the outcome of the appeal. For the time being, the BRPs will afford IDC the right to vote its PCF claim at the proposed Section 151 Meeting until such time as there is a binding judgement to the contrary.

- Whilst the BRPs will allow IDC to vote on this Business Rescue Plan, the BRPs will for record purposes nevertheless determine two alternative outcomes of the voting on this Business Rescue Plan, being:
 - a determination based on the total voting interests voted (i.e. including PCF voting interests); and
 - a determination based on the total Commencement Date voting interests (adjusted to take account of interim repayments) voted (i.e. excluding PCF voting interests).
- It is recorded that there are subordinated non-independent Creditors in the total amount of R89m and that the value ascribed to those subordinated non-independent Creditors in line with the independent appraisal is nil. A notice concerning subordinated non-independent **Creditors' Voting Interests** was circulated on 3 March 2023.

5.3.8.2. Voting

- All Creditors will have a Voting Interest as set out in Annexure A in respect of any vote conducted at

the Meeting, subject to the BRPs' discretion contemplated in paragraph 5.3.7.2 and directly below.

- Disputed Creditors may be allowed a Voting Interest at the Meeting as may be determined by the BRPs in their sole discretion and any such determination shall be without prejudice to the Company's rights to continue to dispute the Disputed Claim.
- Disputed Creditors are invited to seek an amendment to their Voting Interest (relative to Annexure A) up to 24 hours before the Meeting. Any BRP agreement to amend a Disputed Creditor's Voting Interest shall not be construed as an acceptance of the existence or quantum of such Claim, as such determination will be made solely for the purposes of determining that Disputed Creditor's Voting Interest at the Meeting. Unless the BRPs specifically advise a Disputed Creditor otherwise, Disputed Creditors will still be required to follow the Dispute Mechanism set out in paragraph 16 below.

5.3.8.3. Independent Creditors

- In accordance with sections 145(5)(a) and 145(5)(c) of the Companies Act, the BRPs are required to determine whether or not a Creditor is an Independent Creditor for purposes of the Business Rescue.

- For purposes of this Business Rescue Plan, the BRPs have determined that all Creditors with accepted and/or recognised Claims are Independent Creditors and will be counted as such for purposes of any votes cast at the Meeting to approve this Business Rescue Plan.

5.3.8.4. Shareholders

- In accordance with section 146(d) of the Companies Act, a Shareholder is entitled to vote on the Business Rescue Plan if it alters the rights associated with the class of Securities held by that Shareholder.
- This Business Rescue Plan contemplates (inter alia) the conversion of Lender Group Claims into THL Equity. Such conversion will not, however, alter the rights associated with the class of Securities held by Shareholders. Accordingly, Shareholders are not required nor entitled to vote on the Business Rescue Plan in terms of section 152(3)(c) of the Companies Act.
 - If so required, due to the alternative implementation of a debt to equity swap rather than the anticipated conversion of the Lender Group Claims into THL equity, Shareholders may, during the implementation of this Business Rescue Plan, be invited to vote (*inter alia*) on the issue of shares in relation to such debt to equity swap in terms of section 41(3) of the Companies Act.

5.3.8.5. Vote by Proxy

- Voting by proxy for the Meeting is permitted. A proxy form for Creditors voting on this Business Rescue Plan at the Meeting is enclosed as Annexure F.
- Creditors should carefully note the different proxies to be used for:
 - (i) voting for the Pre-Meeting Proxy Vote to direct the order of voting at the Meeting (which proxy will be attached to the special notice to be distributed to Affected Persons by the BRPs);
 - (ii) voting on this Business Rescue Plan at the Meeting (which proxy is enclosed as Annexure F to this Business Rescue Plan); and
 - (iii) voting for the alternative business rescue plan at the Meeting (which proxy will be enclosed as an annexure in that business rescue plan).
- Notwithstanding these forms, the BRPs have the discretion to accept any proxy submitted, acceptable to the BRPs, no matter its form.
- Proxy forms must include an appropriate resolution (for a juristic entity or trust) or power of attorney (for an individual) giving such representative the

authority to attend and vote at the meeting on behalf of the juristic person, trust or individual.

- Affected Persons who are voting by proxy are reasonably required to lodge each or any of their proxy forms:
 - for the Pre-Meeting Proxy Vote by no later than 12h00 on Thursday, 7 December 2023; and
 - for the vote on the business rescue plan at the Section 151 Meeting, by no later than 17h00 on Wednesday, 6 December 2023 if delivered by hand or if by email, by no later than 17h00 on Thursday, 7 December 2023.

5.3.9. Probable Liquidation Dividend Estimate (Section 150(2)(a)(iii)):

5.3.9.1. The BRPs engaged BDO as an independent expert to determine the probable dividend that Creditors and Shareholders would likely receive if, instead of being placed into Business Rescue, the Company was placed in liquidation as at the Commencement Date.

5.3.9.2. From the Table 3 below the following is noted:

- The cash, inventories and debtors, previously security assets held in favour of the Lender Group, are instead now security held by IDC as the PCF Lender. The Lender Group's **successors** in title, RGS Bidco, will have security over other moveable

assets, immoveable assets and investments which in aggregate (based on the BDO estimates below) equate to a gross amount of c.R3.095bn.

5.3.9.3. A summary of the BDO estimated liquidation realisations, costs and probable Distribution to Creditors per Creditor class, is reflected in Table 3 below:

Table 3: Probable Liquidation Dividend per Class of Creditor/Shareholder (in the event that the Company were to have been placed in liquidation as at the Commencement Date)

	<i>c/R</i>	R'm
Gross proceeds from the realisation of assets by a liquidator		5,080
Movable Assets		473
Inventory		1,387
Immovable Assets		433
Investments		2,189
Cash		437
Debtors		163
Less expenses incurred by liquidator during liquidation process		1,100
Net proceeds after expenses available for distribution to creditors		3,980
Order of preference – Application of the net proceeds of the realisation of assets		
1 st payment by law – Secured Creditors	55,02	3,980
2 nd payment by law – Statutory preferent creditors	0,00	0
Available for distribution to Unsecured Creditors	0,00	0

Note: As the net proceeds available for distribution to Creditors in liquidation would be insufficient to enable a full recovery for Creditors, Shareholders would not be entitled to a surplus distribution on liquidation.

- 5.3.9.4. If an Affected Person requires details relating to the Probable Liquidation Dividend Estimate calculation, such Affected Person is invited to contact the BRPs using the details set out in paragraph 17.1.2.
- 5.3.9.5. BDO requires that any Creditor requesting a copy of the Probable Liquidation Dividend Estimate report sign a hold-harmless letter in favour of BDO.
- 5.3.9.6. The following disclaimers are attached to the BDO Probable Liquidation Dividend Estimate:
- *"Any person who is not an addressee of this report or who has not signed and returned to BDO either a **"no-reliance" or an "assumption of duty" release letter is not authorised to have access to this report. We do not accept or assume responsibility to any unauthorised person to whom this report is shown or any other person who may otherwise gain access to it.***
 - *"If any unauthorised person chooses to rely on the contents of this report, they do so entirely at their own risk. Should any unauthorised person obtain access to and read this report, such person accepts and agrees that:*
 - *This report was prepared in accordance with instructions provided by the BRPs exclusively for the sole benefit and use of the BRPs and inclusion in their BR Plan;*

- *BDO, its partners, employees and agents neither owe, nor accept any duty or responsibility to the reader, whether in contract or otherwise (including without limitation, negligence and breach of statutory duty), or howsoever otherwise arising. We make no representations regarding this report or the accuracy of the contents including that the information has not changed since the date of this report;*
- *We shall not be liable in respect of any loss, damage or expense of whatsoever nature which results from any use the reader may choose to make of this report, or any reliance the reader may seek to place on it, or which is otherwise consequent upon access to this report by the reader;*
- *The report is not to be referred to or quoted, in whole or in part, in any other document, other than the BR Plan or made available to any third party, without BDO's express written consent."*

5.3.10. List of the holders of the Company's issued Securities (Section 150(2)(a)(iv)):

5.3.10.1. Please refer to Annexure H for the full securities listing as at 3 November 2023.

5.3.11. **BRPs' remuneration (Section 150(2)(a)(v)):**

- 5.3.11.1. The regulations to the Companies Act prescribe an hourly tariff (inclusive of VAT) for the payment of the fees of a BRP.
- 5.3.11.2. The Company is classified, in terms of regulation 26(2) read with regulation 127(2)(b)(i) of the Companies Act, as a large company in that it has a public interest score greater than 500 points.
- 5.3.11.3. The Company's public interest score at the Commencement Date was 33,752 points.
- 5.3.11.4. Accordingly, in terms of regulation 127(5), the Company required the appointment of at least one senior BRP.
- 5.3.11.5. **The BRPs' remuneration agreement was approved** in terms of section 143 of the Companies Act and is final and binding on the Company. It was supported by:
- 100% of the Shareholders present and voting at the meeting convened in terms of section 143(3)(b) on 9 December 2022; and
 - 99% of the holders of Creditors' Voting Interests present and voting at a meeting that was called in accordance with section 143(3)(a) on 9 December 2022.
- 5.3.11.6. A copy of the remuneration agreement is enclosed with Annexure I .

5.3.12. Other Advisors

- 5.3.12.1. Metis has an advisory mandate with the Company paid on hourly rates for services rendered, and in addition has an agreed success fee arrangement with the Lender Group linked to the repayment of PCF. These latter fees were recovered from proceeds received and attributable to the Lender Group from the realisation of their security (thus did not impact on other classes of Creditors).
- 5.3.12.2. Matuson has an advisory mandate with the Company linked to the sale of THL Zimbabwe and THL Mozambique, with such fees being recovered, with the Lender **Group's** approval, from proceeds received from the sale of assets over which the Lender Group holds security (thus not impacting other classes of Creditors). P Marsden of Matuson was a non-executive director of the Company and previously held the position of chief restructuring officer. P Marsden resigned as director on 8 September 2023.
- 5.3.12.3. Absa Corporate Finance (M&A Advisory) has an advisory mandate with the Company relating to the sale of THL Zimbabwe, THL Mozambique and THL Botswana. Should Absa Corporate Finance (M&A Advisory) not be required to run a sale process, they are entitled to a break fee, which has been approved by the Lender Group and which will be paid from the proceeds of the realisation of the Lender Group security (thus not impacting other classes of Creditors).
- 5.3.12.4. BSM has an advisory mandate with the Company paid on hourly rates for services rendered. In addition BSM has an agreed success fee arrangement linked to the

outcome of Project BSM. Such costs are treated as Business Rescue Costs and will be deducted from the proceeds of relevant sales received by THL and/or from other facilities.

5.3.12.5. All other Advisors have advisory mandates with the Company paid on hourly rates for services rendered. Such costs are treated as Business Rescue Costs.

5.3.13. Proposals made informally by Creditors (Section 150(2)(a)(vi)) and other parties:

5.3.13.1. In terms of Section 150(2)(a)(vi) of the Companies Act, the BRPs are required to disclose proposals made by a Creditor or Creditors of the Company with regard to this Business Rescue Plan.

5.3.13.2. Vision **Parties' Proposals**:

- Vision Parties entered into a sales agreement to purchase the substantial Claims and security held by the Lender Group in the amount of c.R7.7bn.
- The key elements of the Vision **Parties' Proposals** are provided for the benefit of readers in a separate business rescue plan.

5.3.13.3. RGS Proposals:

- Subsequent to acquiring a claim in order to be a Creditor, RGS **provided the "RGS Proposals"** to the BRPs.

- This Business Rescue Plan is constructed around the RGS Proposals. Please refer to paragraph 6.1.1 for details of the RGS Transactions.

5.3.13.4. Kagera Proposal:

- Subsequent to being selected in the SEP process, Kagera **provided the “Kagera Proposals” to the BRPs.**
- The Proposals put forward by Kagera have (*inter alia*) conditionality attached (relating to required exclusivity as a bidder) which cannot be accommodated by the BRPs at this time and, consequently, the Kagera Proposals will not be under consideration at the Meeting.

5.3.13.5. SARS Proposal:

- Affected Persons are referred to Annexure A which includes certain clauses which SARS has proposed for insertion into business rescue plans. The effect of the proposed clauses would be that SARS is granted a preference above all other Unsecured Creditors in respect of certain pre-business rescue Claims.
- In business rescue, however, SARS is treated as an Unsecured Creditor, in line with relevant previous judgements. The BRPs have frequently engaged with SARS to understand their views on these additional clauses which they have submitted to THL in business rescue. The liability that may arise **from a potential SARS “VAT clawback” claim would**

result in a lower distribution to Unsecured Creditors.

- The BRPs have sought legal advice on this matter which confirmed that any VAT clawback claim which arises in Business Rescue, in respect of a vatable transaction which was concluded before the Commencement Date, should be treated as a pre-Business Rescue Unsecured Creditor claim because the provisions of the VAT Act/Tax Administration Act relating to the VAT clawback are inconsistent with and cannot be applied concurrently with Chapter 6 of the Companies Act without infringing upon provisions of Chapter 6 of the Companies Act. That is, the VAT clawback provisions would grant SARS a benefit over other Affected Persons that is not contemplated in Chapter 6 of the Companies Act. Accordingly, and upon a proper construction of the Companies Act, the advice concludes that the provisions of Chapter 6 of the Companies Act should prevail.

6. PART B – The Proposals

6.1. Terms of the Proposals

6.1.1. Relevant Factors:

6.1.1.1. THL has an extensive social and economic impact on the region within which it operates. It is beyond question that a successful **rescue of THL's** SA Sugar operations in South Africa will save tens of thousands, possibly hundreds of thousands, of direct and indirect jobs, and avoid a possibly widespread (upstream and downstream) economic and human catastrophe.

6.1.1.2. As indicated in paragraph 5.3.5.8 above, Kagera Sugar was originally selected as the SEP. On 3 November 2023 the Lender Group notified the BRPs that they had entered into an agreement with the Vision Parties to sell their Claims against the Company to the Vision Parties (effectively blocking the Kagera Transaction). The original transaction contemplated between the Lender Group and the Vision Parties was, however, never fully consummated. Vision Parties and the Lender Group then entered into a new agreement on 20 November 2023 to acquire/sell the Lender Group Claims against the Company to the Vision Parties which new agreement, as at the Publication Date, is still awaiting payment and final conclusion.

6.1.1.3. RGS has proposed that, pursuant to the Adoption and implementation of this Business Rescue Plan, it (through RGS Bidco) will acquire the Lender Groups Claims and security on the terms as put forward in this Business Rescue Plan. In essence it will:

- enter into all agreements as may be necessary with (inter alia) THL, the BRPs and the Lender Group to facilitate the acquisition by RGS Bidco of the Lender Group Claims and the subsequent conversion of such Claims into equity in THL;
- pay to the Lender Group R3.6bn in cash (as per paragraph 6.1.3.1) upon completion or waiver of the penultimate condition precedent (including regulatory conditions) in the abovementioned agreements (i.e. payment being the final and concluding condition precedent); and
- thereafter THL and RGS Bidco will effect the conversion of the acquired claims into equity in THL.

6.1.1.4. The Lender Group has security over all material assets of THL (other than certain bank accounts, inventory and trade receivables (and any related insurance claims), which are the security of IDC in respect of **IDC's Claim as a PCF Lender**). These security rights will be acquired by RGS Bidco. In this part of the Business Rescue Plan the words "Lender Group" and "RGS Bidco" will be used thus interchangeably (and/or the rights held by such parties shall be referred to as "RGS Bidco Lender Rights") as they relate to the exercising of the rights being acquired by RGS.

6.1.1.5. In view of the magnitude of the Claims and voting interests being acquired, assuming the transaction is successfully completed, RGS Bidco will become the majority Creditor of THL.

6.1.1.6. The BRPs have consulted with the RGS in relation to the development of the RGS Proposals and the

preparation of this Business Rescue Plan. This Business Rescue Plan encompasses RGS Proposals.

6.1.1.7. The BDO report concludes that Unsecured Creditors would be unlikely to receive any recovery relating to their Claims in the event of a liquidation of THL. Given the status quo with regards to the Company, the same outcome would result from the business rescue of the Company were the Claims to be settled strictly in accordance with the business rescue provisions of the Companies Act.

6.1.2. Distributions:

6.1.2.1. Notwithstanding the provisions of the Companies Act, RGS have undertaken that they will support/guarantee the payment by THL to Creditors of material Distributions in settlement of their Claims.

6.1.2.2. The RGS Proposals provide for Distributions to be made by THL to the various classes of THL Creditors as set out in the following paragraphs, noting specifically in this regard that:

- the balance sheet of THL will have been recapitalised by the RGS Bidco c.R7.7bn debt to equity conversion;
- RGS will provide or guarantee R500m of new working capital for THL; and
- RGS has undertaken to guarantee all deferred payments to Creditors.

6.1.2.3. RGS Bidco will acquire (through its nominee) the c.R7.7bn of Lender Group Claims by way of a cash

purchase (in three instalments as set out in paragraph 6.1.3.16.1.3 below) of such Claims for R3.6bn.

6.1.2.4. With the support of RGS the Company will extend or convert into alternative facilities, resulting in 100% payment to the satisfaction of the PCF Creditor holders thereof (primarily IDC), all Claims for outstanding PCF advanced to the Company as at the Publication Date.

6.1.2.5. Preferent Creditors (primarily employees for post-retirement benefits) will be paid 100% of their Claims.

6.1.2.6. All Unsecured Creditors (other than SASA, post-retirement liabilities, employee leave pay and non-independent creditors) will receive Distributions of:

- **up to the first R75k of such Creditors' Claims in full** (in aggregate currently calculated to be payments of c.R47m) **(the "De Minimis Payment"); plus**
- up to 40 cents in the Rand for any balance of any Claim which is in excess of the De Minimis Payment (in aggregate currently calculated to be payments of c.R330m) **(the "Pro Rata Payment"); subject to**
- the aggregate of all De Minimis Payments and all Pro Rata Payments not exceeding R377m; and further subject to:
 - o the aggregate of the De Minimis Payment and the Pro Rata Payment Distributions made by the Company to each such Unsecured Creditor being settled in four equal instalments, the first

instalment being paid no later than on the first anniversary of Closing Date and the remaining three instalments being made annually (on or about the same date) thereafter; noting that

- o all deferred De Minimis Payments and Pro Rata Payments will be guaranteed by RGS as noted above.

6.1.2.7. **SASA's post-Commencement Claims** against the Company will be settled in full by the Company as follows:

- subject to the written consent of IDC, after application of all and any export proceeds owing and payable by Sasexcor to THL as well as against any other obligations that SASA owes to THL and/or has withheld from THL (i.e. c.R887m) against the SASA Claim the then remaining balance outstanding ("the SASA Outstanding Balance") will be treated as a Claim of an Unsecured Creditor. The SASA Outstanding Balance will then be settled in four equal annual instalments, the first being payable within 12 months of the first anniversary of Closing Date.

6.1.2.8. Other Unsecured Creditors relating to employees (including post-retirement obligations), provisions and accruals will be retained at their total claim amount and settled in full by the Company in the normal course of business (other than in respect of the specific restrictions relating to employee leave pay (see paragraph 6.2.8 below)), subject to the LRA.

- 6.1.2.9. To facilitate and support the above commitments, RGS will provide (or guarantee, as the case may be) a new working capital facility to RGS in the amount of R500m.
 - 6.1.2.10. The above will provide a material benefit uplift to Unsecured Creditors in the Business Rescue Plan Proposals relative to the anticipated liquidation dividend of nil that would likely be received by Unsecured Creditors if the Company were to be placed in liquidation.
 - 6.1.2.11. In order not to dilute this deemed Distribution to Unsecured Creditors, the relevant secured claims shortfall, if any, which the Lender Group/RGS Bidco and IDC retain as Unsecured Creditor Claims (i.e. any remaining Lender Group/RGS Bidco and IDC Claims which may remain following repayment from their respective security realisation proceeds) would not participate in the aforementioned R377.1m Distribution.
 - 6.1.2.12. It should also be noted that, in addition to the above, to date Claims of Unsecured Creditors of c.R1.3bn have, in the course of the Business Rescue, already been paid, the majority of which related to payments to cane growers, many of which are small-scale farmers.
- 6.1.3. Lender Group Claims Acquisition and Equity Conversion:
- 6.1.3.1. As noted above, RGS Bidco will, pursuant to the Adoption and implementation of this Business Rescue Plan, acquire the Lender Groups Claims and security

and facilitate the conversion of such Claims into THL equity. In essence it will:

- enter into all agreements as may be necessary with (inter alia) THL, the BRPs and the Lender Group to facilitate the acquisition by RGS Bidco of the Lender Group Claims and the subsequent conversion of such Claims into equity in THL;
- pay R3.6bn to the Lender Group **(the “Senior Secured Lender Payment”)**, in full settlement of the acquisition by RGS Bidco of the Lender Groups’ Claims and security, in three instalments as follows:
 - R500m as a non-refundable deposit, to be paid within 10 business days of this Business Rescue Plan having been Adopted;
 - R1.5bn to be paid on the earlier of: (a) the filing of the merger filing with the South African Competition Commission and the required JSE dispensations having being obtained to the satisfaction of RGS; and (b) 90 days after the Adoption of this Business Rescue Plan; and
 - R1.6bn to be paid on fulfilment or waiver of all conditions precedent to the RGS Transactions **(the “Closing Date”)**.

6.1.3.2. Thereafter THL and RGS Bidco will put into effect the conversion of the acquired Claims into equity in THL.

6.1.3.3. In return for the right to receive the Senior Secured Lender Payment and with effect from the Closing Date (and save as otherwise agreed in writing between RGS Bidco and the Lender Group and/or (as the case may be) the individual members of the Lender Group):

- each member of the Lender Group will be deemed to cede and assign all of its rights, title and interest in the Lender Group Claims (including its rights under the Security SPV Guarantee) to RGS Bidco on and with effect from the Closing Date but subject to payment of the Senior Secured Lender Payment and shall by such cession and assignment lose any rights **against the Company or any of the Company's subsidiaries** to enforce the Lender Group Claims (which rights shall vest in RGS Bidco) and shall be relieved of any of its obligations in connection with the Lender Group Claims (and the provisions of section 154(1) of the Companies Act will accordingly apply in relation to the Lender Group and its individual members); and
- aside from the rights to claim payment of the Senior Secured Lender Payment from RGS Bidco, no member of the Lender Group shall have any Secured Claim against the Company or any of the **Company's Subsidiaries**.

6.1.3.4. The above transactions will result in RGS Bidco initially owning 95% of the total issued share capital of the Company, and existing Shareholders in the Company holding the balance of 5%. RGS have undertaken to

sell down the RGS Bidco position to 51% to 60% within a year, thus creating a free float of 40 to 49%.

6.1.3.5. It is noted that in liquidation Shareholders would be anticipated to receive nil, and equally so in an alternatively structured transaction (the sale of the assets of THL to RGS Bidco), Shareholders would be anticipated to receive nil. Consequently, this proposal results in positive value accruing to Shareholders through the retention of their shareholdings and becoming minority shareholders in the still-listed, post-recapitalisation, RGS Bidco-controlled THL.

6.1.4. Proposal Outcomes:

6.1.4.1. Resulting from the above:

- the balance sheet of THL will be strengthened by R7.7bn through debt to equity swap;
- R500m of new cash will have been introduced;
- Existing Shareholders will retain value as 5% (in aggregate) shareholders in the still-JSE-listed, newly recapitalised THL (compared to nil in the event of an asset sale); and
- Creditors will receive returns on their Claims well in excess of those contemplated in a liquidation;
- THL will continue to trade, with the strategic support of RGS;
- RGS will implement its turnaround plan for SA Sugar;
- The vast majority of THL employees will retain their employed status; and
- Following the final Distributions being made, any remaining unpaid portions of Claims will become

Unenforceable and no Creditor will be entitled to enforce the balance of its Claim, or any portion of its Claim, against the Company.

6.1.4.2. Readers are referred to Annexure G which, inter alia, contains details about who RGS is and the SA Sugar Turnaround Plan.

6.1.5. Strategy Underlying the Proposed THL Business Rescue Plan

6.1.5.1. The Business Rescue will seek to:

- continue the process to optimise the operations and cost base of THL's businesses and its head office;
- complete the RGS Transactions detailed above and below;
- make Distributions to Creditors as set out in the above sections;
- make payment in full, or otherwise secure payment in full to the satisfaction of IDC, of PCF advanced by IDC to the Company; and
- manage and optimise the legally separate but interlinked business rescue proceedings of THD, Voermol and THSSA in parallel with the THL Business Rescue.

6.1.6. Applicable to the RGS Transactions:

6.1.6.1. Key Stakeholders:

- SASA: All the liabilities of THL towards SASA, whether occurring prior to or after the Commencement Date, will be treated in accordance with this Business Rescue Plan, as follows:
 - all amounts owing to SASA as at Commencement Date (i.e. c. R479m) ("Pre-Commencement SASA Claim") shall be treated, and ranked in this Business Rescue, as an Unsecured Creditor;
 - all amounts accruing and payable to SASA from Commencement Date until 31 March 2023, where THL's payment obligations in terms of the SI Agreement were suspended by the BRPs pursuant to section 136(2)(a) of the Companies Act ("Suspended SASA Claim"), shall be treated, and ranked in this Business Rescue, as an Unsecured Creditor. According to the BRPs' calculations, the Suspended SASA Claim aggregates to c.R1,1bn;
 - o subject to the consent of the IDC, the Pre-Commencement SASA Claim and the Suspended SASA Claim will, after application of all and any export proceeds owing and payable by Sasexcor to THL as well as any other obligations that SASA owes to THL and/or has withheld from THL (i.e. c.R887m) against the SASA Claims the then SASA Outstanding Balance shall be paid by THL to SASA in full by means of

four equal annual amounts, the first being payable within 12 months of the first anniversary of Closing Date.

- o without detracting from what is set out in the paragraphs above, and without prejudice to the BRPs' right to suspend THL's payment obligations under the SI Agreement, whilst THL remains in Business Rescue, THL intends to discharge its future payment obligations towards SASA in accordance with the SI Agreement. The BRPs remain of the opinion that neither SASA nor Sasexcor are entitled to apply set-off or withhold payment of any amounts due to THL.

6.1.6.2. In order for the RGS Transactions to be completed, this will require (inter alia):

- the Adoption of this Business Rescue Plan;
- agreement being reached with IDC with regard to the ongoing provision of PCF to THL until at least the completion of the Substantial Implementation Date; and
- the meeting of all conditions precedent contained in the final agreement(s), including all required regulatory approvals (in all relevant jurisdictions as applicable).

6.1.6.3. The BRPs and their advisors expect to conclude binding terms of agreement with RGS during the final quarter

of 2023. The final Closing Date for the RGS Transactions will be dependent on the timelines for the relevant regulatory approvals (in all relevant jurisdictions as applicable) being secured.

It is the agreed intention of the BRPs, Management and RGS to complete the RGS Transactions (and thereafter full implementation of the Business Rescue Plan) as time efficiently as possible. Below is a high-level forecast timetable following voting on the Business Rescue Plan, assuming plan Adoption on 8 December 2023. Note the dates below are purely estimates based on past experience and should be used as a rough guide only.

Implementation process:

- Definitive RGS Transaction agreements signed during December 2023/January 2024.
- SENS announcement detailing the transactions on the next business day after signing.
- JSE circular and dispensations submissions to JSE around end January 2024.
- Similarly so for Takeover Regulation Panel approvals to the extent required.
- JSE circular approval by JSE (noting dispensations will be required) around mid-February 2024.

- JSE circular distribution to shareholders around late February 2024.
- General meeting of shareholders to vote on the transaction (if so required) around late March 2024.
- Announcement of general meeting outcome on the same or next business day after general meeting.

Competition approval process (if required):

- Managed in parallel with the general meeting of **shareholder's** process.
- Large merger in SA: 90 calendar days is the maximum for Competition Commission South **Africa** ("CompCom") to consider +15 days for Competition Tribunal to consider (15 days is a rolling number and can be extended).
- However, given failing firm submission and concerns, this can be accelerated significantly.
- Competition filings potentially also required in Mozambique, Zimbabwe and Botswana, which are expected to take no more than 6 months.

Secured lender release of security:

To be managed in parallel with JSE processes.

IDC approval process in respect of PCF and any additional facilities for working capital:

To be managed in parallel with JSE processes.

Exchange control application process (if applicable):

Expected in 2 months from submission. To be managed in parallel with JSE processes.

Other:

All other regulatory approvals in all relevant jurisdictions to be managed in parallel with JSE processes.

- 6.1.6.4. The BRPs continue with their endeavours to secure the ongoing PCF funding required from the IDC for the balance of the 2023/2024 sugar season and the closing of the RGS Transactions – and subsequent full implementation of the Business Rescue Plan.
- 6.1.7. Alternative transactions in the event of a failure to secure the necessary consents and approvals required for the conversion of the acquired Lender Group Claims into THL equity
 - 6.1.7.1. If so required, due to an inability to complete the anticipated conversion of the Lender Group Claims into THL equity as currently contemplated, the BRPs, THL and RGS as an integral part of the Proposals and this Business Rescue Plan will employ a straightforward THL debt to equity swap with new THL shares issued as an alternative methodology to achieve the same end result (i.e. the debt capitalised and RGS Bidco holding 95% of the then issue shares in THL).

6.1.7.2. In the event of, for whatever reason, a failure to secure the consents and/or approvals required in order for both the proposed conversion and for the debt to equity swap (as per the above paragraph) to be effected, the BRPs and RGS have agreed that, as an integral part of the Proposals and this Business Rescue Plan, the currently proposed RGS Transactions will be switched from contemplating share related methodologies to transactions contemplating the acquisition by RGS Bidco of **THL's assets and businesses** (as going concerns) on the basis that:

- payment for such assets will be effected by way of a set off against the Secured Claims then held by RGS Bidco;
- suitable arrangements being made for payment of the full balance outstanding in respect of the IDC PCF;
- the sale of **THL's assets and businesses** will be to RGS Bidco;
- Unsecured Creditors and Secured Creditors would otherwise be treated as contemplated in the currently contemplated RGS Transactions;
- RGS will ensure that THL has sufficient funds to enable it to implement this Business Rescue Plan;
- **the sale of THL's assets will be subject to the requisite regulatory consents in each jurisdiction being obtained;**
- once it has sold its assets and businesses (as going concerns), THL will be delisted from the JSE and liquidated (noting that its shares would have nil value); and
- to the fullest extent possible RGS and the BRPs will seek to structure the implementation of this Business Rescue Plan such that all stakeholders,

other than Shareholders and the JSE as a result of the delisting/liquidation of THL, will be in substantially the same position as they would have been had the originally contemplated RGS Transactions been implemented.

6.1.8. Alternative transactions in the event of a failure to Adopt this Business Rescue Plan encompassing the RGS Transactions

6.1.8.1. In the event of a failure of this Business Rescue Plan to be Adopted at the Section 151 Meeting, the following factors should be carefully considered in relation to any subsequent conclusion of an alternative transaction, noting in particular the required timing to achieve same.

- The SA Sugar business operates on a highly seasonal basis with materially variable working capital requirements (entailing annual additional peak funding estimated at around R1.7bn) – dependent on industry dynamics, production and sales cycles.
- A significant investment process is undertaken annually from December to March (referred to as off-crop capital expenditure and/or maintenance (“off-crop programme”)) to enable critical proactive maintenance work to be performed ahead of the next season. Spending commitment towards the off-crop programme is required from as early as September onwards. For the ensuing off-crop programme, THL will look to the investing parties

for guidance and assistance in securing the required funding.

- The introduction, negotiation, documentation and closing of any alternative transaction or investment by a SEP would require a significant amount of time to achieve. The time available to meet this requirement would be dependent on (i) Lender Group support by virtue of their security rights; (ii) significant working capital funding support (i.e. agreement with IDC or an alternative financier in replacement of IDC); and (iii) creditor support in respect of any delays related to the further amendment of the Business Rescue Plan or its implementation etc. Any such alternative transaction would require the support of the Lender Group.
- In the absence of continued Lender Group/SEP and working capital funding support, there would be a limitation on the ability to continue running the SA Sugar business in the ordinary course (in particular in relation to the off-crop programme).
- Any alternative transaction proposals should therefore be carefully considered in terms of the required support as outlined above, in addition to the timing and execution risks that may be relevant. Should Creditors wish for any such alternative proposal to be pursued, this Business Rescue Plan would need to be revised and a new Section 151 meeting of creditors convened to vote on such a revised Business Rescue Plan at a future date.

- Any motion (at the Meeting) to amend the Business Rescue Plan and consequently adjourn the Meeting should therefore be accompanied by clear plans for working capital funding and off-crop programme funding from such parties proposing such a motion, to the satisfaction of the BRPs.

6.1.9. Other Features of the Proposals

6.1.9.1. The THSSA and Voermol business rescues will operate in tandem with this Business Rescue Plan and will thus not result in any additional cash realisations to THL.

6.1.9.2. Voermol is a dormant company in business rescue with no assets and which is earmarked to eventually be wound up/deregistered. The division of THL, named Voermol, will remain in the Company. There will be no Distributions to the creditors of the Voermol legal entity as a result of the agency relationship explained earlier in this Business Rescue Plan. Creditor claims submitted to Voermol will result in Voermol having a commensurate claim in THSSA and THSSA in turn against THL, its principal. Any distribution received by Voermol from THSSA will be distributed by Voermol to the Creditors who chose to submit their claims with Voermol.

6.1.9.3. **THSSA (as agent of THL) nominally owns THL's (the beneficial owner) 100% shareholding in THA and 100% of the shares in Sociedade de Assistencia a Agricultura e Industria S.A. (registration number 500253153), a company duly incorporated in accordance with the laws of Portugal. There will be no**

Distributions to the creditors of the THSSA legal entity as a result of the agency relationship explained earlier in this Business Rescue Plan. Creditor claims submitted to THSSA will result in THSSA having a commensurate claim in THL, its principal. Any distribution received by THSSA from THL will be distributed by THSSA to the Creditors who chose to submit their Claims with THSSA.

6.1.10. Employee Matters

6.1.10.1. RGS has undertaken to procure that THL will not implement any retrenchments of any employees of THL (other than potentially senior management whose employment will be subject to the restructure of the senior management structure) for a period of at least two years from the date of implementation of this Business Rescue Plan. RGS will assess the performance of the THL Group and the various businesses after the expiry of the two year period. It is the intention of RGS to limit job losses and, therefore, any job losses suffered would be a last resort and all affected employees will be entitled to their full retrenchment package. The Business Rescue Plan thus contemplates the Company meeting its relevant retrenchment financial obligations to all employees affected by any proposed section 189 process (in terms of the LRA) and/or in accordance with the Basic Conditions of Employment Act 75 of 1997.

6.1.10.2. THL is currently contractually obliged to provide monthly post-retirement medical aid benefits for approximately 900 persons. Such persons are either (i) former employees of THL or other members of the

THL Group, or their beneficiaries, who are now retired pensioners, or (ii) current employees of THL or other members of the THL Group, who may become entitled to these benefits when they retire. It is considered by RGS that these obligations will be met in the ordinary course of business.

- These benefits were provided to employees who joined the company on or before 30 June 1996 following which this scheme was closed to new entrants.
- In terms of THL's post-retirement medical aid benefits policy, the post-retirement medical aid benefit provided is limited to 50% of the cost of contributing to the Discovery Health scheme's Classic Comprehensive Plan. This equates to a maximum monthly contribution of R6,626.00 in respect of a married recipient, and R3,405.00 for a single recipient.
- At present, the expected accrued liability for the provision of post-retirement medical aid benefits to all recipients, as at 30 September 2023, is c.R347m (determined actuarially in line with International Financial Reporting Standards). Of this amount, c.R12.6m relates to current employees and c.R325.8m relates to retired employees. The monthly cash flow impact to THL is approximately R3.6m.
- In the event of liquidation of THL the above claims would be entitled to nil value/distributions and the

beneficiaries would thus receive no benefits from this scheme at all.

- As there are no unencumbered assets of significance, there is currently no available funding to settle any of the abovementioned obligations in respect of these Business Rescue proceedings. The BRPs are exploring ways in which to mitigate this situation.
- In light of the current Business Rescue proceedings, and subject to funding availability, the BRPs intend and hereby reserve their rights to engage with the recipients of these post-retirement medical aid benefits, to offer once-off lump sum payments or a payment arrangement to buy THL out of its current liabilities to provide these post-retirement medical aid benefits on an ongoing basis.
- These buy-out offers will be negotiated and concluded on terms and conditions acceptable to the BRPs and to the extent necessary RGS, and are aimed at ensuring not only that THL is able to reduce and/or eliminate its unfunded liabilities, but also in an endeavour to secure a financial benefit to the recipients who accepts a buy-out offer, where there are currently none. In the absence of such agreement being concluded any such Claim will be regarded as a Concurrent Claim held by an Unsecured Creditor and after any Distributions will become Unenforceable as against the Company.

6.2. Effects of the Proposal:

6.2.1. Extent to which the Company is to be released from the payment of its debts and the extent to which any debt is proposed to be converted to equity (Section 150(2)(b)(ii)):

6.2.1.1. Distributions will be made to Creditors as outlined in paragraph 6.2.4. Following the final Distributions being made, any remaining unpaid portions of the Claims will become Unenforceable and no Creditor will be entitled to enforce the balance of its Claim, or any portion of its Claim, against the Company.

6.2.1.2. The ex-Lender Group Claims acquired by RGS Bidco will be fully converted into equity in THL as described in paragraph 6.1.3.

6.2.2. Ongoing role of the Company and the treatment of existing contracts (Section 150(2)(b)(iii)):

6.2.2.1. Upon the implementation of the RGS Transactions and the BRPs being satisfied that THL has or is on track to meet the Distributions to Creditors contemplated in the Business Rescue Plan, the Business Rescue proceedings will be terminated and the Company handed back to its directors. THL will remain listed on the JSE and at the appropriate time a request will be made to the JSE for the suspension of the shares to be lifted.

6.2.2.2. Where the BRPs have determined it to be in the best interests of Creditors to continue with counterparty agreements concluded with the Company, such agreements have continued.

- 6.2.2.3. Agreements concluded with the Company are, however, subject to ongoing evaluation and negotiations by the BRPs in an effort to mitigate risks and optimise the success of the Business Rescue.
- 6.2.2.4. Section 136(2)(a) of the Companies Act allows the BRPs to entirely, partially, or conditionally suspend, for the duration of the Business Rescue, any obligation of the Company that arises under an agreement (including any form of *sui generis* agreement) to which the Company was a party at the Commencement Date and would otherwise become due during the Business Rescue. All Company obligations are continuously under review and the BRPs reserve their rights in this regard.
- 6.2.2.5. It is recorded that, where the BRPs have elected to **suspend the Company's payment obligations**, the aggrieved party may assert a Claim against the Company only for damages in terms of section 136(3). Such damages claim and/or suspended obligation amounts owing and unpaid will be treated as a Concurrent Claim of an Unsecured Creditor, and any balance remaining after any Distribution in terms of this Business Rescue Plan will become Unenforceable against THL.
- 6.2.2.6. As a reminder to Affected Persons, it is confirmed that an application has been made to the High Court **seeking the High Court's** declaration that the BRPs have the right to suspend THL obligations to SASA under the SI Agreement. Separate notices have been circulated to Affected Persons in this regard. The relevant Court hearing was held on 12 and 13

September 2023. On 29 November 2023, the Declaratory Application was dismissed with costs. The judgement in respect of such order will be handed down on 4 December 2023. Once the written judgement has been received, THL and the BRPs will consider applying for leave to appeal the decision.

6.2.2.7. The BRPs further have the right, in terms of section 136(2)(b) of the Companies Act, to apply to the High Court to cancel and/or terminate any obligation of the Company that arises under an agreement to which the Company was a party at the Commencement Date and that would otherwise become due during the Business Rescue.

6.2.2.8. Counterparties to all agreements in which the Company's obligations are suspended or cancelled should be guided by the moratorium which excludes a claim by a contractual counterparty for specific performance. Such party will have a Claim for damages in terms of section 136(3) of the Companies Act. Where that Claim is not reflected in Annexure A, the course of action available to that party is to submit a claim for damages as a Disputed Creditor and to follow the Dispute Mechanism set out in paragraph 16.

6.2.3. Property of the Company that is to be available to pay Creditors' Claims in terms of the Business Rescue Plan (Section 150(2)(b)(iv))

6.2.3.1. Other than the issue of shares by the Company, or as otherwise specifically provided for in this Business Rescue Plan, it is not contemplated that any assets of **the Company will be available to pay Creditors' Claims.**

- 6.2.3.2. To the extent that any assets were to be made **available to pay Creditors' Claims, readers are referred** to paragraph 5.3.6.5 which outlines all the assets of the Company that have been encumbered via security previously held by the Lender Group, and to be held by RGS Bidco.
- 6.2.3.3. As a result, all movable assets, bank accounts, inventory and trade debtors (and any related insurance claims) are encumbered.
- 6.2.3.4. In relation to fixed assets, refer to Annexure E which outlines all related properties and relevant encumbrances.
- 6.2.3.5. Following the BRPs review, there are a very small number of properties which are unencumbered which have either small or negligible values attributed.
- 6.2.3.6. Accordingly, there are no material unencumbered assets available which would result in any value of significance being distributed to Unsecured Creditors in satisfaction of their claims other than as specifically provided for in this Business Rescue Plan.

6.2.4. Effect on Creditors (Section 150(2)(b)(v))

6.2.4.1. Secured Creditors:

- RGS Bidco will acquire c.R7.7bn of the Lender Group Claims by way of a cash purchase of such claims for R3.6bn.

- It is contemplated that the IDC working capital facility will be retained by the Company, that the IDC Security will remain in place and that **the IDC's** Claim will remain enforceable and repayable in full (in accordance with its terms) in the normal course of business.

6.2.4.2. Unsecured Creditors:

- Notwithstanding a strict application of the provisions of the Companies Act, under which it would be anticipated that Unsecured Creditors would not be entitled to any recovery on their claims, Unsecured Creditors will receive the material Distributions as set out in paragraph 6.1.2 above (noting that in addition to this, payments made to date to Unsecured Creditors (primarily small scale farmers)) amount to R1.3bn.
- Distributions arising pursuant to the implementation of this Business Rescue Plan are therefore expected to significantly exceed those calculated by BDO in the alternative scenario of an immediate liquidation of the Company.
- Subsequent to these Distributions to Unsecured Creditors, any remaining Claims will become Unenforceable.

6.2.4.3. Other than as specifically provided for in this Business Rescue Plan, Distributions will be made in the following order of priority in accordance with the Business Rescue Plan for the duration of Business Rescue. This

ranking is in accordance with the provisions of the Companies Act.

6.2.4.4. Proceeds from Unencumbered Assets, if any, will be applied as follows:

- Business Rescue Costs will be funded out of the ongoing PCF Facility. To the extent that there is insufficient funding available to cover these costs, funds will be deducted from the net proceeds of any asset disposals or claim recoveries;
- PCF Employees to the extent that amounts due and payable, for services rendered during Business Rescue, that remain unpaid;
- Unsecured PCF Creditors, who will rank in the order in which the PCF was provided;
- Preferent employees;
- Unsecured Creditors (if there is any residual); and
- Shareholders (if there is any residual).

6.2.5. Expected Distribution to Creditors:

6.2.5.1. Distributions arising pursuant to the implementation of this Business Rescue Plan are expected to significantly exceed those calculated by BDO in the alternative scenario of an immediate liquidation of the Company.

6.2.5.2. This is already the case for Unsecured Creditors due to the **pre-Commencement Date Unsecured Creditors'**

Claims paid of c.R1.3bn. Furthermore, Distributions to Unsecured Creditors are expected to be enhanced by the concessions agreed to by RGS, which will result in material amounts being paid to Unsecured Creditors.

6.2.5.3. To the extent that agreements concluded between the Company and counterparties and/or obligations are cancelled, modified, suspended or restructured, any proven and accepted Claim for damages will be treated as an Unsecured Creditor.

6.2.5.4. Claims for damages, whether contractual or delictual against the Company, once determined through the Dispute Mechanism paragraph 16 or by the High Court or similar proceedings, as the BRPs may consent to, will be treated as follows–

- as an Unsecured Creditor, unless the claimant holds security for such Claim;
- shall be limited to general damages as determined through the Dispute Mechanism or by the High Court or similar proceedings as the BRPs may in their sole discretion consent to. For purposes hereof, general damages are those which, on an objective basis, would be reasonably foreseeable at the time of entering into the relevant contract as a probable consequence of, and with a sufficiently close connection to, any breach by the Company of an agreement so as to be said to flow naturally and generally and not to be too remote; and

- shall exclude all indirect, punitive, special, incidental, or consequential loss, including injury to business reputation, loss of profits and/or loss of business opportunities.
- 6.2.5.5. If this Business Rescue Plan is Adopted and implemented by payment of a final Distribution in accordance with this Business Rescue Plan, any remaining Claims will become Unenforceable against the Company by the relevant Creditor unless otherwise provided for in this Business Rescue Plan.
- 6.2.5.6. For the avoidance of doubt, any Claims which SARS may have against the Company in respect of tax debts owed prior to the Commencement Date, among other things, under section 22(3) of the Value Added Tax Act 89 of 1991, the Income Tax Act 58 of 62 or in respect of an audit under the Tax Administration Act 28 of 2011 for any date or year of assessment preceding the Commencement Date, will be Unenforceable under and in terms of this Business Rescue Plan. Any income tax debt owed to SARS prior to the Commencement Date will become unenforceable upon Adoption of the Plan.
- 6.2.5.7. Any VAT related claims from SARS and any other SARS Claims arising from transactions that occurred prior to the Commencement Date have been recognised as Concurrent Claims in the Business Rescue Plan and SARS will be treated in the same manner as all other Unsecured Creditors and therefore will be entitled to the same Distribution as all other Unsecured Creditors.
- 6.2.5.8. This means that upon payment of a final Distribution in terms of this Business Rescue Plan, any remaining

unpaid portions of the Claims will have become Unenforceable (unless otherwise provided in this Business Rescue Plan) and no Creditor, including SARS, will be entitled to enforce the balance of its Claim, or any portion of its Claim, against the Company.

- 6.2.5.9. Creditors voting in favour of the Business Rescue Plan do not thereby accede to the discharge of the whole or part of their debt in terms of section 154(1) of the Companies Act. The consequence of the Adoption and implementation of the Business Rescue Plan, Creditors' remaining Claims will become Unenforceable against the Company in terms of section 154(2) of the Companies Act.
- 6.2.5.10. After payment of the final Distributions and prior to a notice of substantial implementation being filed with the CIPC, the Company will be returned to its director(s).
- 6.2.5.11. Claims will only become Unenforceable in accordance with the Business Rescue Plan upon both the Adoption and subsequent implementation of this Business Rescue Plan. In the event of any breach by the Company of its obligations to creditors in terms of the Business Rescue Plan, or in the event the Company is placed in liquidation other than as catered for in this Business Rescue Plan under paragraph 6.2.5.96.2.5.10, the full balance due to Creditors in terms of their original claims against the Company shall immediately become due, owing and payable by the Company to the creditors, subject to the provisions of section 135 of the Companies Act.

6.2.6. Effect on Holders of the Company's issued Securities

- The authorised shares of THL amount to 5 000 000 000 shares. The issued shares of THL amounts to 135 112 506 shares. In terms of section 152(6)(a), the BRPs are authorised to determine the consideration for, and issue of, any authorised securities of the Company.
- The effect of the RGS Transactions on existing Shareholders will be to dilute the existing Shareholders to a shareholding equating to 5% of the then issued shares.

6.2.7. Conditions that must be satisfied in order for the Business Rescue plan to come into operation (Section 150(2)(c)(i)(aa)) -

6.2.7.1. For this Business Rescue Plan to come into operation it **must be approved by more than 75% of the creditors' voting interests that were voted and at least 50% of independent creditors' voting interest, if any, that were voted in accordance with the provisions of section 152(2) of the Companies Act at the meeting convened for this purpose in terms of section 151 of the Companies Act.**

6.2.7.2. To the extent that a Business Rescue Plan alters the rights associated with any class of Securities held by Shareholders, such Shareholders are entitled to vote on the Business Rescue Plan. This Business Rescue Plan will not alter the rights associated with the class of Securities held by Shareholders. Accordingly, Shareholders are not required nor entitled to vote on

the Business Rescue Plan in terms of section 152(3)(c) of the Companies Act.

6.2.7.3. Implementation of the Proposals implicit in this Business Rescue Plan will be conditional upon (inter alia) the following:

- agreement between the RGS, the Company and IDC with regards to the ongoing provision of working capital to THL by IDC and the treatment of the relevant underlying security; and
- the meeting of all conditions precedent contained in the final RGS Transaction agreements.

6.2.8. Effect on Employees (Section 150(2)(c)(ii)) - RGS has confirmed their original undertaking to procure that THL will not implement any retrenchments of any employees of THL (other than potentially senior management whose employment will be subject to the restructure of the senior management structure) for a period of at least two years from the date of implementation of the business rescue plan of the THL Group. RGS will assess the performance of the THL Group and the various businesses after the expiry of the two year period. It is the intention of RGS to limit job losses and, therefore, any job losses suffered would be a last resort and all affected employees will be entitled to their full retrenchment package.

To the extent permitted under the LRA RGS will institute policies within THL to provide that employees will be permitted to use their accrued leave entitlement for a period of three years after which it will be forfeited and there will be no cash leave pay entitlement, and that no leave pay will be paid if an employee leaves the employment of THL within the three year period.

6.2.9. Effect on Director(s) and Management - Directors have continued to exercise the functions of a director, subject to the authority of the BRPs. The majority of the board members that were in office as at the date of commencement of business rescue proceedings have resigned. Currently there are two remaining board members, both of whom are executives.

6.2.10. Effect on subsidiaries - The investments in and claims against subsidiaries of the Company will be treated in accordance with the Proposals section of this Business Rescue Plan. With the requisite support of PCF Lenders, the Company will provide direct or indirect financial assistance to its related and inter-related companies/equity interests, which financial assistance may include without limitation the provision of loans, the issuance of guarantees (or other like instruments and/or Securities) and/or the subordination of claims owing to the Company by related or inter-related companies.

7. Binding nature of this Business Rescue Plan

7.1. The BRPs draw the attention of Affected Persons to the provisions of section 152(4) of the Companies Act.

7.2. This section provides that once a Business Rescue Plan has been Adopted, it is binding on the Company, its Creditors (including all Claims, whether accepted by the BRPs as Creditors, whether Disputed Creditors, conditional Claims, prospective Claims, damages Claims and/or unliquidated Claims) and every holder of the Company's Securities (the latter in terms of the provisions of section 146(d) and 152(3)(c) of the Companies Act) whether or not such a Person was –

7.2.1. present at the Meeting to determine the future of the Company;

- 7.2.2. voted in favour of the Adoption of the Business Rescue Plan; or
 - 7.2.3. in the case of Creditors, has proven a Claim against the Company.
8. Moratorium (Section 150(2)(b)(i))
- 8.1. The moratorium imposed by section 133 of the Companies Act prohibits any legal proceedings, including enforcement action, against the Company, or in relation to any property belonging to the Company or lawfully in its possession, from being commenced or proceeded with for the duration of the Business Rescue except with the written consent of the BRPs or with the leave of the High Court.
 - 8.2. This means, among other things, that Affected Persons will not be able to proceed in any forum against the Company for, among other things, the non-payment of debts during Business Rescue, except with the written consent of the BRPs or with the leave of the High Court.
 - 8.3. The moratorium in relation to the Company took effect on the Commencement Date and will remain in place for the duration of Business Rescue, until the termination of Business Rescue as defined in paragraph 12.
9. Benefits of Adopting the Business Rescue Plan compared to liquidation (Section 150(2)(b)(vi))
- 9.1. Through the implementation of this Business Rescue Plan the BRPs intend to optimise the returns for Creditors by implementing the RGS Transactions.
 - 9.2. With this, the Business Rescue of the Company is intended to rescue the Company or, in the alternative, achieve a better return compared to liquidation as outlined in paragraph 5.3.3.

9.3. **The financial benefits to Affected Persons** through the Adoption and implementation of the Business Rescue Plan, as compared to a liquidation of the Company, are as follows –

9.3.1. Creditors / Liquidation Dividend –

9.3.1.1. the Distributions that all Creditors would have received in the alternative scenario of a liquidation of the Company as at the Commencement Date would be materially lower than the Distributions that have already been paid, together with those that are contemplated to be received by Creditors as a result of this Business Rescue Plan. This is expected to be true for both Secured Creditors and Unsecured Creditors.

9.3.2. Timing –

9.3.2.1. It is the view of the BRPs that typically a business rescue is concluded in a far shorter time frame than a liquidation of this nature.

9.3.3. Employees –

9.3.3.1. Subject to the Business Rescue Plan being implemented the majority of employees of the various entities will remain employed. This will, however, be subject to:

- the Company possibly commencing with a Section 189 (of the LRA) process which may lead to some employees being retrenched in accordance with this process during the Business Rescue proceedings;

- any retrenched employees will be entitled to their full retrenchment packages.

9.3.3.2. By comparison, in a liquidation –

- All jobs will immediately be suspended and, subject **to the liquidator(s)'s intentions**, may be lost immediately unless the liquidator agrees to continue trading against an indemnity. In the current circumstances, it is considered to be highly unlikely that a liquidator would agree to continue **trading or that a liquidator would be indemnified** against trading losses.
- Employees would in such circumstances be entitled to receive a maximum amount of R32,000 per employee, to the extent that there are funds available, and would be treated as an Unsecured Creditor for any balance.
- Employees will only receive payment once the final liquidation and distribution account has been approved at the end of the liquidation process.

9.3.3.3. SARS –

- SARS ranks as an Unsecured Creditor under Business Rescue, whereas, under liquidation, SARS would rank as a statutory preferent creditor. In a liquidation, any dividend to Unsecured Creditors would be reduced by the Claim of SARS.

9.3.4. Shareholders –

9.3.4.1. In comparison to a liquidation scenario, in which shareholders would receive no return or nil cents in the Rand, this Business Rescue Plan envisages shareholders retaining 5% of the then issued shares of the Company, which shareholding remains listed on the JSE.

9.3.5. Socio-economic impact in South Africa –

9.3.5.1. Direct employment:

- **In South Africa, THL’s total employment comprises** 2,563 employees as of 31 March 2023 who earned remuneration totalling c.R850 million which contributed substantially to thousands of households, including those within rural areas. Through the Proposals, the vast majority of employment positions will be saved.

9.3.5.2. Indirect employment:

- In South Africa, THL generated a total economy-wide impact of 25,563 employment opportunities. The economy-wide impact contributed 0.22% to employment in South Africa along with an economy-wide effect measuring c.R7.95 billion. The rescuing of SA Sugar as contemplated in this Business Rescue Plan will result in the avoidance of any material impact of the tens of thousands of indirect employment positions noted above.

9.3.5.3. Growers (including small-scale growers):

- THL remains committed to large and small-scale empowerment farming and during the 2023 financial year paid its growers c.R2.9 billion for

sugarcane delivered to its Mills. The Company's SA Sugar operation sources c.43% of its sugarcane from over 15,000 black farmers and cooperative **members. Uzinzo Sugar Farming, THL's** transformational partnership, remains the largest black grower in the South African sugar industry. This Business Rescue Plan provides for continuity for growers.

9.3.5.4. Land reform and restitution:

- THL recognises that land reform is primarily an issue of basic human rights. Under the land reform programme, the Company works with two categories of farmers: restitution communities and land reform growers farming for their own account. Typically, restitution communities acquire land, through a land claims process, as a group for the benefit of many beneficiaries. With land reform growers, on the other hand, the beneficiary is the applicant.
- The main objective of the restitution programme is to unlock the economic benefit of the land for the previously marginalized communities. It is also to enable communities, majority being rural communities, to drive the local economic development efforts in their local municipalities.
- THL has partnered with 13 restitution communities overseeing 6,000 hectares across South Africa in the sugarcane growing areas. Through this partnership, THL has been able to accelerate the implementation of the sugarcane development programme and rural development efforts. Communities have created employment opportunities, facilitated the transfer of agricultural

and administrative skills and supported community upliftment activities.

- This Business Rescue Plan provides for continuity in respect of such initiatives.

9.3.5.5. Local taxes:

- Tax revenue consists of corporate taxes, personal taxes paid by the Company on behalf of its employees (including for example any taxes on salaries and wages and unemployment insurance) as well as any indirect taxes paid.
- Despite the Company having an assessed tax loss in respect of corporate taxes, it paid c.R82 million in taxes as a result of its operational and capital expenditure. The estimated direct, indirect and **induced impact of THL's tax payments elsewhere** in the economy are to the value of c.R482 million, c.R448 million, and c.R930 million, respectively.

9.3.5.6. Suppliers:

- **THL's contribution to output, if its initial operational and capital expenditure are included**, was c.R6.47 billion in 2021. Adding all the direct, indirect and induced impacts generated an estimated economy-wide effect measuring R24.8 billion.
- Number of suppliers as of March 2023 (excluding cane growers, statutory spend, imports): 1,420.
- Number of black owned suppliers: 701 or 49,4%.
- Number of black women owned suppliers: 610 or 43%.
- Number of Exempt Micro Enterprises and Qualifying Small Enterprises Suppliers (<R50 million per annum revenue): 1,169 or 82,3%.

- The Company has placed an emphasis on its Localisation Policy (refer below) within the operations and through the procurement department, which would increase these percentages in future.
- This Business Rescue Plan provides for continuity for such suppliers.

9.3.5.7. Other local businesses:

- Local communities and governments look up to the Company to facilitate equitable access to economic opportunities that empower individuals and enterprises to develop through employment, skills development, enterprise development and procurement opportunities. Rural and farming communities also look to the Company to support them in addressing issues of safety, health and environment.
- **The Company's Localisation Policy was developed** for THL to be proactive in the communication, management and facilitation of inclusive development and local participation opportunities with its local stakeholders and facilitate the implementation of Enterprise and Supplier Development interventions to improve the competitiveness or business-readiness of local Small, Micro and Medium Enterprises ("**SMME's**").
- Aligned with the policy, THL is in the process of implementing iThuba Centre, a community-based platform which local businesses can approach to be informed of available opportunities and requirements to qualify.
- This Business Rescue Plan provides for continuity for such businesses.

9.3.5.8. Mill clinics:

- The Company continues to be committed to **supporting the government's commitment to the Sustainable Development Goals** and participating in all associated initiatives. THL values the contribution made by its employees and the Company works with them to invest in their health and well-being. Employees access primary healthcare services at on-site clinic facilities. THL funded clinics and hospitals screen, test, treat and seek to prevent diseases among employees and community members. Stakeholder engagement and corporate communication efforts regularly include matters of health and disease prevention in messages to workers and communities. An amount of c.R100 million was invested in health-related activities during 2021.

9.3.5.9. Education:

- Education is vital for the social and economic development and upliftment of any community and an essential tool to alleviate poverty and uplift future generations. The Company actively participates in the improvement of education in South Africa by partnering with government and other organisations, as well as schools to support literacy, science, technology, engineering, and mathematics ("STEM") programmes as well as the provision of quality school infrastructure for schools in rural KwaZulu-Natal. To date, the Company has invested c.R10 million in 13 rural schools in the iLembe and King Cetshwayo District Municipalities in KwaZulu-Natal and c.R7 million in

education initiatives, including the ongoing provision of water and electricity to several schools, transport, maintenance, schoolbooks, furniture and bursaries.

- Within KwaZulu-Natal, THL has supported PROTEC, a leading South African non-profit organisation, operating in the field of developing STEM skills for gifted under-privileged students. This year, PROTEC together with its sponsors, are celebrating the graduation of 31 former students as they qualify with tertiary degrees ranging from B Eng Technology through to BSc Chemical Engineering.
- THL continues to play an active role in nurturing and growing talent for our own business, the sugar industry and the broader KwaZulu-Natal economy. The Company has 106 learners completing a range of programmes (engineers-in-training, interns, apprenticeships, learnerships and graduates) of which 92% are African, and 42% are female. **The Company's focus on nurturing talent plays a critical role in the province's broader agenda of accelerating diversity and ensuring representation of Africans and females within management roles.** Outside of these programmes, the Company continues to invest in its employees and over the last three years has invested R10.5 million in training and development.

10. Risks of the Business Rescue Plan

10.1. The implementation of the Proposals contained in this Business Rescue Plan may be subject to factors potentially not known to the BRPs as at the Publication Date. The following risks should be borne in mind, as they may

adversely impact the ultimate outcome of the implementation of this Business Rescue Plan:

- 10.1.1. Unforeseen litigation of any nature whatsoever, howsoever arising, from any cause of action whatsoever.
- 10.1.2. Existing litigation not progressing in the manner anticipated.
- 10.1.3. Any changes in legislation that impact the Business Rescue.
- 10.1.4. Any legal challenges to this Business Rescue Plan, the rejection thereof or any amendments thereto.
- 10.1.5. Any regulatory delays and/or challenges of any nature whatsoever, howsoever arising, which includes multi-jurisdictions as well as any consequential statutory liability.
- 10.1.6. The ability to effect the flow of funds between international jurisdictions and legal entities.
- 10.1.7. Any unforeseen circumstances, outside of the control of the BRPs, of any nature whatsoever, howsoever arising, that impact the Business Rescue, which may include disruptions to trading from suppliers who are Unsecured Creditors.
- 10.1.8. Any damages or penalties claimed against the Company which were unforeseen.
- 10.1.9. Any potential retrenchment processes taking longer than expected.
- 10.1.10. Any labour action arising as a result of the retrenchment process or Business Rescue.

- 10.1.11. Unexpected liquidity events, withdrawal or restricted access to PCF provided by the PCF Lenders or delays thereto.
- 10.1.12. The final verification and agreement of Claims taking longer than expected.
- 10.1.13. Material discrepancies in the information made available to the BRPs by Management.
- 10.1.14. The deterioration and worsening of market conditions.
- 10.1.15. Any events and outcomes that may lead to the discovery of fraud, misrepresentation, corrupt practices, or other such matters relating to the Company prior to the implementation of the Business Rescue Plan.
- 10.1.16. The variation in exchange rates and/or commodity prices affecting the Business Rescue.
- 10.1.17. Ambiguous provisions in the Companies Act which are subject to varied interpretation.
- 10.1.18. Adverse judgements or rulings which may have the effect of reducing cash flow available for the Distributions, given that the estimated Distributions have been calculated on the basis that the **Company's legal interests are preserved in terms of section 134(1)(c) of the Companies Act.**
- 10.1.19. JSE, financial reporting and transaction approval mechanisms proving problematic.
- 6.2.11. The macro-economic conditions in Zimbabwe remain a concern. The poor economic outlook is exacerbated by the suspension of duties on basic commodities including sugar, which resulted in lower cost

imported sugar (which has unfair cost advantages) competing against locally produced sugar. This is slowing down sales significantly domestically, which is the preferred market, with the lost sales volumes being redirected into lower-priced export markets. Government interventions in respect of grower issues as well as the wage arbitration where minimum wages were increased to USD280 before the elections, had a significant impact on the cost base and cash flow of the business. The lack of security over land tenure due to the 99-year leases not signed creates further uncertainty.

11. PART C – Assumptions and Conditions of Proposal

11.1. PCF:

- 11.1.1. The successful implementation of the Business Rescue Plan and the Proposal is subject to receipt of the necessary PCF referred to in this Business Rescue Plan to the extent required and within the timing considered appropriate by the BRPs.
- 11.1.2. The BRPs remain in constant communication with the relevant PCF Lender(s) in this regard.
- 11.1.3. The BRPs shall use their reasonable endeavours to procure the fulfilment of the required PCF drawdowns as soon as practically possible.
- 11.1.4. If the above-mentioned PCF is withdrawn without replacement, the BRPs may be faced with little alternative but to apply to the High Court to terminate Business Rescue and commence liquidation proceedings.

12. Termination of Business Rescue (Section 150(2)(c)(iii))

12.1. The Business Rescue will end:

- 12.1.1. if the Business Rescue Plan is proposed and rejected, and no Affected Person/s or the BRPs act in any manner contemplated by the Companies Act to propose an amended Business Rescue Plan;
- 12.1.2. if this Business Rescue Plan is Adopted and implemented and the BRPs have filed a notice of substantial implementation of the Business Rescue Plan with the CIPC;
- 12.1.3. if the BRPs make application to the High Court to terminate the Business Rescue; or
- 12.1.4. if a High Court orders the conversion of the Business Rescue into a liquidation.

13. Substantial Implementation (Section 150(2)(c)(i)(bb))

13.1. Substantial Implementation will be deemed to have occurred upon the BRPs deciding, in their sole discretion, that the following has taken place:

- 13.1.1. the transactions contemplated this Business Rescue Plan have been concluded;
- 13.1.2. final Distributions have been paid to Creditors and/or an appropriate mechanism, acceptable to the BRPs in their sole discretion, such as the appointment of a Receiver, has been put in place for the payment of any remaining Distributions to Creditors; and
- 13.1.3. all Business Rescue Costs relating to the Business Rescue have been paid and settled in full or suitable arrangements acceptable to the BRPs have been put in place in this regard.

13.2. Notwithstanding the above, the Substantial Implementation of this Business Rescue will remain within the sole and reasonable discretion of the BRPs.

14. Projected Balance Sheet and Projected Income Statement (Section 150(2)(c)(iv))

14.1. The RGS Transactions constitute the acquisition by RGS Bidco of Claims and security held by the Lender Group and the subsequent conversion by RGS Bidco of such Claims into new equity in THL. The projected balance sheets and projected income statements reflected below have been prepared based **on Management's assumptions and** do not incorporate any business improvement plans and/or other initiatives that RGS may implement. In respect of the forecasts for the 2024 financial year, the underlying assumptions are based on the information available as at 31 October 2023. In respect of the forecasts for the 2025, 2026 and 2027 financial years, the underlying assumptions are based on the information available at 31 May 2023, with adjustments made for material changes to assumptions that have emerged since that date.

For comparability, the information in the projected balance sheets have been reflected in the same way as the balance sheet at 31 October 2022 with reference to paragraph 5.3.6.77 .

THL INCOME STATEMENT	31 March 2025	31 March 2026	31 March 2027
REVENUE	9 973	10 767	11 597
SUGAR INDUSTRY RELATED ADJUSTMENTS	- 251	- 696	- 819
COST OF SALES	- 8 472	- 8 758	- 9 355
GROSS PROFIT	1 250	1 313	1 423
MARKETING AND SELLING EXPENSES	- 221	- 235	- 250
ADMINISTRATIVE AND OTHER EXPENSES	- 1 008	- 1 003	- 1 070
EXPECTED CREDIT LOSSES	- 1	- 1	- 1
FAIR VALUE ADJUSTMENTS TO BIOLOGICAL ASSETS	37	3	2
OTHER OPERATING INCOME	331	366	392
PROFIT/(LOSS) FROM OPERATIONS BEFORE IMPAIRMENTS AND NON-TRADING ITEMS	388	443	496
IMPAIRMENT (LOSS)/REVERSAL	-	-	-
OTHER NON-TRADING ITEMS	-	-	-
PROFIT/(LOSS) FROM OPERATIONS	388	443	496
NET FINANCE (COSTS) / INCOME	- 282	- 341	- 378
DIVIDEND INCOME	12	12	13
PROFIT/(LOSS) BEFORE TAXATION	118	114	131
TAXATION	- 125	- 6	- 6
PROFIT/(LOSS) FOR THE PERIOD	- 7	108	125

14.2. Material Assumptions as per Section 150(3)

- 14.2.1. The Projected Income Statement assumes that the RGS Transactions are completed on 1 April 2024.
- 14.2.2. Inflationary rates utilised in the forecast:
- 14.2.2.1. FY 2025: 5.5%
 - 14.2.2.2. FY 2026: 5.0%
 - 14.2.2.3. FY 2027: 4.75%
- 14.2.3. Exchange rates utilised in the forecast:
- 14.2.3.1. FY 2025: R18.25 : USD1
 - 14.2.3.2. FY 2026: R18.50 : USD1
 - 14.2.3.3. FY 2027: R18.75 : USD1
- 14.2.4. World sugar prices utilised in the forecast:
- 14.2.4.1. FY 2025: US¢ 20 per pound
 - 14.2.4.2. FY 2026: US¢ 19 per pound
 - 14.2.4.3. FY 2027: US¢ 18 per pound
- 14.2.5. Sugar production includes the continued benefit of the reinvestment in milling efficiencies and assumes that there are no adverse weather conditions (e.g. drought) during the forecast period.
- 14.2.6. Local market demand for sugar is forecast to grow at c.1% per annum and assumes that there will be no further changes to the Health Promotion Levy.
- 14.2.7. THL will remain listed on the JSE, therefore the associated costs including non-executive director fees are included in the forecast.
- 14.2.8. Business Rescue and other restructuring costs:
- 14.2.8.1. FY 2025:
 - no business rescue costs have been forecast on the assumption that the business rescue will be substantially implemented once the RGS Transactions have been implemented; and
 - legal costs on progressing the various criminal and civil cases in respect of the accounting irregularities identified in 2019 have been included in the forecast.

- 14.2.8.2. FY 2026 and FY 2027: No such costs have been included in the forecast.
- 14.2.9. **In respect of the Post Retirement Medical Aid ("PRMA") obligation,** the forecast assumes that the monthly contribution in respect of pensioners continues to be met by the Company. (This is not binding on the Company, but merely for illustration purposes. The wording set out in paragraph 6.1.2 remains applicable.)
- 14.2.10. Operational support fees and direct cost recoveries from the non-South African sugar operations:
- 14.2.10.1. Botswana:
- dividends are declared and paid annually (assuming same profit profile);
 - all direct costs are recovered in cash; and
 - all operational support fees recovered in cash.
- 14.2.10.2. Mozambique:
- no dividends are assumed to be declared;
 - all direct costs are recovered in cash; and
 - operational support fees:
 - FY25: 50% of FY25 fee recovered in cash;
 - FY26: balance of FY25 fee and 100% of FY26 fee recovered in cash; and
 - FY27: 100% of fee recovered in cash.
- 14.2.10.3. Zimbabwe:
- no dividends are assumed to be declared;
 - all direct costs are recovered in cash; and
 - operational support fees:
 - FY25: 50% of FY25 fee recovered in cash;
 - FY26: balance of FY25 fee and 100% of FY26 fee recovered in cash; and
 - FY27: 100% recovered in cash.
- 14.2.11. Borrowing facilities:
- 14.2.11.1. As per the RGS Transactions, it is assumed that the total Lender Group debt will be converted into equity therefore no interest costs are accrued.

14.2.11.2. The finance charge represented in the forecast assumptions is calculated on the basis that the IDC PCF facility is settled and renewed as a term loan on similar terms to the current facility. The term loan and related rate and period would be required to be negotiated between the parties at the time of origination.

THL BALANCE SHEET	31 March 2025	31 March 2026	31 March 2027
ASSETS	5 534	5 907	6 109
NON CURRENT ASSETS	3 156	3 266	3 350
PROPERTY PLANT AND EQUIPMENT	1 878	2 015	2 135
RIGHT-OF-USE ASSETS	8	2	10
INTANGIBLE ASSETS	84	69	26
INVESTMENTS IN SUBSIDIARIES AND JOINT OPERATIONS	1 168	1 168	1 168
OTHER NON-CURRENT ASSETS	18	12	11
CURRENT ASSETS	2 378	2 641	2 759
INVENTORIES	838	945	1 061
BIOLOGICAL ASSETS	233	236	239
AMOUNTS OWING FROM GROUP COMPANIES	193	233	127
TRADE AND OTHER RECEIVABLES	1 073	1 179	1 285
CASH AND CASH EQUIVALENTS	41	48	47
EQUITY & LIABILITIES	5 534	5 907	6 109
CAPITAL & RESERVES	1 901	2 009	2 134
SHARE CAPITAL AND PREMIUM	9 989	9 989	9 989
ACCUMULATED LOSSES	- 8 079	- 7 971	- 7 846
OTHER RESERVES	- 9	- 9	- 9
LIABILITIES	3 633	3 898	3 975
NON CURRENT LIABILITIES	364	358	361
AMOUNTS OWING TO GROUP COMPANIES	-	-	-
POST-RETIREMENT BENEFIT OBLIGATIONS	354	350	346
DEFERRED INCOME - NC	-	-	-
PROVISIONS - NC	8	8	8
LEASE LIABILITIES - NC	2	-	7
CURRENT LIABILITIES	3 269	3 540	3 614
BORROWINGS	2 123	2 625	2 927
CREDITORS - PRE BR	283	189	94
SASA - PRE BR	360	240	120
SASA - POST BR	175	116	57
TRADE AND OTHER PAYABLES	322	367	413
DEFERRED INCOME	-	-	-
LEASE LIABILITIES	6	3	3

14.3. Material Assumptions as per Section 150(3)

- 14.3.1. The Projected Balance Sheet assumes that the RGS Transactions are completed on 1 April 2024.
- 14.3.2. For the purposes of the forecast, Unsecured Creditors will be entitled to distributions as indicated in paragraph 6.1.2 above.
- 14.3.3. THD:
 - 14.3.3.1. THD is being wound down in accordance with its business rescue plan
 - 14.3.3.2. The THD intergroup debtor is Unenforceable in line **with the impact of THD's approved business rescue plan** which entails a zero cents in the Rand distribution to Unsecured Creditors.
- 14.3.4. Intergroup creditors and/or debtors are taken over by RGS Bidco (excluding the THD balance as per 14.3.3 which remains unenforceable).
- 14.3.5. The site restoration provision in respect of a mothballed sorbitol facility will be subject to the Unsecured Creditor Distribution should a Claim materialise.
- 14.3.6. **SASA: RGS' assumption entails a repayment in full of all amounts** owing to SASA, subject to SASA settling any relevant amounts that may be owing to THL.
- 14.3.7. PRMA: The forecast assumes that the PRMA obligations are met by the Company through the continued payment of the monthly medical aid contributions in respect of pensioners. (This is not binding on the Company, but merely for illustration purposes. The wording set out in paragraph 6.1.2 remains applicable.)
- 14.3.8. Borrowings:
 - 14.3.8.1. As per the RGS Transactions, it is assumed that the total Lender Group debt will be converted to equity.
 - 14.3.8.2. The IDC post-Commencement Date funding has been assumed to remain in place at the current facility terms. However take note that, not yet factored into the abovementioned forecast, is an RGS assumption of

recovering at least R500m per annum in dividends from subsidiaries which would facilitate the repayment/reduction of borrowings.

14.3.9. Trade Payables includes pre-Commencement Date claims as per Annexure A after the Unsecured Creditor Distribution has been made as per paragraph 14.3.2 above.

14.4. RGS Projected Income Statement and Balance Sheet

14.4.1. At the request of RGS, an alternative income statement and balance sheet is presented below on the additional assumption (i.e. all assumptions in 14.2 and 14.3 apply) that up to R500m of dividends per annum from international subsidiaries is received by the Company and which is utilised to reduce Borrowings. Neither the BRPs nor Management have interrogated and/or verified RGS's assumptions pertaining to dividends.

THL INCOME STATEMENT	31 March 2025	31 March 2026	31 March 2027
REVENUE	9 973	10 767	11 597
SUGAR INDUSTRY RELATED ADJUSTMENTS	- 251	- 696	- 819
COST OF SALES	- 8 472	- 8 758	- 9 355
GROSS PROFIT	1 250	1 313	1 423
MARKETING AND SELLING EXPENSES	- 221	- 235	- 250
ADMINISTRATIVE AND OTHER EXPENSES	- 1 008	- 1 003	- 1 070
EXPECTED CREDIT LOSSES	- 1	- 1	- 1
FAIR VALUE ADJUSTMENTS TO BIOLOGICAL ASSETS	37	3	2
OTHER OPERATING INCOME	331	366	392
PROFIT/(LOSS) FROM OPERATIONS BEFORE IMPAIRMENTS AND NON-TRADING ITEMS	388	443	496
IMPAIRMENT (LOSS)/REVERSAL	-	-	-
OTHER NON-TRADING ITEMS	-	-	-
PROFIT/(LOSS) FROM OPERATIONS	388	443	496
NET FINANCE (COSTS) / INCOME	- 282	- 267	- 237
DIVIDEND INCOME	512	512	513
PROFIT/(LOSS) BEFORE TAXATION	618	688	772
TAXATION	- 125	- 10	- 14
PROFIT/(LOSS) FOR THE PERIOD	493	678	758

THL BALANCE SHEET	31 March 2025	31 March 2026	31 March 2027
ASSETS	5 534	5 907	6 109
NON CURRENT ASSETS	3 156	3 266	3 350
PROPERTY PLANT AND EQUIPMENT	1 878	2 015	2 135
RIGHT-OF-USE ASSETS	8	2	10
INTANGIBLE ASSETS	84	69	26
INVESTMENTS IN SUBSIDIARIES AND JOINT OPERATIONS	1 168	1 168	1 168
OTHER NON-CURRENT ASSETS	18	12	11
CURRENT ASSETS	2 378	2 641	2 759
INVENTORIES	838	945	1 061
BIOLOGICAL ASSETS	233	236	239
AMOUNTS OWING FROM GROUP COMPANIES	193	233	127
TRADE AND OTHER RECEIVABLES	1 073	1 179	1 285
CASH AND CASH EQUIVALENTS	41	48	47
EQUITY & LIABILITIES	5 534	5 907	6 109
CAPITAL & RESERVES	2 401	3 079	3 837
SHARE CAPITAL AND PREMIUM	9 989	9 989	9 989
ACCUMULATED LOSSES	- 7 579	- 6 901	- 6 143
OTHER RESERVES	- 9	- 9	- 9
LIABILITIES	3 133	2 828	2 272
NON CURRENT LIABILITIES	364	358	361
AMOUNTS OWING TO GROUP COMPANIES	-	-	-
POST-RETIREMENT BENEFIT OBLIGATIONS	354	350	346
DEFERRED INCOME - NC	-	-	-
PROVISIONS - NC	8	8	8
LEASE LIABILITIES - NC	2	-	7
CURRENT LIABILITIES	2 769	2 470	1 911
BORROWINGS	1 623	1 555	1 224
CREDITORS - PRE BR	283	189	94
SASA - PRE BR	360	240	120
SASA - POST BR	175	116	57
TRADE AND OTHER PAYABLES	322	367	413
DEFERRED INCOME	-	-	-
LEASE LIABILITIES	6	3	3

CHAPTER 3 – ADMINISTRATIVE MATTERS

15. Existing litigation or alternate dispute resolution proceedings
 - 15.1. Annexure J lists the matters already subject to a dispute resolution process as at the Publication Date.
 - 15.2. Save as is otherwise provided for in this Business Rescue Plan and/or the Companies Act, all Affected Persons who have instituted legal proceedings, including any enforcement action, in respect of any Claims against the Company in any forum will be required to submit a Claim for consideration by the BRPs in accordance with the provisions of this Business Rescue Plan.
 - 15.3. The BRPs shall be entitled to institute any proceedings against any Affected Person in any forum (and will not be subject to the Dispute Mechanism in paragraph 16 below) for any purpose, including, recovering money that is due to the Company or preventing Affected Persons from delaying the implementation of the Business Rescue Plan or bringing any application to liquidate the Company.
16. Dispute Mechanism
 - 16.1. Subject to paragraph 15 above and save as provided for in section 133 of the Companies Act, any disputes related to the interpretation or application of this Business Rescue Plan, the Business Rescue proceedings, and/or the Disputed Claims of all Disputed Creditors (“Disputed Matters”) must be resolved in accordance with the Dispute Mechanism outlined below, other than in circumstances where the BRPs and the relevant counterparty (the “Disputing Party”) **otherwise** mutually agree in writing. Even in circumstances where an agreement legally requires otherwise as to how a Disputed Matter must be resolved, Disputing Parties and the Company are encouraged, and may elect and agree in writing, to resolve such matters through the Dispute Mechanism.

16.2. The Dispute Mechanism procedure will be as follows –

16.2.1. The BRPs have incorporated into this Business Rescue Plan a Dispute Resolution Process that has been jointly established and endorsed by the Arbitration Foundation of South Africa (“AFSA”) and the South African Restructuring and Insolvency Practitioners Association NPD (“SARIPA”) specifically for the purpose of resolving disputes arising in connection with business rescue **proceedings (“the AFSA/SARIPA Process”)**. **The advantages of adopting the AFSA/SARIPA Process are (inter alia) that it:**

16.2.1.1. is specifically designed for use in business rescue plans;

16.2.1.2. will be populated by arbitrators experienced in business rescue law and proceedings;

16.2.1.3. is designed to avoid the costs and time delays experienced in court proceedings, and in certain overcomplicated and extended arbitration proceedings;

16.2.1.4. has a mechanism which enables the arbitrator to adapt each arbitration to fit the specific circumstances; and

16.2.1.5. brings with it a flexibility which allows the BRPs and **claimant’s, by mutual agreement, to opt out of the AFSA/SARIPA Process** if so elected.

16.2.2. All Disputing Parties are referred to Annexure A in relation to their Disputed Matters and are required to contact the BRPs at br@tongaat.com within 30 days of the Disputing Party becoming aware of the Disputed Matters in order to register their disagreement (“Disagreement”).

- 16.2.3. The Disputing Party must endeavour to reach agreement with the BRPs on the Disputed Matter within the ensuing 15 days after their Disagreement has been registered, or such longer period as the BRPs may allow. If the Disputing Party does not avail itself of this opportunity within the time period allowed, then the Disputing Party shall be deemed to have abandoned its Claim and will not, in accordance with section 154 of the Companies Act, be entitled to enforce, at a later date, any Claim that that Disputing Party believes it has against the Company.
- 16.2.4. If the Disagreement is not so resolved, the BRPs will inform the Disputing Party accordingly and this will be known as the Rejection Date.
- 16.3. Any Disputed Matter of whatsoever nature relating to:
- 16.3.1. the acceptance or rejection of any Claim whether in whole or in part or the value or ranking of any Claim or the recognition of any security or preference, lien or hypothec attaching to such claim;
- 16.3.2. Claims which are not reflected in the records of the Company and are not recognised under the Business Rescue Plan; and/or
- 16.3.3. the proper interpretation or implementation of any provision or matter addressed in this Business Rescue Plan;
- which is not resolved in terms of paragraph 16.2.3 shall be submitted for final determination in accordance with the AFSA-SARIPA RULES, attached hereto as Annexure K , by an accredited arbitrator appointed by the Secretariat of the AFSA-SARIPA Division.
- 16.4. The BRPs may, however, in their sole and absolute discretion agree with the Disputed Creditor that the Disputed Claim/s be settled. To the extent that

any amount remains unpaid after such settlement, the remaining amount will become Unenforceable.

16.5. Should any monetary award be made against the Company, including a costs award, then that award will be treated as a Concurrent Claim in the Business Rescue.

16.6. Notwithstanding anything to the contrary in this paragraph 16 or elsewhere in the Business Rescue Plan, the BRPs shall not, in any circumstance, be obliged to prosecute, progress or further the Claim of any Creditor beyond the provisions of this paragraph 16. The Company may, however, in the discretion of the BRPs, continue to prosecute any one or more of its counterclaims.

17. Domicilium

17.1. The BRPs choose *domicilium citandi et executandi* ("Domicilium") for all purposes relating to the Business Rescue up until the Substantial Implementation Date, including the giving of any notice and the serving of any process, at the physical and e-mail addresses set out below:

17.1.1. Physical address: Amanzimnyama Hill Road, Tongaat, KwaZulu-Natal, 4400

17.1.2. E-mail address: br@tonga.com

17.1.3. Attention: Peter van den Steen, Trevor Murgatroyd and Gerhard Albertyn

17.2. The BRPs shall be entitled, up until the Substantial Implementation Date, by giving written notice to Affected Persons, to vary their physical Domicilium to any other physical address (not being a post office box or poste restante) and to vary their e-mail Domicilium to any other e-mail address.

- 17.3. Any notice given or process served by any Affected Person to the BRPs, which is delivered by hand between the hours of 09h00 and 17h00 on any Business Day to the BRPs' physical Domicilium for the time being, shall be deemed (unless the contrary is proved by the BRPs) to have been received by the BRPs at the time of delivery.
- 17.4. Any notice given or process served by any Affected Person to the BRPs, which is transmitted by e-mail to the BRPs' e-mail Domicilium for the time being, shall be deemed (unless the contrary is proved by the BRPs) to have been received by the BRPs on the Business Day immediately succeeding the date of successful transmission thereof.
- 17.5. Any notice or process in terms of, or in connection with, this Business Rescue Plan shall be valid and effective only if in writing and if received or deemed to have been received by the BRPs.
- 17.6. For the avoidance of doubt, it is recorded that –
- 17.6.1. following the Substantial Implementation Date, the Business Rescue of the Company would have terminated; and
- 17.6.2. no notice or process served in terms of this paragraph shall be taken into consideration by the BRPs (unless they in their sole discretion choose to consider such notice or process) on or after the Substantial Implementation Date.
18. Ability to amend the Business Rescue Plan
- 18.1. In respect of an amendment to correct a clerical error and that will not be prejudicial to the rights of Creditors as set out herein, the BRPs shall have the ability, in their sole and absolute discretion, to amend, modify or vary any provision of this Business Rescue Plan. The amendment will be deemed to take effect on the date of written notice of the amendment to all Affected Persons.

18.2. Other than as specifically contemplated in this Business Rescue Plan to the contrary, in the event of any other material amendments to this Business Rescue Plan, the BRPs shall consult with Affected Persons in terms of section 150 and shall be entitled to propose an amendment for consideration and voting at a Meeting conducted in terms of section 151. Such amendment shall only be effective should it be Adopted in the same manner as provided for in section 152 of the Companies Act.

19. Severability

19.1. Each provision of this Business Rescue Plan is, notwithstanding the grammatical relationship between that provision and the other provisions of this Business Rescue Plan, severable from the other provisions of this Business Rescue Plan.

19.2. Any provision of this Business Rescue Plan, which is or becomes invalid, unenforceable, or unlawful in any jurisdiction shall, in such jurisdiction only, be treated as *pro non scripto* to the extent that it is so invalid, unenforceable, or unlawful, without invalidating or affecting the remaining provisions of this Business Rescue Plan which shall remain of full force and effect.

20. Conclusion

20.1. For the reasons set out above it is the view of the BRPs, notwithstanding the risks and challenges inherent in this Business Rescue Plan, that:

20.1.1. there is a reasonable prospect of a successful Business Rescue, that balances the rights and interests of all relevant stakeholders and Affected Persons, in accordance with the objectives of Chapter 6 of the Companies Act;

20.1.2. the aggregate Distribution is likely to result in Creditors receiving a higher return in the Business Rescue than would be anticipated to receive on a liquidation of the Company. This is already the case due to the extent of the pre-Commencement Date Claims that have already been paid and the fact that the values of the Secured Creditor security over the investments in THL Zimbabwe, THL Botswana and THL Mozambique materially exceed the liquidation estimate of BDO.

20.1.3. a substantial majority of employees will retain their employment positions (albeit under different ownership);

20.1.4. a successful Business Rescue will have a materially positive impact on employment and the local economy and avoid a social and economic catastrophe in the KwaZulu-Natal region; and

20.1.5. should the Business Rescue Plan not be Adopted, the BRPs are of the view that the Business Rescue will probably be terminated and converted to liquidation proceedings immediately following the provisions of section 153 of the Companies Act.

21. **BRPs’ certificates**


21.1. We, the undersigned, hereby certify that to the best of our knowledge and belief:

21.1.1. any information provided herein appears to be reasonably accurate, complete, and up to date;

21.1.2. **we have relied on financial information including opinions and reports** furnished to us by the Board and Management;


21.1.3. any projections provided are reasonable estimates made in good faith based on factual information and assumptions as set out herein;

21.1.4. in preparing the Business Rescue Plan, we have not undertaken an audit of the information provided to us, although where practical, we have endeavoured to satisfy ourselves of the accuracy of such information.



Peter van den Steen

Date: **29/11/2023**



Trevor Murgatroyd

Date: **29/11/2023**



Gerhard Albertyn

Date: **29/11/2023**

ANNEXURE A - LIST OF THE CREDITORS OF THE COMPANY

(ATTACHED SEPARATELY BELOW)

Annexure A - List of Creditors of the Company (31 October 2023)

Kindly review your claim, with reference to Annexure A of the business rescue plan, and should you identify any discrepancies, then please contact us on BR@tongaat.com and submit another copy of your claim form including any relevant information to aid THL's Creditor Listing at 31 October 2023 represents the most recent listing of approved/accepted creditor claims including the accrual of interest post 31 October 2022 on pre-BR claims. Voting interest claims reflect the voting right attributed to each claim at 31 October 2022, where applicable this has been adjusted based on creditor claim reconciliations.

CREDITORS TYPE	CREDITORS NAME/GROUP	CREDITOR LISTING AT 30 SEPTEMBER 2023	VOTING INTEREST CLAIM AMOUNT (EXCL PCF)	VOTING INTEREST % (EXCL PCF)	VOTING INTEREST CLAIM AMOUNT (INCL PCF)	VOTING INTEREST % (INCL PCF)
Secured Creditors	STANDARD BANK	R 2 136 049 061	R 2 136 049 061	19,59%	R 2 136 049 061	16,36%
	NEDBANK	R 1 623 396 816	R 1 623 396 816	14,89%	R 1 623 396 816	12,43%
	RMB/FNB	R 1 309 821 647	R 1 309 821 647	12,01%	R 1 309 821 647	10,03%
	ABSA	R 1 233 754 204	R 1 233 754 204	11,31%	R 1 233 754 204	9,45%
	INVESTEC	R 690 805 429	R 690 805 429	6,33%	R 690 805 429	5,29%
	LANDSBANK	R 423 519 991	R 423 519 991	3,88%	R 423 519 991	3,24%
	SU (SSF Div)	R 173 037 286	R 173 037 286	1,59%	R 173 037 286	1,33%
	SU (SIM Div)	R 147 217 895	R 147 217 895	1,35%	R 147 217 895	1,13%
	MOMENTUM METROPOLITAN LIFE LIMITED	R 102 346 063	R 102 346 063	0,94%	R 102 346 063	0,78%
	ASHBURTON FUND MANAGER PROPRIETARY LIMITED	R 63 976 430	R 63 976 430	0,59%	R 63 976 430	0,49%
	OTHER FACILITIES	R 52 467 707	R 52 467 707	0,48%	R 52 467 707	0,40%
	SSF Pty	R 53 960 819	R 53 960 819	0,49%	R 53 960 819	0,41%
	SIM Pty	R 35 208 813	R 35 208 813	0,32%	R 35 208 813	0,27%
	Secured Creditors Total		R 8 045 562 160	R 8 045 562 160	73,77%	R 8 045 562 160
PCF Lenders Total	INDUSTRIAL DEVELOPMENT CORPORATION	R 2 118 858 799	R -	0,00%	R 2 118 858 799	16,23%
	GUARDRIK PREMIUM FINANCE (PTY) LIMITED	R 33 789 012	R -	0,00%	R 33 789 012	0,26%
PCF Lenders Total		R 2 152 647 811	R -	0,00%	R 2 152 647 811	16,48%
Independent Unsecured Creditors	S A SUGAR ASSOCIATION (Post BR - No VAT)	R 1 121 428 850	R 1 121 428 850	10,28%	R 1 121 428 850	8,59%
	S A SUGAR ASSOCIATION (Pre BR - No VAT)	R 479 936 395	R 479 936 395	4,40%	R 479 936 395	3,68%
	POST-RETIREMENT MEDICAL AID LIABILITY FOR PAST/RETIRED EMPLOYEES	R 326 449 000	R 326 449 000	2,99%	R 326 449 000	2,50%
	ACCURAL FOR LEAVE PAY	R 56 057 051	R 56 057 051	0,51%	R 56 057 051	0,43%
	SARS (potential VAT pre-BR clawback in terms of s2(3) of the VAT Act)	R 50 215 813	R 50 215 813	0,46%	R 50 215 813	0,38%
	SARS (PAYE)	R 44 595 516	R 44 595 516	0,41%	R 44 595 516	0,34%
	MAYFAIR MARKETING (PTY)LTD	R 27 399 780	R 27 399 780	0,25%	R 27 399 780	0,21%
	SARS (VAT)	R 18 649 220	R 18 649 220	0,17%	R 18 649 220	0,14%
	SUPER GROUP TRADING (PTY)LTD	R 17 787 785	R 17 787 785	0,16%	R 17 787 785	0,14%
	YARA ANIMAL NUTRITION SOUTH AFRICA	R 17 299 128	R 17 299 128	0,16%	R 17 299 128	0,13%
	OTHER ACCRUALS	R 14 122 387	R 14 122 387	0,13%	R 14 122 387	0,11%
	BAKERS TRANSPORT PTY LTD	R 12 626 762	R 12 626 762	0,12%	R 12 626 762	0,10%
	PREFERENT EMPLOYEES- POST-RETIREMENT MEDICAL AID LIABILITY FOR CURRENT EMPLOYEES	R 12 596 000	R 12 596 000	0,12%	R 12 596 000	0,10%
	ACCURAL FOR TRADE PAYABLES	R 12 258 528	R 12 258 528	0,11%	R 12 258 528	0,09%
	FINANCIAL SECTOR CONDUCT AUTHORITY	R 12 000 000	R 12 000 000	0,11%	R 12 000 000	0,09%
	ALCONPC PTY LTD	R 10 019 026	R 10 019 026	0,09%	R 10 019 026	0,08%
	PREFERENT EMPLOYEES- POST-RETIREMENT GRATUITY FOR CURRENT EMPLOYEES	R 9 874 000	R 9 874 000	0,09%	R 9 874 000	0,08%
	WACOM PTY LTD	R 8 728 362	R 8 728 362	0,08%	R 8 728 362	0,07%
	KGATELOPELIE LIMME NORTHERN CAPE LTD	R 8 656 536	R 8 656 536	0,08%	R 8 656 536	0,07%
	TRANSNET LIMITED	R 8 405 592	R 8 405 592	0,08%	R 8 405 592	0,06%
	OTHER PROVISIONS	R 8 073 891	R 8 073 891	0,07%	R 8 073 891	0,06%
	THE PUMPSMITH CC	R 7 874 590	R 7 874 590	0,07%	R 7 874 590	0,06%
	KWS CARRIERS (PTY) LTD	R 7 471 968	R 7 471 968	0,07%	R 7 471 968	0,06%
	MASITHUTHUKISANE Trust	R 7 340 830	R 7 340 830	0,07%	R 7 340 830	0,06%
	COASTAL FARMERS CO-OP LTD	R 6 952 782	R 6 952 782	0,06%	R 6 952 782	0,05%
	UNITRANS SUPPLY CHAIN	R 6 717 537	R 6 717 537	0,06%	R 6 717 537	0,05%
	CUSTOM BULK BAGS (PTY) LTD	R 6 447 060	R 6 447 060	0,06%	R 6 447 060	0,05%
	UNITRANS FREIGHT (PTY) LTD	R 6 019 593	R 6 019 593	0,06%	R 6 019 593	0,05%
	CBA FREIGHT PTY LTD	R 5 190 850	R 5 190 850	0,05%	R 5 190 850	0,04%
	CUBICON SALES (PTY) LTD	R 4 729 939	R 4 729 939	0,04%	R 4 729 939	0,04%
	STANDARD BANK OF SA LIMITED: Guarantee fee that's being disputed	R 4 127 397	R 4 127 397	0,04%	R 4 127 397	0,03%
	TURBINE GENERATOR SERVICES (PTY) LT	R 4 079 587	R 4 079 587	0,04%	R 4 079 587	0,03%
	SKM ENGINEERING HYDRAULICS	R 3 931 224	R 3 931 224	0,04%	R 3 931 224	0,03%
	CHEP SA (PTY) LTD	R 3 708 704	R 3 708 704	0,03%	R 3 708 704	0,03%
	BP SOUTH AFRICA (PTY) LTD	R 3 689 588	R 3 689 588	0,03%	R 3 689 588	0,03%
	CHEMICAL & INDUSTRIAL MARKETING	R 3 463 257	R 3 463 257	0,03%	R 3 463 257	0,03%
	BABCOCK NTUTHUKO ENGINEERING PTY SUCROTECH (PTY) LTD	R 3 368 981	R 3 368 981	0,03%	R 3 368 981	0,03%
	R 3 242 927	R 3 242 927	0,03%	R 3 242 927	0,02%	
	WALVIS BAY SALT REFINERS (PTY) LTD	R 3 200 172	R 3 200 172	0,03%	R 3 200 172	0,02%
	MACSTEEL FLUID CONTROL	R 3 168 093	R 3 168 093	0,03%	R 3 168 093	0,02%
	KWAG INC - DURBAN	R 3 086 667	R 3 086 667	0,03%	R 3 086 667	0,02%
	PRESTIGE CLEANING SERVICES (PTY) LT	R 3 069 262	R 3 069 262	0,03%	R 3 069 262	0,02%
	S A HOSE & BELTING CC	R 3 008 281	R 3 008 281	0,03%	R 3 008 281	0,02%
	MULTISERVICE ENGINEERING	R 3 007 452	R 3 007 452	0,03%	R 3 007 452	0,02%
	DEPARTMENT WATER AFFAIRS	R 2 939 901	R 2 939 901	0,03%	R 2 939 901	0,02%
	MONTIDOX PTY LTD	R 2 914 529	R 2 914 529	0,03%	R 2 914 529	0,02%
	KINETIX TECHNOLOGY SOLUTIONS PTY LT	R 2 744 981	R 2 744 981	0,03%	R 2 744 981	0,02%
	AFROX LIMITED	R 2 719 094	R 2 719 094	0,02%	R 2 719 094	0,02%
	LOCOMOTIVE ENGINES & GENERAL ENGINE	R 2 519 570	R 2 519 570	0,02%	R 2 519 570	0,02%
	SPAR KWAZULU NATAL	R 2 488 710	R 2 488 710	0,02%	R 2 488 710	0,02%
	BEARINGMAN-GROUP	R 2 456 453	R 2 456 453	0,02%	R 2 456 453	0,02%
	UNITY PAPER SALES (PTY)LTD	R 2 420 313	R 2 420 313	0,02%	R 2 420 313	0,02%
	ELANCO ANIMAL HEALTH PTY LTD	R 2 327 336	R 2 327 336	0,02%	R 2 327 336	0,02%
	CAMDILLS TRUCKING (PTY) LTD	R 2 306 869	R 2 306 869	0,02%	R 2 306 869	0,02%
	MILLCHEM PTY LTD	R 2 301 215	R 2 301 215	0,02%	R 2 301 215	0,02%
	NAMPAK PRODUCT LTD	R 2 288 769	R 2 288 769	0,02%	R 2 288 769	0,02%
	L&B Bloemfontein	R 2 142 606	R 2 142 606	0,02%	R 2 142 606	0,02%
HENRO TECHNOLOGY INVESTMENTS(PTY)LT	R 2 002 090	R 2 002 090	0,02%	R 2 002 090	0,02%	
ZULULAND AGRIC HOLDINGS (PTY)LTD	R 1 999 239	R 1 999 239	0,02%	R 1 999 239	0,02%	
IMBAL TRAINING AND CLEANING SERVI	R 1 990 407	R 1 990 407	0,02%	R 1 990 407	0,02%	
ERNST AND YOUNG ADVISORY SERVICES	R 1 962 590	R 1 962 590	0,02%	R 1 962 590	0,02%	
POWERTRANS SALES & SERVICES	R 1 958 245	R 1 958 245	0,02%	R 1 958 245	0,01%	
IDWALA SALES & DISTRIBUTION	R 1 940 247	R 1 940 247	0,02%	R 1 940 247	0,01%	
P & O FABRICATIONS CC	R 1 902 225	R 1 902 225	0,02%	R 1 902 225	0,01%	
CHEMUNIQUE(PTY) LTD	R 1 896 787	R 1 896 787	0,02%	R 1 896 787	0,01%	
NUTRI-FERTILIZER PTY LTD	R 1 852 664	R 1 852 664	0,02%	R 1 852 664	0,01%	
UNITRANS SUPPLY CHAIN SOLUTIONS (PT	R 1 851 686	R 1 851 686	0,02%	R 1 851 686	0,01%	
ORANGE PALLET (PTY) LTD	R 1 801 663	R 1 801 663	0,02%	R 1 801 663	0,01%	
PRECISION PUMPS PVT LTD	R 1 762 758	R 1 762 758	0,02%	R 1 762 758	0,01%	
EMPLOYEE EX-GRATIA PAYMENTS (PAST EMPLOYEES)	R 1 706 587	R 1 706 587	0,02%	R 1 706 587	0,01%	
FND FLOW TECHNOLOGIES	R 1 690 006	R 1 690 006	0,02%	R 1 690 006	0,01%	
BLUE REEF WATER SOLUTIONS PTY LTD	R 1 680 337	R 1 680 337	0,02%	R 1 680 337	0,01%	
MACSTEEL TRADING (PTY) LTD	R 1 626 940	R 1 626 940	0,01%	R 1 626 940	0,01%	
UMZIMKHULU INDUSTRIAL HOLDINGS PTY	R 1 595 925	R 1 595 925	0,01%	R 1 595 925	0,01%	
DDP SPECIALTY PRODUCTS SOUTH AFRICA	R 1 578 900	R 1 578 900	0,01%	R 1 578 900	0,01%	
IMPERIAL LOGISTICS ADVANCE PTY LTD	R 1 552 760	R 1 552 760	0,01%	R 1 552 760	0,01%	
BRADCOR ARMATURE WINDERS CC	R 1 523 417	R 1 523 417	0,01%	R 1 523 417	0,01%	
MULTI WAIZ ENGINEERING CC	R 1 501 647	R 1 501 647	0,01%	R 1 501 647	0,01%	
ROUNDSTONE TRADING CC	R 1 459 557	R 1 459 557	0,01%	R 1 459 557	0,01%	
JANKA VERVOER	R 1 397 430	R 1 397 430	0,01%	R 1 397 430	0,01%	
SUTHERLAND TRANSPORT	R 1 383 263	R 1 383 263	0,01%	R 1 383 263	0,01%	
CHLODKOP CRANE HIRE AND SALES C.C	R 1 375 803	R 1 375 803	0,01%	R 1 375 803	0,01%	
BWT TRANSPORT	R 1 320 088	R 1 320 088	0,01%	R 1 320 088	0,01%	
TONGAAT ASPHALTS	R 1 314 366	R 1 314 366	0,01%	R 1 314 366	0,01%	
CMG PUMPS CC	R 1 288 905	R 1 288 905	0,01%	R 1 288 905	0,01%	
CHAMOTTE HOLDINGS (PTY) LTD	R 1 284 295	R 1 284 295	0,01%	R 1 284 295	0,01%	
TRANSNOVA PTY LTD	R 1 283 872	R 1 283 872	0,01%	R 1 283 872	0,01%	
ROSSBURGH ENGINEERING AND PROJECTS	R 1 274 400	R 1 274 400	0,01%	R 1 274 400	0,01%	
BIZ AFRICA TA KESTELL LOGISTICS	R 1 270 325	R 1 270 325	0,01%	R 1 270 325	0,01%	
L H MARTINIUSEN (PTY) LTD	R 1 266 465	R 1 266 465	0,01%	R 1 266 465	0,01%	
ERCON LOGISTICS	R 1 265 095	R 1 265 095	0,01%	R 1 265 095	0,01%	
CONCORD CRANES PTY LTD	R 1 242 774	R 1 242 774	0,01%	R 1 242 774	0,01%	
BUCKMAN LABORATORIES (PTY) LTD	R 1 241 779	R 1 241 779	0,01%	R 1 241 779	0,01%	

CREDITORS TYPE	CREDITORS NAME/GROUP	CREDITOR LISTING AT 30 SEPTEMBER 2023	VOTING INTEREST CLAIM AMOUNT (EXCL PCF)	VOTING INTEREST % (EXCL PCF)	VOTING INTEREST CLAIM AMOUNT (INCL PCF)	VOTING INTEREST % (INCL PCF)	
	WEARCHECK (PTY) LTD	R	1 223 730	0,01%	R	1 223 730	0,01%
	SPAR EASTERN CAPE	R	1 176 829	0,01%	R	1 176 829	0,01%
	DORMAC MARINE & ENGINEERING (PTY) L	R	1 149 161	0,01%	R	1 149 161	0,01%
	UMGENI IRON WORKS (PTY) LTD	R	1 141 454	0,01%	R	1 141 454	0,01%
	KZN WATER SPECIALIST PTY LTD	R	1 139 715	0,01%	R	1 139 715	0,01%
	GORILLA TACTICAL MARKETING SPECIALIST	R	1 139 360	0,01%	R	1 139 360	0,01%
	ZEUS RAW MATERIALS CC	R	1 118 035	0,01%	R	1 118 035	0,01%
	FARM-AG INTERNATIONAL (PTY)LTD	R	1 110 702	0,01%	R	1 110 702	0,01%
	GRANGE HILL INVESTMENTS PTY LTD	R	1 103 483	0,01%	R	1 103 483	0,01%
	ROSSI GEARMOTORS (PTY)LTD	R	1 086 290	0,01%	R	1 086 290	0,01%
	DIVERSIFIED POWER SYSTEMS CC	R	1 079 050	0,01%	R	1 079 050	0,01%
	TOYOTA FORKLIFT	R	1 065 093	0,01%	R	1 065 093	0,01%
	TWINS TRANSPORT	R	1 041 155	0,01%	R	1 041 155	0,01%
	FIRE CHECK CC	R	1 034 481	0,01%	R	1 034 481	0,01%
	SPILL TECH (PTY) LTD	R	1 020 577	0,01%	R	1 020 577	0,01%
	HDI INTERNATIONAL MARKETING CC	R	1 000 704	0,01%	R	1 000 704	0,01%
	STEEL PLATE SOLUTIONS (PTY) LTD	R	974 970	0,01%	R	974 970	0,01%
	M R ZINC OXIDE (PTY) LTD	R	954 686	0,01%	R	954 686	0,01%
	SIETECH PROJECTS AND SOLUTIONS PTY	R	953 033	0,01%	R	953 033	0,01%
	TWINS LOGISTICS CC	R	951 210	0,01%	R	951 210	0,01%
	INDUSTRIAL ENGINEERING & CONTRACTOR	R	935 781	0,01%	R	935 781	0,01%
	PRINCE MINERALS SA PTY LTD	R	932 880	0,01%	R	932 880	0,01%
	UNIQUE WELDING ALLOYS	R	928 517	0,01%	R	928 517	0,01%
	RAND AIR SOUTH AFRICA PTY LTD	R	921 251	0,01%	R	921 251	0,01%
	ROTHSCHILD AND CO SOUTH AFRICA PTY	R	920 000	0,01%	R	920 000	0,01%
	M.D.I	R	918 082	0,01%	R	918 082	0,01%
	H G MOLENAAR & CO (PTY) LTD	R	917 553	0,01%	R	917 553	0,01%
	ORICOL ENVIRONMENTAL SERVICES (PTY)	R	867 932	0,01%	R	867 932	0,01%
	F S T TRANSPORT (PTY) LTD	R	838 578	0,01%	R	838 578	0,01%
	TRADE ELECTRICAL CC	R	836 808	0,01%	R	836 808	0,01%
	HUHTAMAKI FLEXIBLE PACKAGING S.A PT	R	835 154	0,01%	R	835 154	0,01%
	VITAM INTERNATIONAL (PTY) LTD	R	831 044	0,01%	R	831 044	0,01%
	TUFBAG (PTY) LTD	R	828 342	0,01%	R	828 342	0,01%
	S AND N 786 PROJECTS PTY LTD	R	786 644	0,01%	R	786 644	0,01%
	BOILER & AUXILIARY TECHNICAL SERV.	R	780 908	0,01%	R	780 908	0,01%
	SIEGHEIM TRANSPORT CC	R	775 060	0,01%	R	775 060	0,01%
	PALKOR PTY LTD	R	770 385	0,01%	R	770 385	0,01%
	BEARINGS 2000 (PTY) LTD	R	769 301	0,01%	R	769 301	0,01%
	TROUW NUTRITION SOUTH AFRICA PTY LT	R	767 872	0,01%	R	767 872	0,01%
	ZEST WEG ELECTRIC (PTY) LTD	R	767 097	0,01%	R	767 097	0,01%
	API SOLUTIONS INTERNATIONAL	R	750 915	0,01%	R	750 915	0,01%
	GAS SECURE SOLUTIONS (SA) (PTY) LTD	R	749 272	0,01%	R	749 272	0,01%
	UMHLATUZE VALLEY SUGAR CO PTY LTD	R	738 271	0,01%	R	738 271	0,01%
	ELYON 151 HOLDINGS	R	735 592	0,01%	R	735 592	0,01%
	PROVIMI SSA (PTY)LTD	R	730 856	0,01%	R	730 856	0,01%
	RHEOCHEM (PTY) LTD	R	722 694	0,01%	R	722 694	0,01%
	FUCHS LUBRICANTS SA (PTY) LTD	R	714 089	0,01%	R	714 089	0,01%
	MONALEBO ENGINEERING SERVICES (PTY)	R	713 896	0,01%	R	713 896	0,01%
	KALKPOORT SOUTHWERKE	R	711 334	0,01%	R	711 334	0,01%
	BROOKLYN ENGINEERING (PTY)LTD	R	695 627	0,01%	R	695 627	0,01%
	MASSLIFT AFRICA (PTY) LTD	R	684 738	0,01%	R	684 738	0,01%
	BENIETHA	R	676 318	0,01%	R	676 318	0,01%
	BTA PIPE SUPPLIES	R	671 364	0,01%	R	671 364	0,01%
	SEW EURODRIVE (PTY) LTD	R	670 010	0,01%	R	670 010	0,01%
	SUBURBAN ROOFING CONSULTANTS (PTY)	R	667 610	0,01%	R	667 610	0,01%
	INDUSTRIAL CONTROL & AUTOMATION	R	665 775	0,01%	R	665 775	0,01%
	KLINGER MZANSI (PTY) LTD	R	663 128	0,01%	R	663 128	0,01%
	WERKSMANS INCOMP-BUSINESS ACC	R	663 045	0,01%	R	663 045	0,01%
	POLYUNG BAG MANUFACTURING CC	R	657 928	0,01%	R	657 928	0,01%
	MASSMART WHOLESALE (PTY)	R	650 254	0,01%	R	650 254	0,00%
	DMR STAINLESS STEEL SUPPLIES CC	R	643 355	0,01%	R	643 355	0,00%
	MARSHAULS (PTY) LTD	R	633 587	0,01%	R	633 587	0,00%
	K.G.V. MULTI SALES & SERVICES	R	629 216	0,01%	R	629 216	0,00%
	PPM AIRCONDITIONING	R	627 927	0,01%	R	627 927	0,00%
	PROTEA CHEMICALS	R	623 772	0,01%	R	623 772	0,00%
	IKUSALETHU INDUSTRIAL CLEANERS	R	618 013	0,01%	R	618 013	0,00%
	AESSEAL (PTY) LTD	R	598 022	0,01%	R	598 022	0,00%
	ELEPHANT LIFTING EQUIPMENT NTL (PTY)	R	592 764	0,01%	R	592 764	0,00%
	POSCH SCAFFOLDING CC	R	581 763	0,01%	R	581 763	0,00%
	REFRALINE NATAL (PTY) LTD	R	568 826	0,01%	R	568 826	0,00%
	NU-LINE PROTECTIVE SUPPLIES (PTY)	R	568 159	0,01%	R	568 159	0,00%
	WEST COAST PAPER TRADERS	R	568 093	0,01%	R	568 093	0,00%
	POLYOAK PACKAGING PTY LTD	R	566 974	0,01%	R	566 974	0,00%
	NCR CONSULTING (PTY) LTD	R	556 600	0,01%	R	556 600	0,00%
	BRENNTAG SOUTH AFRICA PTY LTD	R	549 257	0,01%	R	549 257	0,00%
	SHOPRITE CHECKERS (PTY) LTD	R	547 722	0,01%	R	547 722	0,00%
	INDUSTRIAL BOILER AND TUBING SERVIC	R	540 099	0,00%	R	540 099	0,00%
	FESTO (PTY) LTD	R	535 043	0,00%	R	535 043	0,00%
	Raimmaker	R	532 743	0,00%	R	532 743	0,00%
	MPHEMBENZ DEVELOPEMENTS (PTY)LTD	R	531 987	0,00%	R	531 987	0,00%
	MAKADOBONA ENTERPRISE PTY	R	529 197	0,00%	R	529 197	0,00%
	MSD ANIMAL HEALTH	R	522 147	0,00%	R	522 147	0,00%
	ENSAFRICA	R	512 636	0,00%	R	512 636	0,00%
	MR STAINLESS STEEL SUPPLIERS CC	R	503 664	0,00%	R	503 664	0,00%
	H D S PLANT	R	500 940	0,00%	R	500 940	0,00%
	BEARING SERVICES AFRICA (PTY)LTD	R	495 449	0,00%	R	495 449	0,00%
	ECO TRANS	R	492 961	0,00%	R	492 961	0,00%
	FLEXIBLE PACKAGES CONVERTORS PTY LT	R	487 633	0,00%	R	487 633	0,00%
	ALLTECHS SA (PTY) LTD	R	477 975	0,00%	R	477 975	0,00%
	NIZA TRANSPORT	R	467 998	0,00%	R	467 998	0,00%
	G M ASSOCIATES CC	R	467 550	0,00%	R	467 550	0,00%
	MEDIODOLOGY PTY LTD	R	464 895	0,00%	R	464 895	0,00%
	NICS ENGINEERING PROJECTS PTY LTD	R	448 396	0,00%	R	448 396	0,00%
	Transnet siding claim (excl. VAT)	R	441 161	0,00%	R	441 161	0,00%
	BRAGAN CHEMICALS (PTY)LTD	R	439 300	0,00%	R	439 300	0,00%
	TANTUS TRADING 264 (PTY) LTD	R	437 432	0,00%	R	437 432	0,00%
	MASSMART RETAIL (PTY) LTD	R	431 046	0,00%	R	431 046	0,00%
	LEOMAT PLANT HIRE (PTY) LTD	R	420 210	0,00%	R	420 210	0,00%
	DIANE'S HYDRO LETTING CC	R	409 665	0,00%	R	409 665	0,00%
	GLOBAL CABLES PTY LTD	R	408 408	0,00%	R	408 408	0,00%
	ARMAFLEX INDUSTRIALS	R	403 103	0,00%	R	403 103	0,00%
	HIGHWAY SAFETY PRODUCTS PTY LTD	R	401 718	0,00%	R	401 718	0,00%
	LEITCH LANDSCAPES	R	396 405	0,00%	R	396 405	0,00%
	SUGAR MILLING RESEARCH INSTITUTE	R	394 389	0,00%	R	394 389	0,00%
	BERGE FARRELL PTY LTD	R	394 369	0,00%	R	394 369	0,00%
	COALFIELDS SEALS AND TECHNOLOGIES P	R	382 613	0,00%	R	382 613	0,00%
	ILEMBE FOUNDRY PTY LTD	R	381 225	0,00%	R	381 225	0,00%
	WATER WEIGHTS (NATAL) CC	R	380 967	0,00%	R	380 967	0,00%
	KEAL ENGINEERING CC	R	378 684	0,00%	R	378 684	0,00%
	SHUKELA TRAINING CENTRE (PTY) LTD	R	371 477	0,00%	R	371 477	0,00%
	BEARINGS INTERNATIONAL	R	363 229	0,00%	R	363 229	0,00%
	ICHEM	R	361 676	0,00%	R	361 676	0,00%
	VA-CON (PTY) LTD	R	353 109	0,00%	R	353 109	0,00%
	ACTION BOLT (PTY) LTD	R	344 373	0,00%	R	344 373	0,00%
	TSHALADI TRADING ENTERPRISE	R	341 650	0,00%	R	341 650	0,00%
	BUSHVELD MANGANESE (PTY) LTD	R	340 952	0,00%	R	340 952	0,00%
	RON-BROS PROJECTS CC	R	340 427	0,00%	R	340 427	0,00%
	BUFFELSHOEK TRANSPORT SA (PTY) LTD	R	339 529	0,00%	R	339 529	0,00%
	RWD SA PTY LTD	R	339 110	0,00%	R	339 110	0,00%
	NATAL STAINLESS STEEL (PTY) LTD	R	338 402	0,00%	R	338 402	0,00%
	AUTOMATION.S.I. CC	R	335 535	0,00%	R	335 535	0,00%

CREDITORS TYPE	CREDITORS NAME/GROUP	CREDITOR LISTING AT 30 SEPTEMBER 2023	VOTING INTEREST CLAIM AMOUNT (EXCL PCF)	VOTING INTEREST % (EXCL PCF)	VOTING INTEREST CLAIM AMOUNT (INCL PCF)	VOTING INTEREST % (INCL PCF)
	TOMBI WATER SERVICES CC	R	334 443	0,00%	R	334 443
	HYTEC SOUTH AFRICA RF PTY LTD	R	330 378	0,00%	R	330 378
	COASTAL DIESEL SERVICES CC	R	329 106	0,00%	R	329 106
	TURBOFLUID ENGINEERING (PTY)LTD	R	328 619	0,00%	R	328 619
	KHULANATHI BLACK GINGER MANUFACTURI	R	327 170	0,00%	R	327 170
	BUBBLES ENGINEERING SUPPLIES CC	R	325 818	0,00%	R	325 818
	LIFE GREEN GROUP PTY LTD	R	323 222	0,00%	R	323 222
	BAG AND BULK HANDLING PTY LTD	R	322 951	0,00%	R	322 951
	KAIROO ENGINEERING CC	R	321 885	0,00%	R	321 885
	KAIROO SAFETY AND INDUSTRIAL	R	321 885	0,00%	R	321 885
	WALTONS (PTY)LTD DURBAN	R	321 175	0,00%	R	321 175
	WEAR RESISTANT COATINGS	R	320 059	0,00%	R	320 059
	RADAJA	R	319 171	0,00%	R	319 171
	JO ANNE VAN WYK CONSULTING	R	319 125	0,00%	R	319 125
	ETHEKWEINI REFRATORIES CC	R	318 871	0,00%	R	318 871
	MPUMALANGA OMEGA STAALWERKE BPK	R	314 642	0,00%	R	314 642
	MZIKIKAZI ENGINEERING PTY LTD	R	311 297	0,00%	R	311 297
	ZAPOF	R	310 801	0,00%	R	310 801
	FLOWMETRIX SA CC	R	310 737	0,00%	R	310 737
	MARRO SA	R	306 598	0,00%	R	306 598
	Primedia In-store	R	306 570	0,00%	R	306 570
	PROFESSIONAL FIELD MARKETING	R	305 230	0,00%	R	305 230
	YELLOW TREE ENVIRONMENTAL(PTY)LTD	R	305 049	0,00%	R	305 049
	DESITRANS	R	302 651	0,00%	R	302 651
	RADIUS SALES AND MERCHANDISING	R	300 566	0,00%	R	300 566
	FEED CARRIERS CC	R	295 575	0,00%	R	295 575
	VAC-CENT SERVICES	R	294 172	0,00%	R	294 172
	CUSTOMISED TRAINING SPECIALIST TRUS	R	293 909	0,00%	R	293 909
	SONKOR ENGINEERING	R	292 786	0,00%	R	292 786
	INNOVATEX MARKETING SERVICES CC	R	413 587	0,00%	R	413 587
	OKAPI GROUP LOGISTICS	R	289 719	0,00%	R	289 719
	Vivendra Rajagopaul Naidoo	R	286 524	0,00%	R	286 524
	VEGA CONTROLS SA (PTY) LTD	R	280 139	0,00%	R	280 139
	AMSN INDUSTRIAL SUPPLIES PTY LTD	R	279 278	0,00%	R	279 278
	LAI AGENCIES C.C.	R	276 695	0,00%	R	276 695
	SAFEGUARD FIRE SECURITY	R	275 798	0,00%	R	275 798
	PUMPELE CONSTRUCTION CC	R	274 460	0,00%	R	274 460
	LAKESSIDE EQUIPMENT CC	R	274 183	0,00%	R	274 183
	AQUA TRANSPORT & PLANT HIRE	R	272 033	0,00%	R	272 033
	MESHCAPE INDUSTRIES PTY LTD	R	268 353	0,00%	R	268 353
	IMPERIAL LOGISTICS SOUTH AFRICA GRO	R	268 053	0,00%	R	268 053
	MTHEMBU TISSUE CONVERTING PTY LTD	R	266 065	0,00%	R	266 065
	MASSTORES (PTY) LTD	R	264 366	0,00%	R	264 366
	GIJIMA DISTRIBUTION PLANNING PTY LT	R	263 805	0,00%	R	263 805
	MPOWER BEARINGS VALORTRADE 178 (PTY	R	263 779	0,00%	R	263 779
	DATAORBS	R	262 718	0,00%	R	262 718
	IFM ELECTRONIC	R	261 664	0,00%	R	261 664
	DOLPHIN COAST LANDFILL MANAGEMENT	R	259 148	0,00%	R	259 148
	PACK N STACK (PTY) LTD	R	258 417	0,00%	R	258 417
	K & R HOSE & INDUSTRIAL SUPPLIES	R	255 808	0,00%	R	255 808
	RICHBAY CHEMICALS (PTY) LTD	R	252 781	0,00%	R	252 781
	CCTV SECURITY SURVEILLANCE GAUTENG	R	251 286	0,00%	R	251 286
	SAVANNAH FINE CHEMICALS (PTY) LTD	R	250 988	0,00%	R	250 988
	SYNDICATE PERSONNEL SPECIALISTS PTY	R	249 970	0,00%	R	249 970
	ULRICK & SHORT LIMITED	R	249 146	0,00%	R	249 146
	SIWEIA SERVICES PTY LTD	R	248 381	0,00%	R	248 381
	A P E PUMPS (PTY) LTD	R	247 763	0,00%	R	247 763
	KETLEY AND KETLEY	R	245 364	0,00%	R	245 364
	PALAMMA ALGEMENE HANDELAAR	R	244 304	0,00%	R	244 304
	CONTROL SOFTWARE SOLUTIONS PTY LTD	R	242 896	0,00%	R	242 896
	EXECUTIVE VIBRATION & BALANCING	R	237 488	0,00%	R	237 488
	LALY TRANSPORT CC	R	236 091	0,00%	R	236 091
	AMATIKULU COUNTRY CLUB	R	235 828	0,00%	R	235 828
	SEW-RITE INDUSTRIAL (PTY) LTD	R	230 472	0,00%	R	230 472
	MARTHINUSEN & COUTTS	R	229 458	0,00%	R	229 458
	PRO-HYDRAULICS CC	R	229 176	0,00%	R	229 176
	VAN DER VYVER TRANSPORT PTY LTD	R	228 744	0,00%	R	228 744
	LEKKERROOG LOGISTICS PTY LTD	R	228 719	0,00%	R	228 719
	IONICKIES TRANSPORT CC	R	227 614	0,00%	R	227 614
	MACHINE MOVING & ENGINEERING	R	227 340	0,00%	R	227 340
	ICR SOLUTIONS	R	225 447	0,00%	R	225 447
	MORGAN CARBON SA	R	223 934	0,00%	R	223 934
	COMPAIR SA (PTY) LTD	R	223 787	0,00%	R	223 787
	C. STEINWEG PTY LTD	R	223 420	0,00%	R	223 420
	ZULULAND ENGINEERING	R	223 390	0,00%	R	223 390
	QWEZI INDUSTRIES PTY LTD	R	223 257	0,00%	R	223 257
	KRITZINGER VERVOER	R	222 047	0,00%	R	222 047
	THERMOWELD CC	R	220 839	0,00%	R	220 839
	K & K ELECTRICAL CC	R	217 403	0,00%	R	217 403
	DEVILAND KOKSTAD (PTY) LTD	R	214 116	0,00%	R	214 116
	INGERSOLL-RAND CO SA (PTY) LTD	R	213 877	0,00%	R	213 877
	CHAYIL INDUSTRIALS MAINTAINANCE & S	R	213 542	0,00%	R	213 542
	TREASURYONE CTS PTY LTD	R	213 325	0,00%	R	213 325
	NITCO INDUSTRIAL CC	R	211 437	0,00%	R	211 437
	MERSEN SOUTH AFRICA (PTY)LTD	R	209 972	0,00%	R	209 972
	BUONADONNA GROUP CC	R	208 646	0,00%	R	208 646
	ELB EQUIPMENT LIMITED	R	207 058	0,00%	R	207 058
	SUGARTECH GEAR SERVICES CC	R	205 595	0,00%	R	205 595
	ZULULAND HYDRAULIC PNEUMATIC AUTO S	R	205 576	0,00%	R	205 576
	G R TRANSPORT & PLANT HIRE	R	205 294	0,00%	R	205 294
	DAWNING FILTERS	R	204 843	0,00%	R	204 843
	RONIN INDEPENDENT SURVEYORS	R	204 219	0,00%	R	204 219
	METRO FENCING & RETAINING WALLS	R	199 144	0,00%	R	199 144
	UNIVERSAL WATER SOLUTIONS	R	198 767	0,00%	R	198 767
	NIC SLA PTY LTD	R	198 324	0,00%	R	198 324
	HOIST SOLUTIONS (PTY) LTD	R	197 041	0,00%	R	197 041
	KZN SAFETY AND INDUSTRIAL SUPPLIES	R	196 611	0,00%	R	196 611
	SPEC SANDS CC	R	195 708	0,00%	R	195 708
	NORDSON SA (PTY)LTD	R	195 649	0,00%	R	195 649
	MASSMARK TRANSPORT	R	195 458	0,00%	R	195 458
	BOILER TUBE AND GENERAL WELDING	R	195 244	0,00%	R	195 244
	ALLIED NUTRITION PTY LTD	R	195 086	0,00%	R	195 086
	LABEL MATRIX CC	R	191 993	0,00%	R	191 993
	SEAGULL PLASTICS CC	R	189 506	0,00%	R	189 506
	TRILINK DYNAMICS	R	186 300	0,00%	R	186 300
	ROTATING TECHNOLOGY SERVICES	R	186 244	0,00%	R	186 244
	N & P CARRIERS TRUST	R	185 933	0,00%	R	185 933
	COURLANDERS AGENCIES PORT ELIZABETH	R	185 847	0,00%	R	185 847
	K S B PUMPS SA (PTY) LTD	R	185 364	0,00%	R	185 364
	CEE VEE TRANSPORT CONSULTANTS SA (P	R	185 274	0,00%	R	185 274
	PARTRIDGE BUILDING SUPPLIES PTY LTD	R	183 843	0,00%	R	183 843
	LECO AFRICA (PTY) LTD	R	182 266	0,00%	R	182 266
	NGIPHUMELELE GC TRADING	R	179 446	0,00%	R	179 446
	S G M MARKETING CC	R	179 415	0,00%	R	179 415
	IQBUSINESS INSIGHTS PTY LTD	R	179 226	0,00%	R	179 226
	FEEDBACK ELECTRONICS	R	177 668	0,00%	R	177 668
	TONYA KHOURY	R	176 640	0,00%	R	176 640
	RB BELTING AND BEARINGS	R	176 561	0,00%	R	176 561
	FANTASTIC TRADE JOLI CC	R	175 478	0,00%	R	175 478
	SANITECH A DIVISION OF WACO AFRICA	R	170 809	0,00%	R	170 809
	ADVANCED LABELS	R	169 864	0,00%	R	169 864

CREDITORS TYPE	CREDITORS NAME/GROUP	CREDITOR LISTING AT 30 SEPTEMBER 2023	VOTING INTEREST CLAIM AMOUNT (EXCL PCF)	VOTING INTEREST % (EXCL PCF)	VOTING INTEREST CLAIM AMOUNT (INCL PCF)	VOTING INTEREST % (INCL PCF)
	AFRITECH EQUIPMENT SOLUTIONS PTY LT	R	167 572	0,00%	167 572	0,00%
	KEMIN INDUSTRIES SA (PTY) LTD	R	166 934	0,00%	166 934	0,00%
	SRK CONSULTING (SOUTH AFRICA) (PTY)	R	166 463	0,00%	166 463	0,00%
	BRIAN STONE CONSULTING	R	166 290	0,00%	166 290	0,00%
	APEX ENVIRONMENTAL & OCCUPATIONAL M	R	166 273	0,00%	166 273	0,00%
	ROADMASTER TYRE SERVICES - RICHARDS	R	166 223	0,00%	166 223	0,00%
	PEFCO (PTY) LTD	R	165 129	0,00%	165 129	0,00%
	PHILAFRICA FOODS PTY LTD	R	164 703	0,00%	164 703	0,00%
	FLOMECH CC	R	164 680	0,00%	164 680	0,00%
	HARBARI TRADING AND PROJECTS (PTY)	R	164 094	0,00%	164 094	0,00%
	AFRICA TRAINING CENTRE PTY LTD	R	162 893	0,00%	162 893	0,00%
	TROPICAL PRINTERS CC	R	162 659	0,00%	162 659	0,00%
	NGC - CONTAINER SOLUTIONS SA (PTY)	R	162 267	0,00%	162 267	0,00%
	AUMANAT CC	R	160 833	0,00%	160 833	0,00%
	NATAL CRANE & HOIST SERVICES CC	R	159 809	0,00%	159 809	0,00%
	HEWITT COLEBRANDER RECRUITMENT	R	157 550	0,00%	157 550	0,00%
	HML TRANSPORT CONSULTANTS PTY LTD	R	156 086	0,00%	156 086	0,00%
	MEERKAT RECRUITMENT	R	154 629	0,00%	154 629	0,00%
	JOSEPH GRIEVESSON	R	153 640	0,00%	153 640	0,00%
	SPAR WESTERN CAPE	R	151 492	0,00%	151 492	0,00%
	MUNOT ENGINEERING	R	151 178	0,00%	151 178	0,00%
	ANCHOR PAIL AND DRUM RECONDITIONERS	R	150 696	0,00%	150 696	0,00%
	QUANTUM POLYMERS (SEALFLEX PTY)	R	150 550	0,00%	150 550	0,00%
	UK RENOVATORS CC	R	150 016	0,00%	150 016	0,00%
	ILANGA LIGHTING DISTRIBUTION COMPAN	R	149 406	0,00%	149 406	0,00%
	SEFAR FILTER PURE (PTY) LTD	R	148 913	0,00%	148 913	0,00%
	KEN'S ONE STOP REPAIRS CC	R	146 909	0,00%	146 909	0,00%
	GKD-BUISMET (PTY) LTD	R	146 738	0,00%	146 738	0,00%
	KELPACK MANUFACTURING (PTY) LTD	R	146 308	0,00%	146 308	0,00%
	SPECIALIST MECHANICAL ENGINEERS (PT	R	145 219	0,00%	145 219	0,00%
	FEBRO FOOD AND BEVERAGES PTY LTD	R	144 933	0,00%	144 933	0,00%
	LABOQUIP	R	144 498	0,00%	144 498	0,00%
	ACTION BUILDING & CIVIL	R	144 434	0,00%	144 434	0,00%
	CANDLELIGHT BAGS & COVERS CC	R	144 375	0,00%	144 375	0,00%
	TECHMATIC AFRICA	R	143 522	0,00%	143 522	0,00%
	WIKA INSTRUMENTS (PTY) LTD	R	142 155	0,00%	142 155	0,00%
	FOUR SEASONS GARDEN LANDSCAPING & M	R	140 925	0,00%	140 925	0,00%
	COPALCOR TRADING (PTY) LTD	R	140 749	0,00%	140 749	0,00%
	NASHUA DURBAN	R	140 639	0,00%	140 639	0,00%
	CHEM-SCIENCE LABORATORIES	R	140 322	0,00%	140 322	0,00%
	AFCOM G.E. HUDSON DURBAN	R	138 901	0,00%	138 901	0,00%
	DUPLEX LIQUID METERS	R	138 727	0,00%	138 727	0,00%
	VIKELA ALLUVIN (PTY) LTD	R	138 104	0,00%	138 104	0,00%
	BN KIRK	R	137 928	0,00%	137 928	0,00%
	PAINT CENTRE KZN (PTY) LTD	R	137 481	0,00%	137 481	0,00%
	MACDONALDS TRANSPORT (EDMS) BPK	R	136 552	0,00%	136 552	0,00%
	ZIEP CONSTRUCTION	R	136 379	0,00%	136 379	0,00%
	H D WATSON	R	135 725	0,00%	135 725	0,00%
	SILICON ENGINEERING PTY LTD	R	135 192	0,00%	135 192	0,00%
	SAANI-TECH (PTY) LTD-RICHARDS BAY	R	133 258	0,00%	133 258	0,00%
	MAKARENJE ELECTRICAL INDUSTRIES PTY (WILEC)	R	132 642	0,00%	132 642	0,00%
	MIDLANDS LOGISTICS CC	R	132 552	0,00%	132 552	0,00%
	BERUSEAL	R	130 122	0,00%	130 122	0,00%
	GRAIN CARRIERS PTY LTD	R	129 603	0,00%	129 603	0,00%
	DOSCO PRECISION HYDRAULICS (PTY)LTD	R	129 556	0,00%	129 556	0,00%
	AUTOMATION CONTROL SOLUTIONS	R	129 535	0,00%	129 535	0,00%
	ACTOM SIGNALLING A DIVISION OF ACTO	R	128 450	0,00%	128 450	0,00%
	R VAN DYK VERVOER BK	R	127 930	0,00%	127 930	0,00%
	VRS ELECTRICAL WHOLESALERS CC	R	127 898	0,00%	127 898	0,00%
	STEINER HYGIENE	R	127 820	0,00%	127 820	0,00%
	VN INDUSTRIAL ARMATURE WINDERS	R	126 632	0,00%	126 632	0,00%
	CEYLON BUILDING CONTRACTOR CC	R	126 434	0,00%	126 434	0,00%
	CORROCOAT SA (PTY) LTD	R	126 431	0,00%	126 431	0,00%
	NCSI (PTY) LTD	R	125 799	0,00%	125 799	0,00%
	LANTEX PTY LTD	R	124 334	0,00%	124 334	0,00%
	DRAKEWOODS (PTY) LTD	R	124 062	0,00%	124 062	0,00%
	OSPEC NATAL (PTY) LTD	R	123 274	0,00%	123 274	0,00%
	ALPINE INSTRUMENTS CC	R	122 202	0,00%	122 202	0,00%
	SESSIDNE FARMING	R	121 091	0,00%	121 091	0,00%
	MATHABELA INVESTMENTS PTY LTD	R	120 750	0,00%	120 750	0,00%
	XPANDA SECURITY (PTY) LTD	R	120 434	0,00%	120 434	0,00%
	SECURITY 4-U	R	119 296	0,00%	119 296	0,00%
	MITTECH CONTROL VALVES (PTY)LTD	R	118 656	0,00%	118 656	0,00%
	VARELEC DISTRIBUTORS	R	117 106	0,00%	117 106	0,00%
	MORRIS MATERIAL HANDLING	R	116 171	0,00%	116 171	0,00%
	P F PROJECTS ELECTRICAL CONTRACTORS	R	114 154	0,00%	114 154	0,00%
	DESRHINE'S CONTRACTORS C.C.	R	111 815	0,00%	111 815	0,00%
	P & E SALES	R	111 637	0,00%	111 637	0,00%
	SUGAREQUIP (PTY) LTD	R	111 633	0,00%	111 633	0,00%
	RUBBER GASKETS AND HOSE SUPPLIES CC	R	111 426	0,00%	111 426	0,00%
	KALAHARI AUTO FORCE	R	109 787	0,00%	109 787	0,00%
	NADASENS TRANSPORT (PTY) LTD	R	109 768	0,00%	109 768	0,00%
	SMC CORPORATION ZA PTY LTD	R	108 825	0,00%	108 825	0,00%
	ATLAS COPCO COMPRESSOR TECHNIQUE	R	108 301	0,00%	108 301	0,00%
	GLOBAL ARMATURE WINDERS CC	R	107 675	0,00%	107 675	0,00%
	FORESTRY AND MILLING BUSINESS SOLUT	R	107 321	0,00%	107 321	0,00%
	SHESHA GLASS AND ALUMINIUM CC	R	107 297	0,00%	107 297	0,00%
	DARNALL COUNTRY CLUB	R	106 157	0,00%	106 157	0,00%
	GRAINS FOR AFRICA COMMODITY BROKERS	R	105 457	0,00%	105 457	0,00%
	ACTA FORCE	R	105 353	0,00%	105 353	0,00%
	JOHNSON CRANE HIRE (PTY) LTD	R	104 029	0,00%	104 029	0,00%
	FACT LABS	R	103 373	0,00%	103 373	0,00%
	HJ SHENTON VALVE SERVICES (PTY) LTD	R	103 305	0,00%	103 305	0,00%
	EAZI ACCESS RENTAL (PTY) LTD	R	103 282	0,00%	103 282	0,00%
	NYAKATHO PLUMBING & HARDWARE SUPP.	R	102 729	0,00%	102 729	0,00%
	TRIPLE SD FASTENERS PTY LTD	R	102 476	0,00%	102 476	0,00%
	OTIS ELEVATOR (PTY) LTD	R	101 820	0,00%	101 820	0,00%
	KIRTONMECHANICAL EQUIPMENT	R	101 643	0,00%	101 643	0,00%
	MEGANOR EXPRESS	R	100 275	0,00%	100 275	0,00%
	SINGULAR SYSTEMS (PTY) LTD	R	98 587	0,00%	98 587	0,00%
	MALACHITE PUBLISHING	R	98 290	0,00%	98 290	0,00%
	MSOMI EQUIPMENT SOLUTIONS (PTY) LTD	R	98 015	0,00%	98 015	0,00%
	ANALYSERS ON-LINE CC	R	97 819	0,00%	97 819	0,00%
	EDGE ACTIVE	R	96 065	0,00%	96 065	0,00%
	NOSA (PTY) LTD	R	95 717	0,00%	95 717	0,00%
	BAY MARKETING PTY LTD T/A BAY TOOL	R	95 667	0,00%	95 667	0,00%
	GAUCHE AIR CC	R	95 305	0,00%	95 305	0,00%
	NATAL PACKAGING (PTY) LTD	R	94 875	0,00%	94 875	0,00%
	DRAKEWOODS JACOBS	R	92 878	0,00%	92 878	0,00%
	INDABA TRAINING CC	R	92 310	0,00%	92 310	0,00%
	P. T. R. ELECTRICAL SERVICES	R	91 767	0,00%	91 767	0,00%
	1ST VERIFICATION NETWORKS (PTY) LTD	R	90 994	0,00%	90 994	0,00%
	PRESTIGE LABORATORY SUPPLIES	R	90 273	0,00%	90 273	0,00%
	HENRO BULK CARRIERS (PTY) LTD	R	90 204	0,00%	90 204	0,00%
	GEOCHEM (PTY) LTD	R	89 605	0,00%	89 605	0,00%
	MZUKULU TECHNOLOGIES (PTY) LTD	R	89 516	0,00%	89 516	0,00%
	LANE & ASSOCIATES	R	89 246	0,00%	89 246	0,00%
	XIANG YN FRUIT AND VEGGIE	R	88 336	0,00%	88 336	0,00%
	FOOD AND DRUG ASSURANCE LABORATORIE	R	87 803	0,00%	87 803	0,00%
	BUSIGIE TRADING	R	87 515	0,00%	87 515	0,00%
	JUBANE PETROLEUM (PTY)LTD LUBRICANT	R	87 124	0,00%	87 124	0,00%

CREDITORS TYPE	CREDITORS NAME/GROUP	CREDITOR LISTING AT 30 SEPTEMBER 2023	VOTING INTEREST CLAIM AMOUNT (EXCL PCF)	VOTING INTEREST % (EXCL PCF)	VOTING INTEREST CLAIM AMOUNT (INCL PCF)	VOTING INTEREST % (INCL PCF)	
	MIMIC DESIGNS CC	R	87 113	0,00%	R	87 113	0,00%
	NATIONAL SEPARATIONS (PTY) LTD	R	86 731	0,00%	R	86 731	0,00%
	ADT TRUCK AND TRACTOR SPARES	R	86 250	0,00%	R	86 250	0,00%
	EPS INVESTMENTS	R	85 669	0,00%	R	85 669	0,00%
	ARBOUR CONSULTING PTY LTD	R	85 388	0,00%	R	85 388	0,00%
	ADVANCED PRODUCT TECHNOLOGY (PTY) L	R	84 792	0,00%	R	84 792	0,00%
	VANGUARD FIRE AND SAFETY COASTAL	R	84 389	0,00%	R	84 389	0,00%
	NATIONAL CONVERTING AGENCIES PTY LT	R	83 835	0,00%	R	83 835	0,00%
	LINVAR PTY LTD	R	83 477	0,00%	R	83 477	0,00%
	EAGLE LIFTING EQUIPMENT	R	83 428	0,00%	R	83 428	0,00%
	KONECRANES (PTY) LTD	R	83 010	0,00%	R	83 010	0,00%
	KWA-ZULU INSPECTION SERVICES CC	R	82 352	0,00%	R	82 352	0,00%
	NEXTEC SECURITY & BUILDING TECHNOLO	R	82 030	0,00%	R	82 030	0,00%
	STANLEY ELECTROSERVE CC	R	81 892	0,00%	R	81 892	0,00%
	METROFILE (PTY) LTD	R	81 703	0,00%	R	81 703	0,00%
	PLAAS MEDIA PTY LTD	R	81 053	0,00%	R	81 053	0,00%
	REGAL-BELOIT SOUTH AFRICA(PTY)LTD	R	80 493	0,00%	R	80 493	0,00%
	SHEPSTONE & WYLIE ATTORNEYS	R	79 499	0,00%	R	79 499	0,00%
	GOT HOLDINGS (PTY) LTD	R	79 100	0,00%	R	79 100	0,00%
	A P I PUMPS (NATAL) CC	R	78 462	0,00%	R	78 462	0,00%
	SPECIALISED ACCESS SERVICE	R	78 062	0,00%	R	78 062	0,00%
	AFRICA MAINTENANCE EQUIPMENT UMHLAT	R	76 641	0,00%	R	76 641	0,00%
	TECHNICAL & GENERAL DISTRIBUTION(PT	R	76 590	0,00%	R	76 590	0,00%
	EKAPA DRUM RECONDITIONERS CC	R	76 314	0,00%	R	76 314	0,00%
	KOGIE'S CURRY DEN	R	76 155	0,00%	R	76 155	0,00%
	CUBIC SOUND CC	R	76 041	0,00%	R	76 041	0,00%
	TRUCO KZN	R	75 800	0,00%	R	75 800	0,00%
	MEDIA 24 (PTY) LTD	R	75 655	0,00%	R	75 655	0,00%
	V.G. ENGINEERING CC	R	74 836	0,00%	R	74 836	0,00%
	CARTER MEDICAL SUPPLIES CC	R	74 699	0,00%	R	74 699	0,00%
	GREGORY TARRANT	R	74 175	0,00%	R	74 175	0,00%
	CMG ENGINEERING SUPPLIES (PTY) LTD	R	73 630	0,00%	R	73 630	0,00%
	DSG SKIDSTEER SERVICES CC	R	73 347	0,00%	R	73 347	0,00%
	PS TRADING AND PROJECTS CC	R	72 681	0,00%	R	72 681	0,00%
	LEON'S TRUCKING	R	72 056	0,00%	R	72 056	0,00%
	PAXMAN CONSTRUCTION CC	R	72 046	0,00%	R	72 046	0,00%
	LANCET	R	71 997	0,00%	R	71 997	0,00%
	NATDALE INSULATION CONTRACTORS CC	R	71 889	0,00%	R	71 889	0,00%
	HITECH AUTOMATION PTY LTD	R	71 468	0,00%	R	71 468	0,00%
	LUMINE LIGHTING	R	71 204	0,00%	R	71 204	0,00%
	G B BEARINGS (PTY) LTD	R	71 142	0,00%	R	71 142	0,00%
	SWITCHBOARD MNFS NTL (PTY) LTD	R	70 794	0,00%	R	70 794	0,00%
	ACEPAK AUTOMATICS	R	70 788	0,00%	R	70 788	0,00%
	BAY TRANSMISSION SERVICES - DURBAN	R	70 118	0,00%	R	70 118	0,00%
	NEU MATICS SA PTY LTD	R	68 977	0,00%	R	68 977	0,00%
	YST ROADLINE CC	R	68 773	0,00%	R	68 773	0,00%
	KUGZULU CORPORATION PTY LTD	R	68 747	0,00%	R	68 747	0,00%
	GUMMA AST	R	68 459	0,00%	R	68 459	0,00%
	BRELKO CONVEYOR PRODUCTS (PTY) LTD	R	68 331	0,00%	R	68 331	0,00%
	LICHO CHEMICAL AND LABORATORY SUPP	R	68 211	0,00%	R	68 211	0,00%
	EXB NATAL (PTY) LTD	R	68 194	0,00%	R	68 194	0,00%
	ANIMAL FEED MANUFACTURERS ASSOC	R	67 818	0,00%	R	67 818	0,00%
	MHLATHUZE WATER	R	67 149	0,00%	R	67 149	0,00%
	LEGED TRADING (PTY) LTD	R	66 500	0,00%	R	66 500	0,00%
	TOVERBERG VLEISVERSPREIDERS	R	66 471	0,00%	R	66 471	0,00%
	NIKEYA ELECTRICAL AND HARDWARE SUPP	R	66 404	0,00%	R	66 404	0,00%
	ONELOGIX PROJEX (PTY) LTD	R	66 125	0,00%	R	66 125	0,00%
	BELTING & RUBBER SUPPLIES (DURBAN)	R	65 435	0,00%	R	65 435	0,00%
	CRAIG YOUNG CARRIERS TRUST	R	64 056	0,00%	R	64 056	0,00%
	INCE (PTY) LTD	R	63 945	0,00%	R	63 945	0,00%
	ISMINE INVESTMENTS CC	R	63 748	0,00%	R	63 748	0,00%
	G C SNYDERS	R	63 415	0,00%	R	63 415	0,00%
	DR I PILLAY	R	63 254	0,00%	R	63 254	0,00%
	MDS COLLIVERY PTY LTD	R	62 392	0,00%	R	62 392	0,00%
	SASCO METROLOGY SERVICE	R	62 385	0,00%	R	62 385	0,00%
	NATAL INSPECTION SERVICES CC	R	62 238	0,00%	R	62 238	0,00%
	Z DIAMONDZ GROUP PTY LTD	R	62 131	0,00%	R	62 131	0,00%
	ANE INDUSTRIAL SUPPLIES (PTY) LTD	R	62 117	0,00%	R	62 117	0,00%
	FLOW 68 CC	R	61 815	0,00%	R	61 815	0,00%
	KWATANI (PTY)LTD	R	61 778	0,00%	R	61 778	0,00%
	CAPITAL PARTS CENTRE (EMPANGENI)	R	61 593	0,00%	R	61 593	0,00%
	PMR.AFRICA	R	61 551	0,00%	R	61 551	0,00%
	ECOLAB	R	61 418	0,00%	R	61 418	0,00%
	PNEUMATIC AND GENERAL SUPPLIES CC	R	60 801	0,00%	R	60 801	0,00%
	SCHEMATIC PIPING SERVICES	R	60 473	0,00%	R	60 473	0,00%
	STONCOR AFRICA	R	60 444	0,00%	R	60 444	0,00%
	LUNGILE PACKAGING C.C.	R	59 272	0,00%	R	59 272	0,00%
	FENCHEM SA PTY LTD	R	58 593	0,00%	R	58 593	0,00%
	JOHANNES SCHUBACK & SONS (SOUTH AFR	R	57 993	0,00%	R	57 993	0,00%
	RED WONDER TRADING PTY LT	R	57 557	0,00%	R	57 557	0,00%
	DIRT HAWKERS	R	56 750	0,00%	R	56 750	0,00%
	NKONYANA TRADING CC	R	56 750	0,00%	R	56 750	0,00%
	GREEN GAIN CONSULTING (PTY) LTD	R	56 638	0,00%	R	56 638	0,00%
	AIRTEC SERVICES CC	R	56 124	0,00%	R	56 124	0,00%
	ALS ANALYSIS AND INSPECTION -DURBAN	R	55 407	0,00%	R	55 407	0,00%
	VRIENDSCHAP BOERDERY KZN PTY LTD	R	54 730	0,00%	R	54 730	0,00%
	SGS SOUTH AFRICA (PTY) LTD	R	54 552	0,00%	R	54 552	0,00%
	GAIL NORTON AGENCIES	R	54 380	0,00%	R	54 380	0,00%
	MASCOR UMHLALI	R	54 114	0,00%	R	54 114	0,00%
	IKASHOBANE TRADING ENTERPRISE	R	54 025	0,00%	R	54 025	0,00%
	MODENA DESIGN CENTRES DURBAN (PTY)L	R	53 605	0,00%	R	53 605	0,00%
	VALMET SOUTH AFRICA PTY LTD	R	53 584	0,00%	R	53 584	0,00%
	COMPUTER-SHARE INVESTOR SERVICE	R	53 310	0,00%	R	53 310	0,00%
	NATIONAL PACKAGING SYSTEM	R	52 414	0,00%	R	52 414	0,00%
	N C P CHLORCHEM (PTY) LTD	R	52 389	0,00%	R	52 389	0,00%
	JG THOMPSON	R	51 830	0,00%	R	51 830	0,00%
	WASSER COOLING TOWER	R	51 750	0,00%	R	51 750	0,00%
	FELIXTON ENGINEERING	R	50 888	0,00%	R	50 888	0,00%
	PANEL TECHNIQUE (PTY) LTD	R	50 450	0,00%	R	50 450	0,00%
	ADM CONTROL SOLUTIONS (PTY) LTD	R	49 927	0,00%	R	49 927	0,00%
	MAIZEY PLASTICS NATAL (PTY) LTD	R	49 206	0,00%	R	49 206	0,00%
	TOWERS WATSON	R	48 386	0,00%	R	48 386	0,00%
	DM CONTRACTING AND TRADING	R	48 000	0,00%	R	48 000	0,00%
	BAY RIGGING EQUIPMENT	R	47 313	0,00%	R	47 313	0,00%
	TERMINATORS PEST CONTROL SERVICES	R	47 208	0,00%	R	47 208	0,00%
	S.N. RETICULATION	R	46 564	0,00%	R	46 564	0,00%
	OCCUDOC CC	R	46 420	0,00%	R	46 420	0,00%
	O & O SALES AND SERVICES CC	R	45 872	0,00%	R	45 872	0,00%
	AVVO LABELS	R	45 692	0,00%	R	45 692	0,00%
	TALBOT GROUP PTY LTD	R	45 331	0,00%	R	45 331	0,00%
	ACDC EXPRESS RICHARDS BAY	R	45 132	0,00%	R	45 132	0,00%
	ENSERVE ENGINEERING SERVICES (PTY)	R	45 000	0,00%	R	45 000	0,00%
	FORMS-ELITE (PTY) LTD	R	44 160	0,00%	R	44 160	0,00%
	JERA PROMOTIONS	R	43 729	0,00%	R	43 729	0,00%
	TONGAAT FUEL	R	43 511	0,00%	R	43 511	0,00%
	PHOENIX CASH & CARRY - PMB (EMP)	R	43 125	0,00%	R	43 125	0,00%
	B.B.S. EMPANGENI CC	R	43 115	0,00%	R	43 115	0,00%
	PRECISION SAFETY APPLIANCES	R	42 708	0,00%	R	42 708	0,00%
	FARRELL'S (IAN) (RAGPPO)	R	42 329	0,00%	R	42 329	0,00%
	LIFT INDUSTRIES (PTY) LTD	R	42 163	0,00%	R	42 163	0,00%
	TANTO TECHNICAL SOLUTIONS PTY LTD	R	41 849	0,00%	R	41 849	0,00%

CREDITORS TYPE	CREDITORS NAME/GROUP	CREDITOR LISTING AT 30 SEPTEMBER 2023	VOTING INTEREST CLAIM AMOUNT (EXCL PCF)	VOTING INTEREST % (EXCL PCF)	VOTING INTEREST CLAIM AMOUNT (INCL PCF)	VOTING INTEREST % (INCL PCF)
	3C TRANSPORT CC	R	41 526	0,00%	41 526	0,00%
	J C P WORKWEAR LIFTING CC	R	41 191	0,00%	41 191	0,00%
	SERVEST LANDSCAPES AND TURF	R	41 047	0,00%	41 047	0,00%
	TROPIC PLASTIC & PKG IND.(PTY) LTD	R	40 774	0,00%	40 774	0,00%
	EXCELLERATE SERVICES (PTY) LTD	R	40 755	0,00%	40 755	0,00%
	EURO STEEL (NATAL)	R	40 687	0,00%	40 687	0,00%
	DIRECT INSIGHT CONSULTING	R	40 480	0,00%	40 480	0,00%
	METROHM SA (PTY)LTD	R	40 367	0,00%	40 367	0,00%
	CDW	R	40 198	0,00%	40 198	0,00%
	D & B INDUSTRIAL CONSULTANTS CC	R	40 183	0,00%	40 183	0,00%
	EMPANGENI PROPSHAFT & BRAKE CENTRE	R	39 869	0,00%	39 869	0,00%
	CALEFRA SERVICES	R	39 446	0,00%	39 446	0,00%
	JENMAE AGENCIES	R	39 362	0,00%	39 362	0,00%
	ACCUTECH WEIGHING SERVICES (PTY) LT	R	39 198	0,00%	39 198	0,00%
	AGRI CONNECT (EDMS) BK	R	38 993	0,00%	38 993	0,00%
	NEW ENTERPRISE TRADING LOGISTICS	R	38 848	0,00%	38 848	0,00%
	ESSENTIAL BUILT IN CUPBOARDS	R	38 813	0,00%	38 813	0,00%
	AFRICA CADBLUE PTY LTD	R	38 652	0,00%	38 652	0,00%
	SINEMBE FRESH PRODUCE _C_C	R	38 521	0,00%	38 521	0,00%
	WESTLY	R	38 407	0,00%	38 407	0,00%
	MASTECH (PTY) LTD	R	38 157	0,00%	38 157	0,00%
	BALENI TRUST	R	38 014	0,00%	38 014	0,00%
	THE NURSING SERVICES OF SOUTH AFRICA	R	37 964	0,00%	37 964	0,00%
	GIFSA CC	R	37 950	0,00%	37 950	0,00%
	L & C INDUSTRIES	R	37 916	0,00%	37 916	0,00%
	VUTHELA SEBENZA TRADING PTY LTD	R	37 879	0,00%	37 879	0,00%
	WEIGH-COMM CONSULTANCY (PTY) LTD	R	37 294	0,00%	37 294	0,00%
	CYCLOPS ENGINEERING FOUNDRY CC	R	36 944	0,00%	36 944	0,00%
	FLOTANK TRANSPORT BPK	R	36 910	0,00%	36 910	0,00%
	NATAL PUMP SERVICES CC	R	36 855	0,00%	36 855	0,00%
	LATENT ENERGY SERVICES LTD	R	36 800	0,00%	36 800	0,00%
	NOMNDAYE ENTERPRISE PTY LTD	R	36 674	0,00%	36 674	0,00%
	ANTON LE ROUX VERVOER (EDMS) BPK	R	36 432	0,00%	36 432	0,00%
	YNK PRECISION ENGINEERING	R	36 016	0,00%	36 016	0,00%
	4PL-COM LOGISTIC CAPE (PTY) LTD	R	35 659	0,00%	35 659	0,00%
	EVERFRESH MARKETS BALLUTO	R	35 632	0,00%	35 632	0,00%
	MAGNET ELECTRICAL SUPPLIES (PTY) LT	R	35 499	0,00%	35 499	0,00%
	BERG VERVOER	R	35 409	0,00%	35 409	0,00%
	VARSPEED (PTY) LTD	R	35 342	0,00%	35 342	0,00%
	KALALEX BUSINESS FORMS & SYSTEMS	R	34 902	0,00%	34 902	0,00%
	WOMA SOUTH AFRICA (PTY)LTD	R	34 535	0,00%	34 535	0,00%
	PEN PRINT	R	34 512	0,00%	34 512	0,00%
	D.J BOTHMA	R	34 500	0,00%	34 500	0,00%
	RA LOGAN	R	34 500	0,00%	34 500	0,00%
	ROSSTONE CONSULTING PTY LTD	R	34 500	0,00%	34 500	0,00%
	ALTECH NETSTAR PTY LTD	R	34 469	0,00%	34 469	0,00%
	ARAMEX SOUTH AFRICA (PTY) LTD	R	34 002	0,00%	34 002	0,00%
	CARL DEARY	R	34 000	0,00%	34 000	0,00%
	BONFIGLIOLI POWER TRANSMISSION	R	33 880	0,00%	33 880	0,00%
	C W KING PTY LTD	R	33 790	0,00%	33 790	0,00%
	COMPRESSED AIR DRIERS AND FILTERS C	R	33 569	0,00%	33 569	0,00%
	ARLEX PACK CC	R	33 380	0,00%	33 380	0,00%
	GOLDPACK (PTY) LTD	R	33 337	0,00%	33 337	0,00%
	MACSTEEL SPECIAL STEELS KZN	R	33 100	0,00%	33 100	0,00%
	PICK N PAY RETAILERS (PTY)	R	33 011	0,00%	33 011	0,00%
	SIYABONGA ROY ENGINEERING CC	R	32 813	0,00%	32 813	0,00%
	SECURE 25	R	32 808	0,00%	32 808	0,00%
	UKHOZI QULUMYAMA CONTRACTING & TRAD	R	32 672	0,00%	32 672	0,00%
	G W INDUSTRIES	R	32 671	0,00%	32 671	0,00%
	PROTECH CONSULTING (PTY) LTD	R	32 545	0,00%	32 545	0,00%
	GING HEALTH & FITNESS CC	R	32 500	0,00%	32 500	0,00%
	KIRK KRUGER REMUNERATION CONSULTING	R	32 000	0,00%	32 000	0,00%
	BELTING SUPPLY SERVICES	R	31 770	0,00%	31 770	0,00%
	JUP SOLUTIONS	R	31 441	0,00%	31 441	0,00%
	INTERCONNECT SYSTEMS (PTY) LTD	R	31 272	0,00%	31 272	0,00%
	FIDELITY SUPERCARE SERV.GROUP (PTY)	R	31 237	0,00%	31 237	0,00%
	BANELENKOSINATHI AND MFUNDO 87	R	31 232	0,00%	31 232	0,00%
	AIR LIQUIDE (PTY) LTD	R	31 035	0,00%	31 035	0,00%
	S A POWER KZN (PTY) LTD	R	30 798	0,00%	30 798	0,00%
	RMR TIME AND ACCESS SOLUTIONS	R	30 314	0,00%	30 314	0,00%
	TRADEPORT DISTRIBUTION PT	R	30 149	0,00%	30 149	0,00%
	MULTIBRANDS	R	30 149	0,00%	30 149	0,00%
	FEBRO DISTRIBUTORS PTY LTD	R	30 034	0,00%	30 034	0,00%
	TKT GLOBAL SOLUTIONS PTY LTD	R	30 000	0,00%	30 000	0,00%
	RENTTECH SOUTH AFRICA (PTY)LTD	R	29 709	0,00%	29 709	0,00%
	PHILCO SYSTEMS (PTY) LTD	R	29 623	0,00%	29 623	0,00%
	AMANDLA SIGNS	R	29 383	0,00%	29 383	0,00%
	APEX EMISSION TESTING	R	29 325	0,00%	29 325	0,00%
	GR CANE HAULAGE CC	R	29 277	0,00%	29 277	0,00%
	NESTLE SOUTH AFRICA (PTY) LTD	R	29 105	0,00%	29 105	0,00%
	MACHINE TOOL REFABRICATION & SALES	R	28 896	0,00%	28 896	0,00%
	TURNKEY HYDRAULICS NATAL C.C.	R	28 658	0,00%	28 658	0,00%
	ZULULAND FILTERS	R	28 428	0,00%	28 428	0,00%
	ACTOM ELECTRICAL MACHINES	R	28 407	0,00%	28 407	0,00%
	FIRST TECHNOLOGY (PTY) LTD	R	28 295	0,00%	28 295	0,00%
	SHAKILES PACKAGING	R	27 598	0,00%	27 598	0,00%
	RITCHIE MOTORS (ZULULAND) (PTY) LTD	R	27 138	0,00%	27 138	0,00%
	CIMEX SPARES CC	R	27 011	0,00%	27 011	0,00%
	CAFE BLACK AND WHITE PTY LTD	R	26 659	0,00%	26 659	0,00%
	WICOR ENGINEERING SUPPLIES	R	26 542	0,00%	26 542	0,00%
	SHARE SCHEME ADMINISTRATION	R	26 433	0,00%	26 433	0,00%
	JIP VERVOER BK	R	26 197	0,00%	26 197	0,00%
	BIDFOOD (PTY) LTD - WC	R	26 134	0,00%	26 134	0,00%
	VALVEMECH (PTY) LTD	R	26 042	0,00%	26 042	0,00%
	BIDFOOD (PTY) LTD - GP	R	25 988	0,00%	25 988	0,00%
	DEVLAND IMPUPHU WHOLESALE	R	25 321	0,00%	25 321	0,00%
	AQUAZANIA (PTY) LTD	R	25 057	0,00%	25 057	0,00%
	PUREAU FRESH WATER CO. (PTY) LTD	R	25 057	0,00%	25 057	0,00%
	PROCESS VALVE CORPORATION CC	R	25 039	0,00%	25 039	0,00%
	RESPONSE LAB CC	R	24 630	0,00%	24 630	0,00%
	PROTEA ELECTRONICS PTY LTD	R	24 472	0,00%	24 472	0,00%
	FRANKLIN SA (PTY)LTD	R	24 232	0,00%	24 232	0,00%
	N I C INSTRUMENTS & NATAL. CC	R	23 975	0,00%	23 975	0,00%
	KEY CONSTRUCTION TRAINING	R	23 850	0,00%	23 850	0,00%
	LOADTECH PTY LTD	R	23 850	0,00%	23 850	0,00%
	LIME PHOTO	R	22 676	0,00%	22 676	0,00%
	MAGNACORP 320 CC	R	21 962	0,00%	21 962	0,00%
	TECHNOPARK AUTOMATION & CONTROL (PT	R	21 729	0,00%	21 729	0,00%
	C I PETROW CHEMICALS (PTY) LTD	R	21 275	0,00%	21 275	0,00%
	S.E.C. ELECTRICAL CC	R	21 178	0,00%	21 178	0,00%
	VALVET AND GREENS PTY	R	21 000	0,00%	21 000	0,00%
	CITY OF UMHLATHUZE Municipality	R	20 885	0,00%	20 885	0,00%
	EZRA ELECTRICAL	R	20 700	0,00%	20 700	0,00%
	C R VISSER TRANSPORT	R	20 528	0,00%	20 528	0,00%
	FEROBRAKE STANGER	R	20 470	0,00%	20 470	0,00%
	JOHANNESBURG VALVE & FITTING CO (PT	R	20 383	0,00%	20 383	0,00%
	HAIKS MOWER & CHAINSAW CENT. CC	R	20 363	0,00%	20 363	0,00%
	DGM COACH TOURS CC	R	20 000	0,00%	20 000	0,00%
	PLUMBUNK KWAZULU (PTY) LTD	R	19 909	0,00%	19 909	0,00%
	SA HEAT EXCHANGE	R	19 870	0,00%	19 870	0,00%
	RICHARDS BAY TYRES - ENSELENI	R	19 789	0,00%	19 789	0,00%

CREDITORS TYPE	CREDITORS NAME/GROUP	CREDITOR LISTING AT 30 SEPTEMBER 2023	VOTING INTEREST CLAIM AMOUNT (EXCL PCF)	VOTING INTEREST % (EXCL PCF)	VOTING INTEREST CLAIM AMOUNT (INCL PCF)	VOTING INTEREST % (INCL PCF)
	BIDFOOD (PTY) LTD - E/L	R 19 705	R 19 705	0,00%	R 19 705	0,00%
	H R CONCEPTS CC	R 19 608	R 19 608	0,00%	R 19 608	0,00%
	PNEUMATIC-ELEC.CONT.SYS. (PTY) LTD	R 19 240	R 19 240	0,00%	R 19 240	0,00%
	BURKERT CONTROMATIC (PTY) LTD	R 19 118	R 19 118	0,00%	R 19 118	0,00%
	YOYO SA SERVICES PTY LTD	R 18 906	R 18 906	0,00%	R 18 906	0,00%
	KUTHULA REWIND CC	R 18 715	R 18 715	0,00%	R 18 715	0,00%
	INTEGRATED SURVEILLANCE SERVICES CC	R 18 693	R 18 693	0,00%	R 18 693	0,00%
	MAKRO LOGISTICS	R 18 595	R 18 595	0,00%	R 18 595	0,00%
	IOUBE SAFETY	R 18 567	R 18 567	0,00%	R 18 567	0,00%
	TEMPERATURE MANAGEMENT SYSTEMS	R 18 340	R 18 340	0,00%	R 18 340	0,00%
	SWARTLAND LOGISTICS	R 18 064	R 18 064	0,00%	R 18 064	0,00%
	LONSPFARE KZN (PTY)LTD	R 17 840	R 17 840	0,00%	R 17 840	0,00%
	APEX MARKETING SOLUTIONS	R 17 746	R 17 746	0,00%	R 17 746	0,00%
	HAGGIE DISTRIBUTION	R 17 583	R 17 583	0,00%	R 17 583	0,00%
	LASEC SA (PTY) LTD	R 17 374	R 17 374	0,00%	R 17 374	0,00%
	HWY ENGINEERING (PTY) LTD	R 17 250	R 17 250	0,00%	R 17 250	0,00%
	NEBUER CONSULTING INTERNATIONAL (PT SA INTERBREED JUDGES ASSOCIATION	R 17 250	R 17 250	0,00%	R 17 250	0,00%
	RT INDUSTRIAL SUPPLIES & HARDWARE C	R 17 193	R 17 193	0,00%	R 17 193	0,00%
	DRS DU BUISSON, KRAMERSWART,BOUWER	R 17 190	R 17 190	0,00%	R 17 190	0,00%
	COLCO ENGINEERING CC	R 17 095	R 17 095	0,00%	R 17 095	0,00%
	PHAMBILI INTERFACE (PTY) LTD	R 16 897	R 16 897	0,00%	R 16 897	0,00%
	PURE AIR	R 16 550	R 16 550	0,00%	R 16 550	0,00%
	LITHOTECH SALES KWAZULU NATAL (PTY)	R 16 186	R 16 186	0,00%	R 16 186	0,00%
	NAL-VIK CHEMICALS ENTERPRISES CC	R 16 100	R 16 100	0,00%	R 16 100	0,00%
	B A PACKAGING CC	R 16 087	R 16 087	0,00%	R 16 087	0,00%
	ELECTRICAL SUPPLIES CORPORATION	R 16 074	R 16 074	0,00%	R 16 074	0,00%
	DOCLAM CC	R 15 936	R 15 936	0,00%	R 15 936	0,00%
	INDUSTRIAL BRAKE SUPPLIES	R 15 883	R 15 883	0,00%	R 15 883	0,00%
	FW KLINGENBERG (PTY) LTD	R 15 875	R 15 875	0,00%	R 15 875	0,00%
	VODACOM SERVICE PROVIDER	R 15 828	R 15 828	0,00%	R 15 828	0,00%
	BIDDULPHS REMOVALS AND STORAGE	R 15 709	R 15 709	0,00%	R 15 709	0,00%
	SEBELE MV PRODUCTION PTY LTD	R 15 671	R 15 671	0,00%	R 15 671	0,00%
	KZN BEARINGS & INDUSTRIAL SUPPLY CC	R 15 525	R 15 525	0,00%	R 15 525	0,00%
	FLOCARE (PTY) LTD	R 15 396	R 15 396	0,00%	R 15 396	0,00%
	IN-SITE SOLUTIONS	R 15 180	R 15 180	0,00%	R 15 180	0,00%
	ZULCHEM INDUS.SUPPL.& SERVICES	R 15 180	R 15 180	0,00%	R 15 180	0,00%
	RAUTENBACH AERIAL SPRAYING (PTY) LT	R 15 082	R 15 082	0,00%	R 15 082	0,00%
	WURTH SA (PTY) LTD	R 15 041	R 15 041	0,00%	R 15 041	0,00%
	ARMATURE WINDING SERVICES CC	R 15 000	R 15 000	0,00%	R 15 000	0,00%
	CLEAN CORE RADIATORS CC	R 14 766	R 14 766	0,00%	R 14 766	0,00%
	OMNI COMMUNICATIONS (PTY) LTD	R 14 760	R 14 760	0,00%	R 14 760	0,00%
	MICHAEL GEORGIADIS	R 14 605	R 14 605	0,00%	R 14 605	0,00%
	HI-TAP BOLT & NUT CC	R 14 432	R 14 432	0,00%	R 14 432	0,00%
	EVOLTECH	R 14 375	R 14 375	0,00%	R 14 375	0,00%
	PHOENIX CONTACT (PTY) LTD	R 14 259	R 14 259	0,00%	R 14 259	0,00%
	INTROSTAT (PTY) LTD	R 14 102	R 14 102	0,00%	R 14 102	0,00%
	SPAR SOUTH RAND - SSBUI/C	R 13 775	R 13 775	0,00%	R 13 775	0,00%
	SPENCER HOLLEY AGRONOMIC SERVICES	R 13 702	R 13 702	0,00%	R 13 702	0,00%
	BUREAU VERITAS INSPECTORATE LABORAT	R 13 538	R 13 538	0,00%	R 13 538	0,00%
	SEALTEC-RICHARDS BAY	R 13 424	R 13 424	0,00%	R 13 424	0,00%
	STRONG ADVERTISING	R 13 300	R 13 300	0,00%	R 13 300	0,00%
	METRACLARK (PTY) LTD	R 12 874	R 12 874	0,00%	R 12 874	0,00%
	HEGUNE SUPPLIERS PTY LTD	R 12 667	R 12 667	0,00%	R 12 667	0,00%
	SIVA'S PLUMBER CC	R 12 500	R 12 500	0,00%	R 12 500	0,00%
	ELLIS PARK BUTCHERY PTY LTD	R 12 464	R 12 464	0,00%	R 12 464	0,00%
	JOHNMFANISENI KHUMALO	R 12 466	R 12 466	0,00%	R 12 466	0,00%
	ANGLO ALLIED ENGINEERINGPTYLTD	R 12 394	R 12 394	0,00%	R 12 394	0,00%
	ELEMENT ANALYTICS PTY LTD	R 12 173	R 12 173	0,00%	R 12 173	0,00%
	NON-FERROUS METAL WORKS SA (PTY) LT	R 12 127	R 12 127	0,00%	R 12 127	0,00%
	DEMS (PTY)LTD	R 12 108	R 12 108	0,00%	R 12 108	0,00%
	BRN COMMUNICATIONS PTY LTD	R 12 075	R 12 075	0,00%	R 12 075	0,00%
	TIGER PUMPS & PIPING	R 12 043	R 12 043	0,00%	R 12 043	0,00%
	DETECTION TECHNIQUES PTY LTD	R 11 868	R 11 868	0,00%	R 11 868	0,00%
	Phonezone	R 11 542	R 11 542	0,00%	R 11 542	0,00%
	OCCUTECH CC	R 11 500	R 11 500	0,00%	R 11 500	0,00%
	CARTRACK (PTY) LTD	R 11 423	R 11 423	0,00%	R 11 423	0,00%
	CENTRAL MAIL AND MESSENGER SERVICE	R 11 301	R 11 301	0,00%	R 11 301	0,00%
	SPAR SOUTH RAND D.C. (S14	R 11 081	R 11 081	0,00%	R 11 081	0,00%
	Q SYSTEMS	R 10 962	R 10 962	0,00%	R 10 962	0,00%
	MERINO SA	R 10 925	R 10 925	0,00%	R 10 925	0,00%
	HEATING ELEMENTS & CONTROL CC	R 10 914	R 10 914	0,00%	R 10 914	0,00%
	ALTEXE 419 (PTY) LTD	R 10 580	R 10 580	0,00%	R 10 580	0,00%
	CSIR / WNNR BIO / CHEMTEK	R 10 580	R 10 580	0,00%	R 10 580	0,00%
	BRITEHOUSE MOBILITY PTY LTD	R 10 559	R 10 559	0,00%	R 10 559	0,00%
	RADIOTEC	R 10 557	R 10 557	0,00%	R 10 557	0,00%
	AVLOCK INTERNATIONAL FASTENING SYST	R 10 523	R 10 523	0,00%	R 10 523	0,00%
	PHARMED PHARMACEUTICALS LTD	R 10 482	R 10 482	0,00%	R 10 482	0,00%
	IABFK	R 10 436	R 10 436	0,00%	R 10 436	0,00%
	FAAB CONSULTING CC	R 10 350	R 10 350	0,00%	R 10 350	0,00%
	MOOG GMBH INCORPORATED	R 10 164	R 10 164	0,00%	R 10 164	0,00%
	ABACUS AUTOMATION CC	R 10 063	R 10 063	0,00%	R 10 063	0,00%
	BERGVILLE FARMERS ASSOCIATION	R 10 000	R 10 000	0,00%	R 10 000	0,00%
	PSA AFRICA (PTY) LTD	R 9 919	R 9 919	0,00%	R 9 919	0,00%
	INTERTEK TESTING SERVICES SA (PTY)	R 9 911	R 9 911	0,00%	R 9 911	0,00%
	SAGATRONIC CC	R 9 631	R 9 631	0,00%	R 9 631	0,00%
	SUPER WASTE RECYCLING (PTY) LTD	R 9 571	R 9 571	0,00%	R 9 571	0,00%
	R A PRINTERS	R 9 345	R 9 345	0,00%	R 9 345	0,00%
	MICROSEP	R 9 321	R 9 321	0,00%	R 9 321	0,00%
	P B POLYURETHANE PRODUCTS	R 9 315	R 9 315	0,00%	R 9 315	0,00%
	DST AGENCIES CC	R 9 200	R 9 200	0,00%	R 9 200	0,00%
	NES DIESEL FUEL INJECTION AND TURBO	R 9 200	R 9 200	0,00%	R 9 200	0,00%
	ALCOCKS PEST CONTROL (PTY)LTD	R 9 138	R 9 138	0,00%	R 9 138	0,00%
	NORTH SAFETY PRODUCTS AFRICA (PTY)	R 9 090	R 9 090	0,00%	R 9 090	0,00%
	SIZONKE TRADING RICHARDS BAY (PTY)	R 9 039	R 9 039	0,00%	R 9 039	0,00%
	HALEY & CO (PTY) LTD	R 8 999	R 8 999	0,00%	R 8 999	0,00%
	CAPITAL RESEARCH DISTRIBUTORS PTY L	R 8 970	R 8 970	0,00%	R 8 970	0,00%
	ENFORCE ELECTRONICS (PTY) LTD	R 8 815	R 8 815	0,00%	R 8 815	0,00%
	CANNON SOUTH AFRICA (PTY) LTD	R 8 452	R 8 452	0,00%	R 8 452	0,00%
	NORTH COAST STEEL CC	R 8 280	R 8 280	0,00%	R 8 280	0,00%
	STEEL PROFILING LINER PLATES CC	R 8 125	R 8 125	0,00%	R 8 125	0,00%
	MHLATUZE INDUSTRIAL SUPPLIERS & SER	R 8 118	R 8 118	0,00%	R 8 118	0,00%
	BIDVEST FOODSERVICE MULTI-TEMP	R 7 581	R 7 581	0,00%	R 7 581	0,00%
	CHINCO FIRESIDE TREATMENT CC	R 7 482	R 7 482	0,00%	R 7 482	0,00%
	CHIPKINS PURATOS (PTY) LTD	R 7 468	R 7 468	0,00%	R 7 468	0,00%
	BEAUFORT WEST MEAT SUPPLIERS	R 7 159	R 7 159	0,00%	R 7 159	0,00%
	IMPACT MANAGEMENT SERVICES	R 7 150	R 7 150	0,00%	R 7 150	0,00%
	NRB PIPING SYSTEMS	R 7 076	R 7 076	0,00%	R 7 076	0,00%
	D J THERMAL ENG. CC	R 7 067	R 7 067	0,00%	R 7 067	0,00%
	IMPLO PATHOLOGIST LABORATORIES PTY	R 6 975	R 6 975	0,00%	R 6 975	0,00%
	IRRICON (PTY) LTD	R 6 935	R 6 935	0,00%	R 6 935	0,00%
	BITEK INDUSTRIES (PTY) LTD	R 6 900	R 6 900	0,00%	R 6 900	0,00%
	SHARP ELECTRONICS SA (PTY) LTD (SEARTEC)	R 6 858	R 6 858	0,00%	R 6 858	0,00%
	South African Revenue Services-ITA8	R 6 482	R 6 482	0,00%	R 6 482	0,00%
	PLUSIX COMMUNICATIONS PTY LTD	R 6 474	R 6 474	0,00%	R 6 474	0,00%
	PROFILE DATA	R 6 439	R 6 439	0,00%	R 6 439	0,00%
	AVAID PTY LTD	R 6 325	R 6 325	0,00%	R 6 325	0,00%
	SHRED-IT SOUTH AFRICA PTY LTD	R 6 199	R 6 199	0,00%	R 6 199	0,00%
	DELL COMPUTER (PTY) LTD	R 5 951	R 5 951	0,00%	R 5 951	0,00%
	ELITE RADIATORS AIRBANKS & CLUTCHE	R 5 750	R 5 750	0,00%	R 5 750	0,00%
	SWIFT LIVESTOCK PTY LTD	R 5 750	R 5 750	0,00%	R 5 750	0,00%

CREDITORS TYPE	CREDITORS NAME/GROUP	CREDITOR LISTING AT 30 SEPTEMBER 2023	VOTING INTEREST CLAIM AMOUNT (EXCL PCF)	VOTING INTEREST % (EXCL PCF)	VOTING INTEREST CLAIM AMOUNT (INCL PCF)	VOTING INTEREST % (INCL PCF)	
	THIELE HOLDINGS PTY LTD	R	5 750	0,00%	R	5 750	0,00%
	MULTI AXLE MANUFACTURERS CC	R	5 744	0,00%	R	5 744	0,00%
	TECTRA AUTOMATION (PTY)LTD	R	5 666	0,00%	R	5 666	0,00%
	BIDFOOD (PTY) LTD - PKW	R	5 606	0,00%	R	5 606	0,00%
	ILEMBE DISTRICT MUNICIPALITY	R	5 582	0,00%	R	5 582	0,00%
	INKUNZI ENGINEERING CC	R	5 520	0,00%	R	5 520	0,00%
	B & B PLANT & EQUIPMENT	R	5 268	0,00%	R	5 268	0,00%
	BRAHMAN BEESTLERSGENOOTSKAP VAN SA	R	5 175	0,00%	R	5 175	0,00%
	BLIP RUBBER & PLASTIC SUPPLIES	R	5 152	0,00%	R	5 152	0,00%
	OK FOODS	R	5 143	0,00%	R	5 143	0,00%
	SERVWORX INTERGRATED SERVICE SOLUTI	R	5 034	0,00%	R	5 034	0,00%
	DIE HOEVELD BEESSTUDIE EDMIS BPK	R	5 000	0,00%	R	5 000	0,00%
	KZN SIMMENTALER	R	5 000	0,00%	R	5 000	0,00%
	ROOIVLEIS PRODUSENTE ORGANISASIE	R	5 000	0,00%	R	5 000	0,00%
	SA Hindu Maha Sabha	R	5 000	0,00%	R	5 000	0,00%
	LUBREQUIP NATAL (PTY) LTD	R	4 883	0,00%	R	4 883	0,00%
	KENDON LABORATORIES CC	R	4 868	0,00%	R	4 868	0,00%
	IPOOLS (PTY)LTD	R	4 770	0,00%	R	4 770	0,00%
	STEEL GRAIN LOGISTICS (PTY) LTD	R	4 608	0,00%	R	4 608	0,00%
	RELIEF VALVES & PUMP SPECIALISTS	R	4 589	0,00%	R	4 589	0,00%
	SPRINGRITE CC	R	4 567	0,00%	R	4 567	0,00%
	BIDFOOD (PTY) LTD - MP	R	4 495	0,00%	R	4 495	0,00%
	DURBAN OVERALL (PTY) LTD	R	4 452	0,00%	R	4 452	0,00%
	MR MOZZIES	R	4 382	0,00%	R	4 382	0,00%
	SA PAPER HOLDINGS	R	4 347	0,00%	R	4 347	0,00%
	BIDFOOD (PTY) LTD - FS	R	4 232	0,00%	R	4 232	0,00%
	VOLTEX BRIARDENE	R	4 225	0,00%	R	4 225	0,00%
	ELECTRICAL MANUFACTURING MARKETING	R	4 216	0,00%	R	4 216	0,00%
	AUTOGATE AUTODOOR	R	4 210	0,00%	R	4 210	0,00%
	GINTECH HOLDING (PTY)LTD	R	3 973	0,00%	R	3 973	0,00%
	PIONEER PRINT WORK CC	R	3 890	0,00%	R	3 890	0,00%
	SIGN ZONE	R	3 876	0,00%	R	3 876	0,00%
	ECOHEM PUMPS (PTY)LTD	R	3 763	0,00%	R	3 763	0,00%
	SHIELD DIV OF MASSMART W/	R	3 608	0,00%	R	3 608	0,00%
	Wise Barcodes	R	3 490	0,00%	R	3 490	0,00%
	AVIPHARM KZN (PTY) LTD	R	3 461	0,00%	R	3 461	0,00%
	BIDVEST PAPERPLUS PTY LTD	R	3 450	0,00%	R	3 450	0,00%
	FORMS MEDIA INDEPENDENT CC	R	3 429	0,00%	R	3 429	0,00%
	KAMEE TEK	R	3 379	0,00%	R	3 379	0,00%
	DRAGER SA (PTY) LTD	R	3 324	0,00%	R	3 324	0,00%
	DURBAN CHAMBER OF COMMERCE	R	3 250	0,00%	R	3 250	0,00%
	DATALIN CONSULTANTS CC	R	3 220	0,00%	R	3 220	0,00%
	AC/DC DYNAMICS	R	3 130	0,00%	R	3 130	0,00%
	OLDS SERVICES	R	3 000	0,00%	R	3 000	0,00%
	AMJ ELECTRICAL CC	R	2 941	0,00%	R	2 941	0,00%
	COMPASS WASTE SERVICES CC	R	2 895	0,00%	R	2 895	0,00%
	YALLIP HARVESTERS	R	2 875	0,00%	R	2 875	0,00%
	M.K.V. ENGINEERING SERVICES CC	R	2 818	0,00%	R	2 818	0,00%
	ALPHA ALERT	R	2 722	0,00%	R	2 722	0,00%
	SIZAMANI INDUSTRIAL SUPPLIES	R	2 659	0,00%	R	2 659	0,00%
	GR GOLDEN SEWER REMOVALS	R	2 645	0,00%	R	2 645	0,00%
	ANDY'S AUTO ELECTRICAL CC	R	2 600	0,00%	R	2 600	0,00%
	CYCLONE CHEMICALS CC	R	2 588	0,00%	R	2 588	0,00%
	BIDFOOD (PTY) LTD - DURBA	R	2 393	0,00%	R	2 393	0,00%
	BBS BALLITO	R	2 367	0,00%	R	2 367	0,00%
	POLAR INDUSTRIES	R	2 285	0,00%	R	2 285	0,00%
	SAMCO PUMPS	R	2 277	0,00%	R	2 277	0,00%
	FLOWERS ON KENSINGTON	R	2 080	0,00%	R	2 080	0,00%
	COLLABORATIVE IT SOLUTIONS (PTY)	R	2 072	0,00%	R	2 072	0,00%
	EASY SKIPS BALLITO	R	2 040	0,00%	R	2 040	0,00%
	UNIQUE HYDRAULICS	R	2 013	0,00%	R	2 013	0,00%
	CIRO	R	1 927	0,00%	R	1 927	0,00%
	KARCHER (PTY) LTD	R	1 924	0,00%	R	1 924	0,00%
	ARB ELECTRICAL WHOLESALERS (PTY) LT	R	1 909	0,00%	R	1 909	0,00%
	CARMAN PANELBEATERS	R	1 895	0,00%	R	1 895	0,00%
	RIDE HIGH WITH YAMAHA	R	1 890	0,00%	R	1 890	0,00%
	BAYKOM SYSTEMS C.C	R	1 760	0,00%	R	1 760	0,00%
	FELIXTON COUNTRY CLUB	R	1 754	0,00%	R	1 754	0,00%
	DR G H BRINK	R	1 742	0,00%	R	1 742	0,00%
	TELEGENIX TRADING 429 CC	R	1 706	0,00%	R	1 706	0,00%
	AQUACODL REFRIGERATION CC	R	1 627	0,00%	R	1 627	0,00%
	SILO ADD OF SKU PTY	R	1 584	0,00%	R	1 584	0,00%
	TOOLS R US	R	1 518	0,00%	R	1 518	0,00%
	OK FOODS FRANCHISE NORTHE	R	1 514	0,00%	R	1 514	0,00%
	BHEEM'S HIRING SERVICE AND CATERING	R	1 494	0,00%	R	1 494	0,00%
	ROSS CALIBRATION SERVICES	R	1 426	0,00%	R	1 426	0,00%
	S AND P INVESTMENTS AND CONSULTANTS	R	1 269	0,00%	R	1 269	0,00%
	ZULULAND CANVAS CO	R	1 243	0,00%	R	1 243	0,00%
	ALCO-SAFE (PTY) LTD	R	1 241	0,00%	R	1 241	0,00%
	SHARENET	R	1 085	0,00%	R	1 085	0,00%
	BINDINDUSTRIAL SERVICES CC	R	1 035	0,00%	R	1 035	0,00%
	COASTAL AUTO ELECTRICAL CC	R	936	0,00%	R	936	0,00%
	G.FOX & CO	R	656	0,00%	R	656	0,00%
	KINGHORN BRUSHWARE (PTY) LTD	R	620	0,00%	R	620	0,00%
	MCNAUGHTANS (EMPANGENI)	R	620	0,00%	R	620	0,00%
	LABORATORY SUPPLIES CO	R	518	0,00%	R	518	0,00%
	DAWSON BEE REMOVALS	R	518	0,00%	R	518	0,00%
	FLEUR FLORIST	R	500	0,00%	R	500	0,00%
	SPEED SERVICES COURIERS	R	362	0,00%	R	362	0,00%
	COUPON CLEARING BUREAU	R	355	0,00%	R	355	0,00%
	UNITRADE	R	296	0,00%	R	296	0,00%
	GARYSUN	R	265	0,00%	R	265	0,00%
	SHOPRITE	R	96	0,00%	R	96	0,00%
Independent Unsecured Creditors Total		R	2 613 104 142		R	2 613 104 142	20,01%
	TONGAAT HULETT ACUCAR LIMITADA	R	149 630 735	0,54%	R	149 630 735	1,15%
	THE TONGAAT GROUP LIMITED	R	58 523 018	0,22%	R	58 523 018	0,45%
	MOUNT EDGEcombe ESTATES PROPRIETARY LIMITED	R	20 750 686	0,19%	R	20 750 686	0,16%
	TONGAAT HULETT DEVELOPMENTS PROPRIETARY LIMITED - MAIDSTONE WATERWORKS	R	3 106 922	0,03%	R	3 106 922	0,02%
	THE NATAL ESTATES LIMITED	R	5 633 272	0,05%	R	5 633 272	0,04%
	TRIANGLE LIMITED	R	2 489 531	0,02%	R	2 489 531	0,02%
	TONGAAT HULETT (BOTSWANA) PROPRIETARY LIMITED	R	1 852 544	0,02%	R	1 852 544	0,01%
	TONGAAT HULETT SUGAR MILLS AND ESTATES LIMITED	R	1 175 000	0,01%	R	1 175 000	0,01%
	TONGAAT HULETT ACUCAREIRA DE MOCAMBIQUE, SA	R	1 166 600	0,01%	R	1 166 600	0,01%
	HULETT REFINERIES LIMITED	R	1 000 000	0,01%	R	1 000 000	0,01%
	VOERMOL FEEDS PROPRIETARY LIMITED	R	800 000	0,01%	R	800 000	0,01%
	TONGAAT HULETT DEVELOPMENTS PROPRIETARY LIMITED	R	629 876	0,01%	R	629 876	0,00%
	DEVILLE ESTATES LIMITED	R	300 000	0,00%	R	300 000	0,00%
	TONGAAT HULETT ACUCAREIRA DE XINAVANE, SA	R	143 234	0,00%	R	143 234	0,00%
	HIPPO VALLEY ESTATES LIMITED	R	127 523	0,00%	R	127 523	0,00%
	TONGAAT HULETT SUGAR SOUTH AFRICA LIMITED	R	100	0,00%	R	100	0,00%
	SUKUMANI DEVELOPMENT COMPANY PROPRIETARY LIMITED	R	10	0,00%	R	10	0,00%
	BEXTRANS *Claim submitted against Voermol Pty Ltd, no vote in THL	R	-	0,00%	R	-	0,00%
Non-Independent Unsecured Creditors Total		R	247 329 051	2,27%	R	247 329 051	1,89%
GRAND TOTAL			13 058 643 164	100,00%		13 058 643 164	100,00%

ANNEXURE B- EVENTS WHICH LED TO THE COMPANY COMMENCING
BUSINESS RESCUE

(DIRECTORS STATEMENT ATTACHED SEPARATELY BELOW)

SWORN STATEMENT

I, the undersigned,

JOHN GAVIN HUDSON

(Identity Number: 700818524082)

do hereby state as follows –

- 1 I am a director of TONGAAT HULETT LIMITED (REGISTRATION NUMBER: 1892/000610/06) ("**Company**"), a company listed on the JSE Limited stock exchange, with its registered address at Amanzimnyama Hill Road, Tongaat, KwaZulu Natal, 4400, and principal place of business at Amanzimnyama Hill Rd, Tongaat, KwaZulu Natal, 4400.
- 2 I am duly authorised to depose to this sworn statement on behalf of the Company.
- 3 This Sworn Statement is made by me on behalf of the Company to support the commencement of business rescue proceedings ("**Business Rescue**") in terms of Section 129 of the Companies Act 71 of 2008 ("**Act**").
- 4 With this Sworn Statement, I intend to provide the relevant information that was presented to the Company's board of directors and is required in order to demonstrate that the Company should be placed in Business Rescue.
- 5 The information contained in this Sworn Statement and the opinions expressed in the Sworn Statement relate to the financial difficulties of the Company and how the Company can –
 - 5.1 be rescued and continue as a going concern as an alternative to liquidation; or
 - 5.2 pay a higher dividend to its creditors than that which would become payable to creditors if the Company were to be liquidated.

BACKGROUND

- 6 The extent of the challenges faced by the Company, and its current strained financial position, are well publicised and arose from years of high and increasing debt levels,

financial misstatements and historic mismanagement. These factors have resulted in the loss of significant value for the Company's shareholders and other stakeholders.

7 By way of background, the Company is a leading agri-business with a 130 year history and a strong socio-economic legacy in Southern Africa. It has operations in South Africa, Zimbabwe, Mozambique and Botswana.

8 Across Southern Africa, the Company's operations are of significant scale geographically, economically, and socially, as set out below:

8.1 the Company's 14 production facilities have the capacity to crush 12.7 million tons of sugarcane (5.8 million tons provided by third-party growers) to produce 1.5 million tons of raw sugar, 750 000 tons of refined sugar, 400 000 tons of animal feed and 40 million litres of ethanol; and

8.2 at the peak of the sugar season, the Company's operations employ more than 23 000 people, create more than 185 000 employment opportunities and provide a livelihood to more than 21 000 farmers (many of whom are small-scale growers).

9 Specifically in South Africa, the profile of the Company's South African sugar operation, property business and corporate office is set out below:

9.1 the Company's operations are located in the KwaZulu-Natal province in the districts of Ethekwini, Zululand, Umkhanyakude, King Cetshwayo (formerly Uthungulu), and iLembe;

9.2 the Company's trading activities during the 2022 financial year generated revenue of c.R7.04 billion of which R6.92 billion arose from the South African sugar operation and R120 million from the sale of developable land by the property business;

9.3 the Company has 5 production facilities with the capacity to crush 5.45 million tons of sugarcane to produce 600 000 tons of raw sugar, 600 000 tons of refined sugar (c.50% of the total South African sugar industry's capacity) and 400 000 tons of animal feed;

9.4 the Company's ongoing agriculture activities span 13 200 hectares and as such it owns a substantial and valuable land portfolio, of which some 9 600 hectares are

considered developable and located within the primary growth corridors of KwaZulu Natal;

9.5 the Company sources c.43% of its sugarcane from independent farmers, over 15 000 of which are small-scale farmers and co-operatives, and its transformational partnership with Uzinzo Sugar Farming has established the largest black grower in the South African sugar industry;

9.6 a total of c.2 500 people are employed by the Company, with a further c.23 000 indirect employment opportunities created within South Africa. The communities in which the Company operates not only benefit from employment opportunities, but also the company's socio-economic development initiatives and investments; and

9.7 as identified in an independent assessment of the Company's economic footprint, it has been estimated that arising from the Company's trading activities during the 2021 financial year, an additional c.R28.8 billion of output was produced within the South African economy, contributing c.R11.0 billion to the GDP of the country (based on direct, indirect and induced impacts).

STRATEGIC AND FINANCIAL REVIEW

10 Over the four year period from April 2014 to March 2018, the Company's published audited separate annual financial statements reflected that its net debt had increased by c.R4.14 billion from R4.80 billion to R8.94 billion being the net result of the cumulative cash flows set out in the following table:

Cash Flow Items	Inflow / (Outflow) R millions
Operating cash flows	5 759
Investment in capital expenditure (net of disposal proceeds)	(2 889)
Finance costs	(3 149)
Funding of group companies	(1 855)
Dividends to shareholders	(1 621)
Other (share incentives, tax, etc)	(385)
Amount funded by increased debt	4 140

- 11 At 31 March 2018, the Company's lenders (on a bilateral basis) had advanced debt facilities totalling c.R12.7 billion (including trade finance related to the purchase of maize of R930 million) based on *inter alia* their reliance on the audited annual financial statements.
- 12 During 2018, when the Company began to report lower profitability and increasing debt levels publicly, the financial difficulties experienced by the Company became apparent. As a result of these financial difficulties, the Company faced pressure on both the headroom on its debt facilities and the financial covenant ratios contained in the various facility agreements.
- 13 In February 2019, the Company's newly appointed management initiated a strategic and financial review of its operations with a view to stabilise the business, address the high and increasing debt levels, and set the path toward acceptable returns for stakeholders. Concurrently, the Company commenced discussions with each of its lenders with respect to concluding a standstill arrangement. Following these discussions, the Company's lenders organised themselves into a lender working group ("**the South African lender group**").
- 14 During the course of 2019, concerns were raised on the appropriateness of the Company's accounting policies, the application thereof, and its accounting practices, which resulted in the financial review escalating into a forensic investigation that uncovered accounting misstatements and irregularities. The key themes of these accounting misstatements and irregularities can be broadly described as follows:
 - 14.1 revenue from sales transactions was recognised too early;
 - 14.2 certain financing transactions were misrepresented as revenue;
 - 14.3 operating expenses and losses were capitalised as if they were assets with a useful life;
 - 14.4 infrastructure obligations were either not recorded or understated;
 - 14.5 sugarcane assets were overvalued; and
 - 14.6 impairments of assets were never assessed or recorded.

- 15 As such, on 31 May 2019, the Company announced that its historical financial statements had to be restated and that reliance could no longer be placed on the financial information contained in its 2018 consolidated and separate annual financial statements.
- 16 In December 2019, the Company released its 2019 annual financial statements, including restated comparative financial information. The cumulative restatement of the Company's historical consolidated and separate financial statements resulted in a reduction in shareholders' equity of R11.0 billion and R8.29 billion respectively.
- 17 The 2019 annual financial statements also reflected that the Company's net debt as at 31 March 2018 had been restated to R10.25 billion compared to the R8.94 billion originally published, an increase of R1.31 billion.
- 18 At 31 March 2019, the Company's net debt had reduced to R9.87 billion having benefitted from the repayment of an intergroup loan owing to the Company by the Mozambique operation. However, the corresponding increase in the external debt of the Mozambique operation meant it too encountered financial difficulties and had to enter into a debt standstill agreement with its lenders and restructure its own in-country debt facilities.

DEBT RESTRUCTURE AND COVID-19 PANDEMIC

- 19 On 9 December 2019, the Company and the South African lender group concluded a restructure of its debt facilities to provide funding until 31 March 2021. The facilities totalled R12.2 billion (including seasonal facilities) and comprised the following:
 - 19.1 Senior Facility A of R9.1 billion which required the Company to conclude sufficient transactions in line with various debt reduction milestones to repay an amount of R8.1 billion before 31 March 2021. The R8.1 billion represented the portion of the debt that was considered to be in excess of what the Company could sustain from its trading activities;
 - 19.2 Senior Facility B of R2.2 billion and overdraft facilities totalling R300 million which were to fund the Company's working capital requirements;
 - 19.3 Senior Facility C of R553 million which was a seasonal facility to support working capital requirements over the peak of the milling season; and

19.4 Senior Facility D of R47 million which was a seasonal facility to support various funding requirements over the peak of the milling season.

20 In order to deliver on its commitment to repay the R8.1 billion of excess debt, the Company initiated multiple transaction workstreams and engaged extensively with interested parties concerning the following:

20.1 raising of equity capital through a rights offer or similar share issue;

20.2 disposal of an equity share in the South African sugar operation ('MillCo');

20.3 disposal of an equity share in the property portfolio ('PropCo');

20.4 disposal of the starch and glucose operation; and

20.5 disposal of the African sugar operations.

21 Despite good progress with its debt reduction obligations, the efforts were significantly hampered during 2020 and 2021 by the COVID-19 pandemic and various other factors summarised below:

21.1 DELAY IN CONCLUDING THE STARCH DISPOSAL – As a result of the COVID-19 pandemic, the purchaser of the starch and glucose operation claimed that a material adverse change had occurred in the financial performance of the business. A dispute of the facts followed which resulted in additional costs being incurred to successfully defend the claim. The closure of the transaction was delayed by some six months, resulting in additional interest being incurred.

21.2 SUGAR MILL MAINTENANCE AND CAPITAL EXPENDITURE – Although the published annual financial statements suggested otherwise, under the Company's previous management, the South African sugar operation's milling and refining assets suffered from neglected asset care practices with a lack of maintenance and minimal capital reinvestment. While the South African sugar operation was classified as an essential service and was able to operate during COVID-19, the initial lockdown period disrupted both the supply chains that supported critical maintenance

programmes and the completion of capital projects necessary to support the turnaround of the business.

- 21.3 'MILLCO' TRANSACTION NOT CONCLUDED – The 'MillCo' transaction sought to dispose of an equity share in the South African sugar operation to farmers with the combined objective of reducing debt and providing sufficient funds to reinvest in the business. While COVID-19 delayed the due diligence processes and added to economic uncertainties, the transaction was ultimately not concluded as the parties were unable to reach agreement on the valuation of the business, the equity contribution and shareholding.
- 21.4 'PROPCO' TRANSACTION NOT CONCLUDED – The 'PropCo' transaction sought to secure a strategic equity partner to help develop the Company's land portfolio. The dual objective of the transaction was to reduce debt and provide sufficient funding to invest in the infrastructure necessary to unlock the land's developable value. The potential investor's due diligence process was initially delayed by the COVID-19 pandemic. The impact of the pandemic contributed to the investor reassessing its position on investing in land with long-term returns and changing its strategy to rather invest in short-term cash generating assets. The transaction was not concluded.
- 21.5 DEPRESSED PROPERTY MARKET – The property business was negatively impacted by the change in market sentiment, demand and prices of property caused by the COVID-19 pandemic. The market is yet to recover to pre-pandemic levels.
- 21.6 RESTRUCTURING COSTS – The Company has incurred significant cost in respect of the forensic investigations, business restructuring and rightsizing costs, transaction costs in respect of asset disposals (i.e. advisors, legal, regulatory) and various debt restructuring initiatives.
- 21.7 AUDIT FEES – The Company had to incur costs to restate its annual financial statements. In addition, the fees for each subsequent audit has attracted a significant audit risk premium associated.
- 22 In November 2020, and in response to the delays in finalising the debt reduction transactions described above, the South African lender group agreed to an extension of its debt facilities from 31 March 2021 to 30 September 2021. This extended the debt reduction

milestones and allowed the Company sufficient time to progress a refinance of its remaining debt of c.R6.4 billion. Work on this refinance commenced in February 2021.

23 By 31 March 2021, the Company had concluded debt reduction transactions totalling R6.57 billion (excluding a further R507 million reduction in specific maize financing facilities that arose after the disposal of the starch and glucose operation) comprising:

- 23.1 the disposal of its starch and glucose operation (R5.16 billion);
- 23.2 the dissolution of its Tongaat Hulett Defined Benefit Pension Fund (R512 million);
- 23.3 the disposal of its shares in the sugarcane estate in Eswatini (R413 million);
- 23.4 the disposal of 9 properties comprising farms and developable land (R223 million);
- 23.5 the dissolution of its Tongaat-Hulett Pension Fund (R151 million); and
- 23.6 the disposal of its shares in Tongaat Hulett Namibia (Pty) Ltd (R111 million).

DEBT REFINANCE, SOCIAL UNREST AND DELAYED RIGHTS OFFER

24 With regards to the refinance mentioned in paragraph 22 above, a credit approved term sheet was agreed with the South African lender group and signed on 12 July 2021. The facilities would mature on 30 June 2024, and comprised the following:

- 24.1 Senior Facility A of R1.5 billion which was to be repaid from the outstanding proceeds of c.R450 million from the disposal of the starch and glucose operation that were held in escrow, as well as surplus cash flows generated by the Company, most notably dividends from the Zimbabwe operation;
- 24.2 Senior Facility B of R1.4 billion and overdraft facilities totalling R300 million which were to fund the Company's working capital requirements;
- 24.3 Senior Facility C of R2.0 billion which was to be repaid with the proceeds of an equity capital raise, and in the event that did not materialise, the disposal of the non-South African sugar assets. At the time of signing the term sheet, the Company was in

negotiations with Magister Investments Limited (“**Magister**”) for Magister to provide an underwrite of R2 billion to the equity capital raise; and

24.4 Senior Facility D of R1.2 billion which was to be repaid with the proceeds of property disposals. At the time of signing the term sheet, the Company was finalising the heads of agreement for the disposal of the long-dated residential portion of the land portfolio for c.R770 million.

25 However, in and around the negotiation and finalisation of the term sheet, the following events posed a significant impediment to the turnaround of the Company’s business:

25.1 SUGAR LOSS AT REFINERY – Operational and asset care challenges at the refinery resulted in the loss of c.27 400 tons of sugar. The financial impact of the loss to the Company was c.R369 million. Subsequently, the necessary corrective action has been taken and the refinery is currently operating normally.

25.2 SOCIAL UNREST OF JULY 2021 ON THE SOUTH AFRICAN SUGAR OPERATION – The riots negatively impacted the South African sugar operation and had a longer-term effect than just the initial ten days of unrest. While the direct loss to the business is estimated to be c.R158 million based on the loss of c.34 500 tons of sugar, the indirect costs have been far higher. The emergency shut down of the mills and refinery resulted in increased costs to carry out a “cold” restart of operations. In addition, with c.1 700 hectares of farmland under sugarcane set alight during the riots, the mills had to crush a significant volume of sugarcane that had been burnt during the riots and had degraded which caused damage to milling equipment. Overall, raw sugar production for the 2022 financial year was 463 000 tons (compared to 535 000 tons and 602 000 tons in the 2021 and 2020 financial years respectively). The related compensation from the Company’s insurance policies has not yet been received as the claims have not yet been accepted by insurers the reasons for which are under review.

25.3 SOCIAL UNREST OF JULY 2021 ON THE PROPERTY BUSINESS – In respect of the impact to the Company’s property business, the riots caused further fear and apprehension around investments into landholdings, resulting in buyers re-considering their investment decision and the cancellation of several property sales that were in progress. The municipality also shifted its focus from delivering infrastructure for new developments, to repairing damage caused by the riots, which

has stalled several sales negotiations. The final negotiations in respect of the c.R770 million property sale that was pivotal to repaying a significant portion Senior Facility D were terminated, with the riots cited as a major contributing factor.

- 26 Considering the above, and to support the business, the South African lender group agreed that the Company could retain the R450 million proceeds received from the disposal of the starch and glucose operation to support its liquidity rather than settle Senior Facility A as had been agreed in the term sheet. In response to this the quantum of the facilities in the term sheet was amended with the commitment under Senior Facility A decreasing from R1.5 billion to R1.1 billion and the commitment under Senior Facility D increasing from R1.2 billion to c.R1.7 billion.
- 27 On 17 November 2021, the Company announced a rights offer of up to R4 billion that was partially underwritten to the extent of R2 billion by Magister. The proceeds from the enlarged rights offer were intended to repay Senior Facility C as well as a substantial portion of Senior Facility D given the depressed state of the property market.
- 28 On 6 December 2021, the refinancing of the Company's debt facilities c.R6.3 billion debt was finally concluded.
- 29 On 18 January 2022, the Company's shareholders voted in favour of the resolutions necessary to proceed with a rights offer of up to R4 billion, including the waiver of the requirement for Magister to make a formal offer for all of the Company's shares in terms of the Companies Act. On 24 January 2022, the Takeover Regulation Panel ("TRP") granted the said waiver, but this was taken under review on 28 January 2022 by a consortium of shareholders. Following a hearing by the Takeover Special Committee, the TRP was asked to investigate specific concerns raised about the existence of concert parties.
- 30 On 3 June 2022, after the conclusion of the investigation, the TRP ruled that parties related to Magister (i.e. the underwriter) had dealt in the Company's shares during a prohibited period in terms of the takeover regulations, and the TRP consequently nullified the waiver it had granted previously. The TRP's ruling resulted in the Company terminating the underwriting agreement on 24 June 2022 and not being recapitalised by an expected c.R4 billion. Although Magister initially appealed the TRP ruling, their appeal was subsequently withdrawn.

LIQUIDITY SHORTFALL

- 31 While the rights offer was on hold for the regulatory processes to run their course, the Company was again faced with negative unforeseen events that placed further pressure on liquidity:
- 31.1 LOWER SUGAR SALES – In the last quarter of the 2022 financial year, there was a shift in the sales mix towards low margin bulk sugar sales to satisfy industrial demand, while cash-strapped consumers turned to “house brands” rather than the “miller brands”. The situation was made worse by an influx of these “house brands” from neighbouring Eswatini. In addition, the historical trend of a “buy-in” ahead of the inflationary price increase was muted, as customers opted to purchase additional stocks of other commodities, that were predicted to have above inflationary price increases, rather than sugar, which, based on an industry-wide commitment in line with the Sugar Masterplan, retained price increases in line with inflation.
- 31.2 FLOODING IN APRIL 2022 – Crushing capacity at the sugar mills was lost as sugarcane could not be harvested during the flooding of April 2022, and time was required to allow drying of the fields before harvesting could resume. The situation was exacerbated by additional transportation costs from the fields to the mills due to damage to the roads and railway lines. Following the resumption of sugar production, the floods had a long-lasting and negative impact on sugarcane quality which has lowered sugar production expectations for the season. The animal feeds business was also impacted as access to the by-products from sugar production, which are used in animal feed production, were not being produced by the mills. Damage to the water treatment plant and dam in Tongaat further resulted in a loss of water revenue for the Maidstone mill. In addition, damage to existing infrastructure caused by the floods, has impacted on the ability to deliver the new infrastructure necessary to support the timeous conclusion of future land sales.
- 31.3 REDUCING SUPPLIER TERMS – In June 2022, the final credit insurer that was willing to provide cover to the Company’s suppliers withdrew its support. This caused sudden and unexpected disruptions to the business, particularly the animal feeds business, while the Company renegotiated payment terms which resulted in lost sales opportunities. Generally, over recent months, supplier payment terms have been reducing and this continues to place the Company’s liquidity under pressure.

- 31.4 INCOME FROM AFRICAN SUBSIDIARIES – In the past months there have been several monetary and economic policy measures announced within Zimbabwe that have seen the pricing and cash flows of the Zimbabwe operation come under pressure. This has reduced the availability of surplus cash to support dividend and operational support fee payments from the Zimbabwe sugar operation to the Company. The repatriation of funds from Mozambique to the Company is restricted in terms of the in-country debt agreements.
- 31.5 WAR IN UKRAINE – The war between Russia and Ukraine has resulted in significant cost increases in commodities and raw materials such as coal, fertiliser and urea. With the commitment to inflation-linked sugar price increases in terms of the Sugar Masterplan, these costs increases have largely had to be absorbed by the Company.
- 32 The challenges described in paragraphs 25 and 31 above, have meant the Company's cash flow performance to 31 March 2022 was considerably worse than what had been forecast as part of the debt refinance. Consequently, a shortfall of c.R1.5 billion emerged in the Company's debt facilities available to fund the peak working capital funding requirement and to complete the 2023 financial year.
- 33 With the numerous delays and challenges described above, the turnaround initiative has taken much longer than anticipated as well as increased the overall funding requirements. These factors, together with higher interest rates associated with the Company's increased credit risk and monetary policy decisions, have resulted in finance costs of c.R2.4 billion being incurred from 1 April 2019 to 30 September 2022. To date, the South African lender group has not invoked the contractually agreed interest rate margin ratchets.

DEBT REDUCTION PLAN

- 34 From the outset, the Company's turnaround initiative was a substantial task that needed to concurrently address the high debt levels, stabilise the business operationally and resolve the accounting misstatements and irregularities. By 31 March 2022, the Company had reduced its net debt by c.39%. Despite this progress, the Company remained unable to service its residual debt, the majority (c.87%) of which is carried by the cash flows of the South African sugar operation, the property business, and dividends and operational support fees from the non-South African sugar operations.

- 35 The South African sugar operation requires a substantial reinvestment in its milling and refining assets over the next three years to compensate for a historic lack of maintenance. In addition, the proceeds from property sales are being used to settle legacy infrastructure obligations and the policy changes in Zimbabwe have reduced the certainty around future dividend income. Consequently, the Company's debt carrying capacity in South Africa is limited, and the excess debt that is unable to be serviced by the Company is currently estimated to be c.R6.3 billion. In the absence of a recapitalisation, this debt burden will continue to increase as interest accrues.
- 36 Over the past three and a half years, the South African lender group has remained supportive of the Company and has worked constructively with management.
- 37 To assist with funding the c.R1.5 billion liquidity shortfall, the South African lender group initially made the seasonal overdraft facility available earlier than anticipated in the facility agreements. Thereafter, the lenders proposed a new Borrowing Base facility of R600 million ("**Borrowing Base Facility**"), and the related agreements were concluded on 29 July 2022. The facility was initially repayable on 30 September 2022, but this was subsequently extended to 25 October 2022. The borrowing base against which this facility was made available comprises the South African sugar operation's working capital assets (namely eligible sugar inventory and eligible trade receivables).
- 38 On 23 June 2022, as part of the commitments made in terms of the Borrowing Base Facility, and after a due nomination process, the board of directors appointed a Chief Restructuring Officer, namely Mr Piers Marsden, who has been responsible for the development of a debt restructuring plan.
- 39 The debt restructuring plan considered several options, including an equity capital injection by strategic partners (based on multiple expressions of interest received from credible potential investors), and the disposal of some or all of the African operations or a combination thereof.
- 40 An initial outline of the restructuring plan was presented to the Company's board of directors on 27 July 2022, and a draft plan was presented to the South African lender group on 31 August 2022.
- 41 On 14 October 2022, the Company's board of directors approved the final restructuring plan. The restructuring plan broadly envisaged the following:

- 41.1 the disposal of the non-South African sugar operations;
- 41.2 securing a sponsor to support the capital reinvestment required by the South African sugar operation;
- 41.3 introducing a five-year debt instrument repayable through the disposal of certain of the Company's landholdings;
- 41.4 progressing the respective legal claims arising from the accounting misstatements and irregularities; and
- 41.5 aligning the Company's corporate office with the smaller operating footprint.

FINANCIAL DISTRESS

- 42 In the year to date, the Company's South African sugar operation has shown a marked improvement in operational performance relative to the previous 2021/22 season and is benefitting from the investments made in technical capability, industry expertise, and an extensive maintenance programme carried out before the start of the season. The improved operational performance has coincided with stronger commercial demand for locally produced sugar.
- 43 With the operational and cash flow performance of the Company's South African sugar operation ahead of expectations, and the Zimbabwe sugar operation starting to remit fee income to the Company, the resultant improvement in liquidity has succeeded in delaying the onset of the shortfall in debt facilities and allowed additional time to develop the debt restructuring plan. While this is a positive outcome, due to delays in concluding property sales and higher restructuring costs, the Company has not managed to reduce the peak funding requirement materially.
- 44 While sufficient interest in the Company's assets has been registered by potential purchasers, efforts to raise the balance of the liquidity requirement through the disposal of these assets has not been possible in the time available, particularly with the shareholder approvals that would be required.


- 45 Furthermore, there are existing shareholders and potential new equity investors who are willing to support the recapitalisation of the Company, subject to the existing operating footprint being retained. Whilst the quantum indicated expressed by these parties is material, it has not yet been possible to align the interests of these parties in the time available.
- 46 To secure the balance of the c.R1.5 billion liquidity requirement and ensure the completion of the 2023 financial year, the Company also initiated engagements with potential funders outside the existing lender group. While negotiations with one potential funder were well progressed, including the completion of a due diligence process, the Company was informed on 29 September 2022 that the additional funding would not be forthcoming in the immediate future.
- 47 In the absence of alternate sources of liquidity, the Company requested the South African lender group to consider providing the necessary funding to support the implementation of the restructuring plan.
- 48 On 21 October 2022, the South African lender group informed the Company that they are unable to support the restructuring plan and, by implication, the additional funding required would not be provided and the repayment date for the Borrowing Base Facility would not be extended.
- 49 The lenders have, however, indicated that, within the confines of business rescue proceedings, they are in principle agreeable to advance post-commencement funding, subject to certain conditions. These conditions include the lenders being comfortable with the appointed business rescue practitioners and the Chief Restructuring Officer being retained (subject to a co-operation agreement being reached with those business rescue practitioners).
- 50 The Company's board of directors believe that if adequate bridge funding is provided, it will be able to restructure the Company's affairs, progress the implementation of the debt restructuring plan and generate revenue to repay the Company's remaining debts over time. However, the Company has not been able to secure such funding from potential funders given its level of indebtedness and current lack of liquidity.
- 51 In light of the above, the Company is financially distressed, within the meaning of Section 128 of Chapter 6 of the Act, in that, *inter alia* –

- 51.1 it is estimated that the Company, under current market conditions, requires an amount of R1.5 billion to repay its debts and fund its working capital requirements. The Company is currently not able to generate these funds itself, nor is it able to raise it from the companies within the Tongaat Hulett group, its shareholders and/or third parties in the immediate future; and
- 51.2 it therefore appears to be reasonably unlikely that the Company will be able to pay all of its debts as they fall due and payable within the immediately ensuing six months, in terms of Section 128(1)(f)(i) of the Act.

REASONABLE PROSPECT OF RESCUE


- 52 Notwithstanding the above, the directors of the Company believe that there is a reasonable prospect of rescuing the business of the Company, if action is taken immediately and if the Company commences Business Rescue. If the Company is placed under supervision, initiatives can be taken by business rescue practitioners, when duly appointed, to take the following steps -
- 52.1 imposing an immediate temporary moratorium on all payments to creditors in terms of Section 133 of the Act;
- 52.2 engaging in discussions with various parties regarding the provision of post commencement financing and/or equity funding to the Company, in order to adequately capitalise the Company;
- 52.3 considering the possible suspension or cancellation of various contracts in terms of Section 136(2) of the Act;
- 52.4 continuous engagement with stakeholders to retain value in the Company and its assets; and
- 52.5 a restructure of, *inter alia*, the debt of the Company with its creditors.

53 Accordingly, the Company through its board of directors, is of the view that the Company is financially distressed, but that there remains a reasonable prospect of rescuing the company and accordingly that the Company should be placed in Business Rescue.



JOHN GAVIN HUDSON

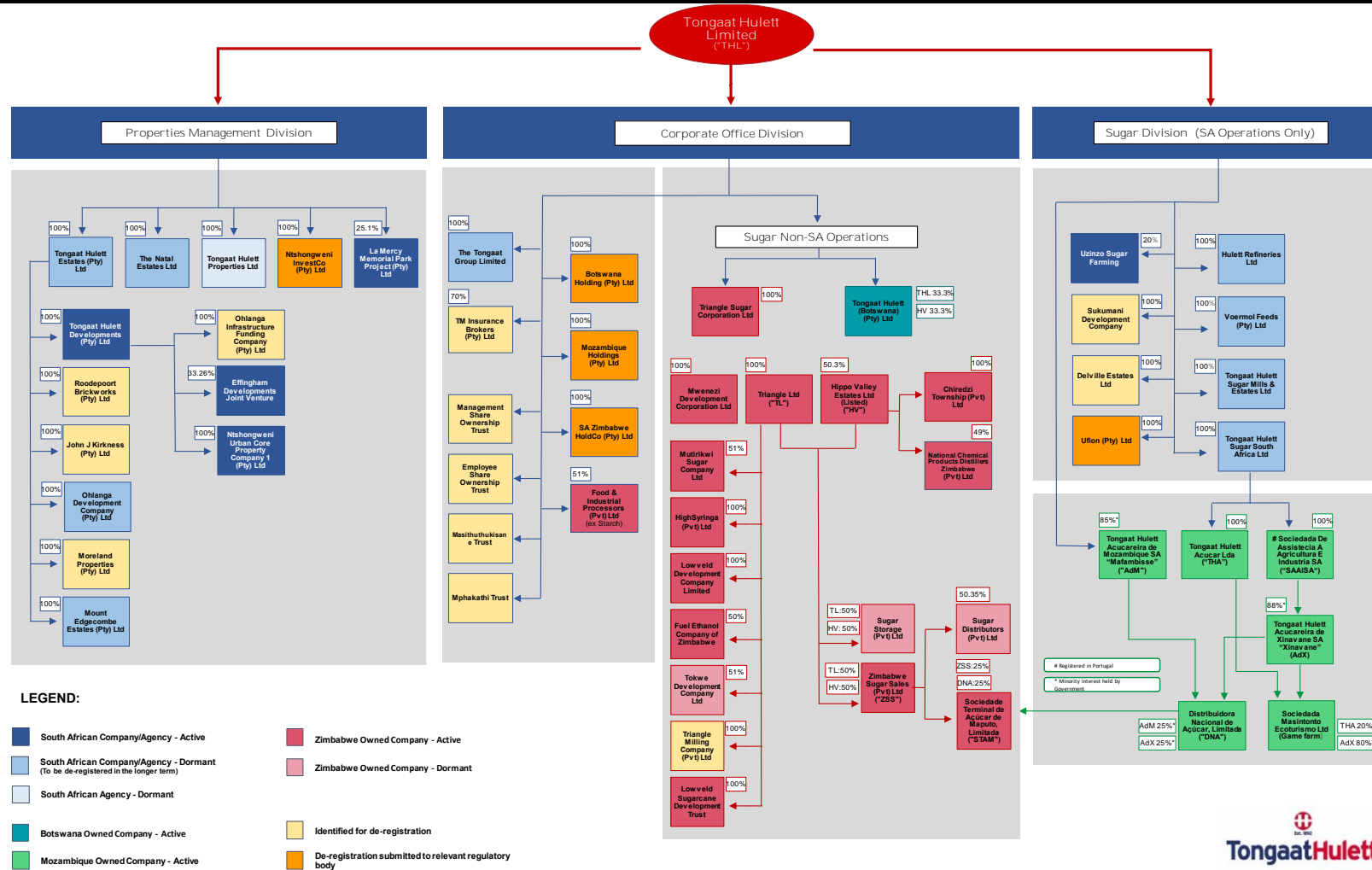
I certify that this statement was signed and sworn to before me at Tongaat on this the 26 of OCTOBER 2022 by the deponent after he declared that he knew and understood the contents of this statement, that he had no objection to taking the prescribed oath and has taken the prescribed oath which he considered binding on his conscience, having complied with regulations contained in government notice R1258 of 21 July 1972, as amended.



COMMISSIONER OF OATHS

Name: **SUHAIL EBRAHIM**
LPCM NUMBER 77897
Address: **NOTARY PUBLIC & CONVEYANCER**
COMMISSIONER OF OATHS
Capacity: **PRACTISING ATTORNEY**
24 RICHEFOND CIRCLE, RIDGESIDE OFFICE PARK
UMHLANGA ROCKS 4319

ANNEXURE C- GROUP STRUCTURE



Source: Extract from the Company's Organogram updated as of 26/10/2023.

ANNEXURE D – SUMMARY OF OPERATIONAL INITIATIVES AND INTERVENTIONS

Tongaat Hulett Ltd is an organisation that has been subjected to multiple and (arguably) continuous disruptions over roughly the last 5 **years since the “accounting scandal” became known. The management and operational teams have been** bombarded relentlessly with workstreams related to disposals of assets, restructuring initiatives, demands from stakeholders etc.

The new management team had to wrap their hands around the tasks (a) of ensuring that controls and governance systems were implemented in a far more rigorous manner than before and (b) improving the operational efficiencies and production of raw and refined sugar and animal feeds . This required a large amount of time and resources over a protracted period. Focused attention and a sustained effort over the period has certainly brought these elements up to an acceptable standard.

By the time business rescue proceedings commenced, the BRPs walked into an environment where the people were already exceptionally fatigued. The increased uncertainty brought about by business rescue made matters worse.

In a mature organisation with an entrenched corporate culture there are easily identifiable areas that can be targeted for improvement. At the scale of Tongaat Hulett, small improvements have a material impact on the bottom line. Whilst engaging with the lenders and financiers and developing a business rescue strategy and plan, the logical other (parallel) workstreams would have to include chasing and encouraging intense focus on operational (and related) improvements with limited skilled resources.

The BRPs were fortunate enough to secure sufficient funding from the IDC to invest a substantial amount of capital into the milling operations during the January to March 2023 off-crop period and for the Refinery and the Animal Feeds Plant shutdowns in the December 2022 and January 2023 period. The various operations had identified the focus areas for investment to maximise positive operational impact

and the same focus areas were independently verified to be correct and confirmed to the IDC to ensure that the money was being spent efficiently and in the right areas.

Stakeholders in the sugar value chain are price takers (refer to Annexure L). Therefore, the survival and prosperity of an organisation (in the sugar industry) depends on its ability to produce its output (be it cane, raw or refined sugar and/or related products and animal feeds) at low cost and as efficiently as possible. This has to be done in an economically sustainable manner. Environmental, social and related responsibilities can only be honoured provided there is economic sustainability, otherwise such benefits will be short-lived. Suffice to say a whole lot depends on how well one runs the operations (aka the engine room of the firm).

Together with the TH Executive and Senior Management, certain business improvement initiatives that had been identified and been in progress in recent periods were further managed and supported post BR commencement by the BRPs and are continuously being monitored and updated. Most of these initiatives relate to management and operations within South Africa. However, there have been interactions and interventions along similar themes in Mozambique and Zimbabwe but each tailored unique to their environment and specific challenges.

1. Basic Cost Reduction Initiatives:

Selected workstreams that were under consideration by the operational and technical support teams were identified. The teams were then encouraged to push implementation as hard and as quickly as possible to drive towards positive impact. Interdependencies were often topics of discussion to create an elevated awareness for example: the impact of raw sugar quality on refining costs and efficiencies as well as the impact of various factors on cane quality and therefore milling efficiencies and costs.

Examples include:

- 1.1. **Identifying** key variables and metrics in the sugar value chain that significantly reduce production costs inclusive of:

- 1.1.1. Increased support for the agricultural team to enhance cane sourcing and harvesting initiatives positively impacting cane quality with initiatives in-field and at source.
- 1.1.2. Obtaining buy-in from commercial and small-scale farmers on the importance of their role in relation to:
 - Shortening burn to crush time which influences cane quality;
 - Elimination and or reduction of foreign matter in the harvesting and cane delivery process; and
 - The delivery of cane according to allocated time slots.
- 1.1.3. Re-emphasis of the quality of raw sugar production covering minimum colour, starch and dextran levels at the Mills which **positively impacts the Refinery's efficiencies, yields, and costs** reduction initiatives.
- 1.2. Increased emphasis in procurement on meeting quality and delivery standards in procuring goods and services at competitive prices.
- 1.3. Aggressive reduction in use of coal in favour of bagasse which reduces operational costs as well as environmental emissions.
- 1.4. Meeting with suppliers to negotiate payment terms and improved reliability in the provision of goods and services. These meetings also assured suppliers of their payments for goods and services and were effective in dealing with recalcitrant suppliers.
- 1.5. Enhanced control and oversight measures in relation to:
 - 1.5.1. Contracts;
 - 1.5.2. Payments;

- 1.5.3. Cash flow; and
- 1.5.4. Operational processes.

2. Efficiency/Improvement and Cultural Initiatives:

- 2.1. Understanding and applying capital expenditure in the appropriate target areas in order to maximise operational and environmental benefits (including an independent specialist verification thereof).
- 2.2. Providing clarity on decision making through an enhanced decision-making matrix (neutralising the fear of making a decision and encouraging people to do so).
- 2.3. Greater empowerment of management at various levels to make decisions within their level of authority, with adequate and readily available support from senior, executive management and the BRPs (**cutting through "red tape"**).
- 2.4. Frequent planned physical visits to all the operations to provide visibility, conducting business reviews using scorecards and exploring opportunities for efficiency improvements /cost reduction.
- 2.5. Removing structural/cultural impediments in the recruitment and retention of key technical skills .
- 2.6. Quicker decision making through engaging key stakeholders as required in shorter time frames (communication and engagement).
- 2.7. Speedy resolution of queries that arise from stakeholders leading to increased trust and confidence.
- 2.8. The continuation and the support of the rebuilding of personnel and team capacity which was lost as a result of previous restructuring initiatives (bolstering domain expertise).

- 2.9. Influencing organisational structures, systems, and culture to move towards being a more agile, responsive, collaborative, open, performance and reward driven environment.
- 2.10. Supporting and encouraging the introduction of small performance incentives to drive improved and consistent performance and cost reductions in shorter performance periods (monthly).
- 2.11. Problem solving involving various support functions of the operations to improve collaboration and breaking down silos.
- 2.12. Increased the frequency of communication to reduce uncertainty and noise, allowing the employees to focus on the goals and objectives of the company, whilst in business rescue.
- 2.13. Reduction of concentration risks associated with legacy dependency on single sources of supply of goods and services i.e. introduction of multiple suppliers for similar goods and services allowing for improved procurement processes and competitive pricing.
- 2.14. Regular face-to-face update meetings with growers where Q&A sessions provide an opportunity to collaborate closely and eliminate rumours.
- 2.15. Where possible, reductions on the reliance of rail transportation in order to control and manage the value chain more reliably.

3. Statistical Performance Comparisons – Selected Key Metrics Pre-Commencement Business Rescue verses in Business Rescue

- 3.1. The below table represents a few of many key metrics that have improved and continued to improve this season, based in part on prior year capex, when compared to last season, year to date.

TRIO OF MILLS SOUTH AFRICA	
MEASURE	COMPARISON YTD 2023 V 2022
Tons Cane Crushed	<ul style="list-style-type: none"> • slight improvement despite delayed start-up • material improvement forecast in full year crush
Tons Sugar (Made & Estimated)	<ul style="list-style-type: none"> • >4% improvement
Electricity Exported (MWh)	<ul style="list-style-type: none"> • 103% improvement
Lost Time % Available	<ul style="list-style-type: none"> • >11% better
Mech Efficiency	<ul style="list-style-type: none"> • >3% more efficient
Overall Time Efficiency	<ul style="list-style-type: none"> • >1% more efficient
Overall Sucrose Recovery	<ul style="list-style-type: none"> • >2% improvement
UDL % (Sucrose)	<ul style="list-style-type: none"> • >26% improvement
Sugar Colour	<ul style="list-style-type: none"> • significant improvement in raw sugar colour
Cane to Sugar Ratio	<ul style="list-style-type: none"> • improvement on prior year

ANNEXURE E – LISTING OF IMMOVABLE PROPERTIES

(ATTACHED SEPARATELY BELOW)

ANNEXURE E - List of Immovable Properties (including the Agricultural Land)

NO	ESTATE	THL Landholdings - Extent (Hectares)
1	Aberfoyle	325
2	Blackburn (Road)	N/A
3	Clifton*	122
4	Compensation	318
5	Descroizilles	76
6	Hillhead & Umhloti (including Natal Estates and ODC)	2 350
7	Inyaninga	999
8	Mkuze	958
9	Mount Edgecombe Estates : (Subsidiary of THL) **	0
10	Nonoti (Zinkwazi)	755
11	Prospect Effluent Farm	143
12	Rem of Margaret (Thamsangua)	212
13	Shongweni	1 394
14	Tinley Manor North	551
15	Tinley Manor South	400
16	Tongaat (incl Wewe)	1 243
17	Tugela	1 443
TOTAL AGRICULTURAL VALUE		11 288

NO	ESTATE	THL Landholdings - Extent (Hectares)
1	Maidstone Mill	43
2	Darnall Mill	131
3	Amatikulu Mill	137
4	Felixton Mill	142
5	Refinery	16
6	Amanzimnyam (Head Office) : Group Housing	118
7	Agric	11 288
		11 875

NUMBER	REGISTERED PROPERTY DESCRIPTION	TITLE DEED NUMBER	REGISTERED OWNER	EXTENT (HECTARES)	REGISTRATION BOND NUMBER
Aberfoyle					
1	Remainder of Erf 241 Tongaat	T23419/2008	THL	7	B9836/2019
2	Remainder of Erf 244 Tongaat	T19260/1990 : VA 4208/2019	THL	1	B10140/2019
3	Remainder of Portion 32 (of 1) of Lot 81 No. 1572	T23419/2008	THL	0	B9836/2019
4	Remainder of Portion 112 (of 4) of the Farm Buffels Kloof No 1267	T23419/2008	THL	76	B9836/2019
5	Remainder of Portion 1 of the Farm Buffels Kloof No 1267	T23419/2008	THL	177	B9836/2019
6	Remainder of Portion 7 (of 1) of the Buffels Kloof No 1267	T23419/2008	THL	63	B9836/2019
Aberfoyle Total				325	
Blackburn					
7	Erf 90 Ottawa (Road)	T17447/1990	THL	0	B9836/2019
Blackburn Total				0	
Clifton (Amatikulu) Effluent Farm (leased to Jack Govender)					
8	Remainder of the Farm Three Brothers No. 13861	G106/1968	THL	70	B9836/2019
9	Portion 2 of the Farm Lot 64 Amatikulu No. 13971	T11002/1976	THL	52	B10140/2019
Clifton Total				122	
Compensation (leased to NCR Consulting Pty Ltd)					
10	Remainder of the Farm Pencarrow No. 17860	T3686/2006	THL	318	B9836/2019
Descroizilles					
11	Remainder of the Farm De Jagers Kraal No. 874	T1184/1913	THL	76	B13164/2019
Hillhead (leased to NCR Consulting Pty Ltd)					
12	Remainder of Portion 35 of the Farm Lot 31 No. 1560	T8513/1990	THL	39	B9836/2019
13	Remainder of Portion 36 of the Farm Lot 31 No. 1560	T8508/1990	THL	16	B9836/2019
14	Remainder of Portion 37 of the Farm Lot 31 No. 1560	T8509/1990	THL	20	B9836/2019
15	Remainder of Portion 38 of the Farm Lot 31 No. 1560	T8511/1990	THL	44	B9836/2019
16	Portion 39 of the Farm Lot 31 No. 1560	T8507/1990	THL	8	B9836/2019
17	Remainder of Portion 46 of the Farm Lot 31 No. 1560	T8489/1990	THL	125	B9836/2019
18	Portion 420 of the Farm Lot 31 No. 1560 (bush)	T31406/1989	THL	21	B9836/2019
19	Portion 421 of the Farm Lot 31 No. 1560 (bush)	T31402/1989	THL	22	B9836/2019
20	Remainder of Portion 436 (of 435) of the Farm Lot 31 No. 1560	T31404/1989	THL	29	B9836/2019
21	Remainder of the Farm Lot A 39 No. 1532	T8499/1990	THL	20	B10140/2019
22	Portion 5 of the Farm Lot 21 No. 1529	T8501/1990	THL	60	B9836/2019
23	Portion 6 of the Farm Lot 21 No. 1529	T8492/1990	THL	65	B9836/2019
24	Portion 10 of the Farm Lot 21 No. 1529	T8483/1990	THL	67	B9836/2019
25	Remainder of Portion 69 of the Farm Cotton Lands No.1575	T31740/1989	THL	12	B9836/2019
26	Remainder of Portion 70 of the Farm Cotton Lands No. 1575	T31741/1989	THL	13	B9836/2019
27	Portion 4 (of 2) of the Farm Lot 42 No.1114	T8498/1990	THL	52	B9836/2019
28	Portion 5 of Lot 42 No.1114	T8497/1990	THL	1	B9836/2019

NUMBER	REGISTERED PROPERTY DESCRIPTION	TITLE DEED NUMBER	REGISTERED OWNER	EXTENT (HECTARES)	REGISTRATION BOND NUMBER
29	Remainder of Portion 7 (of 2) of the Farm Lot 42 No.1114	T5625/1990	THL	111	B9836/2019
30	Remainder of the Farm Lot 42 No. 1114	T8479/1990	THL	367	B9836/2019
31	Remainder of Portion 68 of the Farm Cotton Lands No.1575	T8480/1990	THL	29	B9836/2019
32	Remainder of Portion 395 (of 69) of the Farm Cotton Lands No 1575	T2495/1990	THL	4	B9836/2019
33	Portion 396 (of 70) of the Farm Cotton Lands No.1575	T820/1990	THL	4	B10140/2019
34	Portion 71 of the Farm Cotton Lands No. 1575	T817/1990	THL	8	B9836/2019
35	Portion 72 of the Farm Cotton Lands No. 1575	T8484/1990	THL	8	B9836/2019
36	Remainder of Portion 73 of the Farm Cotton Lands No. 1575	T818/1990	THL	28	B9836/2019
37	Portion 74 of the Farm Cotton Lands No. 1575	T819/1990	THL	16	B9836/2019
38	Remainder of Portion 75 of Farm Cotton Lands No. 1575	T8477/1990 : VA 4953/2019	THL	36	B13164/2019
39	Remainder of Portion 8 of Lot 22 No. 1543	T3546/1990	THL	0	Not bonded as sliver of land with negligible value
	Hillhead Total			1 224	
Inyaninga					
40	Portion 30 of the Farm Buffels Kloof No.1267	T31808/1989	THL	81	B9836/2019
41	Portion 15 (of 2) of the Farm Buffels Kloof No.1267	T1807/1990	THL	32	B9836/2019
42	Remainder of Portion 130 of the Farm Buffels Kloof No.1267	T7791/1988	THL	123	B9836/2019
43	Portion 147 of the Farm Cotton Lands No. 1575	T31827/1989	THL	36	B9836/2019
44	Remainder of Portion 248 of the Farm Cotton Lands No. 1575	T31735/1989	THL	119	B9836/2019
45	Portion 140 of the Farm Cotton Lands No. 1575	T17433/1990	THL	36	B9836/2019
46	Portion 144 (of 143) of the Farm Cotton Lands No. 1575	T17434/1990	THL	20	B9836/2019
47	Portion 146 (of 145) of the Farm Cotton Lands No. 1575	T17435/1990	THL	4	B9836/2019
48	Portion 148 of the Farm Cotton Lands No. 1575	T17436/1990	THL	20	B9836/2019
49	Remainder of Portion 6 of the Farm Buffels Kloof No. 1267	T31809/1989	THL	48	B9836/2019
50	Remainder of Portion 13 of the Farm Buffels Kloof No. 1267	T31836/1989	THL	41	B9836/2019
51	Remainder of Portion 16 of the Farm Buffels Kloof No. 1267	T31820/1989	THL	25	B9836/2019
52	Portion 149 (of 145) of the Farm Cotton Lands No. 1575	T17440/1990	THL	10	B9836/2019
53	Portion 32 (of 29) of the Farm Buffels Kloof No. 1267	T31723/1989	THL	3	B9836/2019
54	Remainder of Portion 2 of Farm Klip Fontein No. 922	T31823/1989	THL	254	B13164/2019
55	Remainder of Portion 10 (of 2) of Farm Klip Fontein No. 922	T31824/1989	THL	87	B10140/2019
56	Portion 16 (of 14) of the Farm Klip Fontein No. 922	T31826/1989	THL	2	B9836/2019
57	Portion 15 (of 10) of Farm Klip Fontein No. 922	T31825/1989	THL	10	B9836/2019
58	Remainder of Portion 14 (of 10) of Farm Klip Fontein No. 922	T31818/1989	THL	8	B9836/2019
59	Remainder of Portion 9 (of 2) of Farm Klip Fontein No. 922	T31831/1989	THL	35	B9836/2019
60	Portion 24 (of 19) of the Farm Klip Fontein No. 922	T31724/1989	THL	3	B9836/2019
	Inyaninga Total			999	
Mkuze (ZRR/Manyoni Game Reserve)					
61	Remainder of the Farm Tokaano No. 13867	T16793/1990	THL	476	B9836/2019
62	The Farm Taranaki No. 13868	T16793/1990	THL	483	B9836/2019
	Mkuze Total			958	
Nonoti (leased to Warren Alexander Morten Clewlow)					
63	Remainder of Portion 230 of the Farm Lot 2 No. 1673	T4586/2000	THL	290	B9836/2019
64	Remainder of the Farm Chantilly No. 1804	T30683/1989	THL	465	B9836/2019
	Nonoti Total			755	
Prospect Effluent Farm (leased to Bethany Farm CC/Kim Hageman)					
65	Remainder of Portion 3 of the Farm Prospect Three No. 17875	T5085/2006	THL	143	B9836/2019
Shongweni					
66	The Farm Shongweni No. 15346	T28270/1989	THL	93	B9836/2019
67	Portion 6 of Erf 79 Assagay	T59603/2008	THL	7	B9836/2019
68	Remainder of Portion 24 of the Farm Summerveld No. 14226	T29570/1989	THL	411	B9836/2019
69	Remainder of the Farm Kirkfalls No. 14227	T29569/1989	THL	870	B10140/2019
70	Remainder of Portion 2 of Farm Bothas Half Way House No. 921	T28271/1989	THL	14	B9836/2019
	Shongweni Total			1 394	
Thamsangqua/Goss (leased to Thamsanqu Sugar Estate CC)					
71	Remainder of the Farm Margaret No. 16988	T18771/1998	THL	212	B9836/2019
Tinley Manor North					
72	Portion 5 (of 4) of Lot 1 No. 1672 (Plettts cottage)	T35045/2008	THL	0	B9836/2019
73	Remainder of Portion 30 of the Farm Umhlali Wegen Drift No. 1559	T13028/1993	THL	134	B10140/2019
74	Remainder of the Farm Lot 1 No. 1672	T1488/1913	THL	78	B13164/2019
75	Portion 4 of the Farm Royal Palm No. 17904	T38675/2008	THL	156	B9836/2019
76	Remainder of Portion 34 (of 30) of the Farm Umhlali Wagen Drift No. 1559	T35036/2008	THL	71	B10140/2019
77	Remainder of the Farm Garland No. 17192	T34624/1998	THL	106	B9836/2019
78	Portion 1 of the Farm Forest Park No. 17950	T40134/2010	THL	5	B10140/2019
	Tinley Manor North Total			551	

NUMBER	REGISTERED PROPERTY DESCRIPTION	TITLE DEED NUMBER	REGISTERED OWNER	EXTENT (HECTARES)	REGISTRATION BOND NUMBER
Tinley Manor South					
79	Remainder of Portion 44 of the Farm Lot 69 No. 917	T1229/1929	THL	7	B3766/2020
80	Sub 11 of Lot 69 No. 917 : <i>Transferred on 11.10.2019 : Take-Back of 14.364 ha registered against TD</i>	T1229/1929	Sherpa	-	Not bonded as owned by a 3rd party and awaiting transfer back to THL. *
81	Remainder of Portion 83 of the Farm Lot 69 No. 917	T35122/2008	THL	24	B3766/2020
82	Remainder of the Farm Greywater No. 18435	CCT 32276/2018	THL	369	B3766/2020
Tinley Manor South Total				400	
Tongaat					
83	Remainder of Erf 304 Tongaat	T17473/1990 : VA 4205/2019	THL	2	B10140/2019
84	Remainder of Erf 305 Tongaat	T17472/1990 : VA 4204/2019	THL	1	B10140/2019
85	Portion 2 of Erf 310 Tongaat	T32264/1989	THL	0	B9836/2019
86	Remainder of Erf 330 Tongaat	T17479/1990	THL	44	B9836/2019
87	Remainder of Erf 465 Tongaat (Flood/road?)	T31710/1989	THL	14	B9836/2019
88	Remainder of Erf 362 Tongaat (scrub land adj to mill)	T31711/1989 : VA 4202/2019	THL	43	B10140/2019
89	Erf 466 Tongaat (strip)	T3541/1990	THL	0	B9836/2019
90	Remainder of Portion 261 (of 257) of the Farm Lot 44 No. 1570 (Westbrook Road)	T29562/1989 : VA 4201/2019	THL	1	B10140/2019
91	Portion 168 of the Farm Cotton Lands No. 1575	T31757/1989	THL	18	B9836/2019
92	Portion 48 (of 43) of the Farm Lot 49 No. 862	T31812/1989	THL	4	B9836/2019
93	Portion 51 (of 43) of the Farm Lot 49 No. 862	T31810/1989	THL	4	B9836/2019
94	Portion 50 (of 43) of the Farm Lot 49 No. 862	T31811/1989	THL	4	B9836/2019
95	Portion 49 (of 43) of the Farm Lot 49 No. 862	T31813/1989	THL	4	B9836/2019
96	Rem of Sub 1 of Lot 44 No. 1570	T31835/1989	THL	54	B6489/2021
97	Portion 233 of the Farm Lot 44 No. 1570	T31815/1989	THL	24	B9836/2019
98	Remainder of Portion 5 of the Farm Lot 44 No. 1570	T31722/1989	THL	41	B9836/2019
99	Portion 23 of the Farm Lot 44 No. 1570	T31832/1989	THL	14	B9836/2019
100	Remainder of Portion 8 of the Farm Lot 49 No. 862	T1806/1990	THL	87	B9836/2019
101	Remainder of Portion 2 of the Farm Lot 77 No. 1523	T31834/1989	THL	3	B9836/2019
102	Portion 666 of the Farm Lot 49 No. 862 (small portion of Dudley Pringle Dam)	T454/2003	THL	22	B10140/2019
103	Remainder of Portion 7 of the Farm Lot 83 No. 1574 (Dudley Pringle Dam)	T3824/1990 : VA 4203/2019	THL	174	B10140/2019
104	Remainder of Portion 19 of the Farm Lot 44 No. 1570 (Road?)	T36155/2002	THL	4	B9836/2019
105	Remainder of Portion 2 of the Farm Buffels Kloof No. 1267	T25582/1990	THL	2	B10140/2019
106	Portion 100 (of 9) of the Farm Lot 49 No. 862	T3813/1990	THL	12	B9836/2019
107	Portion 102 (of 9) of the Farm Lot 49 No. 862	T3820/1990	THL	5	B9836/2019
108	Portion 33 of the Farm Lot 49 No. 862 (La Farge Quarry)	T31715/1989	THL	63	B9836/2019
109	Portion 34 of the Farm Lot 49 No. 862 (La Farge Quarry)	T31718/1989	THL	27	B9836/2019
110	Portion 46 (of 43) of the Farm Lot 49 No. 862	T31719/1989	THL	4	B9836/2019
111	Portion 47 (of 43) of the Farm Lot 49 No. 862	T31716/1989	THL	4	B9836/2019
112	Remainder of Portion 43 of the Farm Lot 49 No. 862	T31717/1989	THL	23	B9836/2019
113	Remainder of Portion 31 of the Farm Lot 49 No. 862	T17480/1990	THL	41	B9836/2019
114	Remainder of Portion 643 of the Farm Lot 49 No. 862	T17481/1990 : VA 4207/2019	THL	90	B10140/2019
115	Remainder of Portion 251 (of 19) of the Farm Lot 44 No. 1570	T16976/1992	THL	42	B9836/2019
116	Remainder of Portion 177 of the Farm Cotton Lands No. 1575	T31807/1989	THL	32	B10140/2019
117	Remainder of Portion 17 (of 4) of the Farm Klip Fontein No. 922	T31780/1989	THL	20	B9836/2019
118	Portion 1 of the Farm Lot 77 No. 1523	T31776/1989	THL	1	B9836/2019
119	Remainder of Portion 20 (of 19) of the Farm Lot 44 No. 1570	T31778/1989	THL	0	B9836/2019
120	Portion 236 of the Farm Lot 44 No. 1570	T31777/1989	THL	40	B9836/2019
121	Remainder of the Farm Wewe No. 17825	T44163/2004	THL	149	B9836/2019
122	The Farm IFA No. 18506 (TAKE BACK of 178.0965ha from THD)	T4262/2016	THD		B13162/2019: In conveyancing process to transfer property to THL. The extent is 178,0965 ha and is recognised in the THD Asset Register. *
123	Portion 80 of the Farm Klipfontein No. 922 (old Rem of Ptn 18 (of 5) of 922 : I/83 & I/74) - Herrwood House	T13171/2019	THL	61	B3885/2020
124	Portion 81 of the Farm Klipfontein No. 922 (old Ptn 13 (of 3) of 922 : I/83 & I/74) - Herrwood House	T13172/2019	THL	61	B3885/2020
Tongaat Total				1 243	
Tugela (leased to East Coast Farming Pty Ltd : Kim Hageman)					
125	Remainder of the Farm Tugela Estate No. 17307	T4470/2000	THL	1 146	B9836/2019
126	Portion 1 of the Farm Tugela Estate No. 17307	T17274/2007	THL	297	B9836/2019
Tugela Total				1 443	
Umhloti					
127	Portion 244 of the Farm Cotton Lands No. 1575	T31744/1989	THL	16	B9836/2019
128	Portion 200 of the Farm Cotton Lands No. 1575	T31759/1989	THL	20	B9836/2019
129	Remainder of Portion 178 of the Farm Cotton Lands No. 1575	T31760/1989	THL	40	B9836/2019
130	Remainder of Portion 262 of the Farm Cotton Lands No. 1575	T31761/1989	THL	17	B9836/2019
131	Portion 263 of the Farm Cotton Lands No. 1575	T31763/1989	THL	10	B9836/2019
132	Portion 436 (of 260) of the Farm Cotton Lands No. 1575	T31764/1989	THL	2	B9836/2019

NUMBER	REGISTERED PROPERTY DESCRIPTION	TITLE DEED NUMBER	REGISTERED OWNER	EXTENT (HECTARES)	REGISTRATION BOND NUMBER
133	Portion 62 of the Farm Cotton Lands No. 1575	T31745/1989	THL	32	B9836/2019
134	Portion 63 of the Farm Cotton Lands No. 1575	T31746/1989	THL	8	B9836/2019
135	Portion 64 of the Farm Cotton Lands No. 1575	T31747/1989	THL	8	B9836/2019
136	Portion 65 of the Farm Cotton Lands No. 1575	T31748/1989	THL	8	B9836/2019
137	Portion 66 of the Farm Cotton Lands No. 1575	T31749/1989	THL	8	B9836/2019
138	Remainder of Portion 212 of the Farm Cotton Lands No. 1575	T31750/1989	THL	17	B9836/2019
139	Portion of Remainder of Portion 245 of the Farm Cotton Lands No. 1575 (Take back from DTP)	T14694/2015	DTP		Not bonded as owned by a third party and subdivision still needs to be done by Dube Tradeport so it can be transferred back to THL. The extent is 16,3015ha *
140	Erf 752 Tongaat	T4837/1990	THL	6	B9836/2019
141	Erf 753 Tongaat	T4838/1990	THL	6	B9836/2019
142	Portion 10 (of 8) of the Farm Lot 42 No. 1114	T31753/1989	THL	8	B9836/2019
143	Remainder of Portion 13 of the Farm Lot 42 No. 1114	T31754/1989 : VA 4959/2019	THL	196	B13164/2019
144	Portion 12 (of 8) of the Farm Lot 42 No. 1114	T31794/1989	THL	5	B9836/2019
145	Portion 14 (of 13) of the Farm Lot 42 No. 1114	T31774/1989	THL	0	B9836/2019
146	Portion 22 of the Farm Lot 42 No. 1114	T31773/1989	THL	5	B9836/2019
147	Portion 309 (of 61) of the Farm Cotton Lands No. 1575	T31755/1989	THL	1	B9836/2019
148	Remainder of Portion 61 of the Farm Cotton Lands No. 1575	T31756/1989	THL	40	B9836/2019
149	Remainder of Portion 196 of the Farm Cotton Lands No. 1575	T31795/1989	THL	25	B9836/2019
150	Remainder of Portion 466 (of 250) of the Farm Cotton Lands No. 1575 (road strip)	T31796/1989	THL	2	B9836/2019
151	Remainder of Portion 189 of the Farm Cotton Lands No. 1575	T31798/1989	THL	42	B9836/2019
152	Remainder of Portion 192 of the Farm Cotton Lands No. 1575	T31799/1989	THL	43	B9836/2019
153	Portion 391 (of 196) of the Farm Cotton Lands No. 1575	T31800/1989	THL	4	B9836/2019
154	Remainder of Portion 199 of the Farm Cotton Lands No. 1575	T31801/1989	THL	2	B13164/2019
155	Remainder of Portion 204 of the Farm Cotton Lands No. 1575	T31802/1989	THL	13	B9836/2019
156	Remainder of Portion 284 of the Farm Cotton Lands No. 1575 (Canelands road)	T21921/1991	THL	1	B9836/2019
157	Remainder of Portion 1779 of the Farm Cotton Lands No. 1575	T31768/1989	THL	66	B9836/2019
158	Remainder of Portion 59 of the Farm Cotton Lands No. 1575	T5622/1990 : VA 4960/2019	THL	15	B13164/2019
159	Remainder of Portion 60 of the Farm Cotton Lands No. 1575	T5620/1990	THL	4	B10140/2019
160	Portion 1 of the Farm Lot 42 No. 1114	T31738/1989	THL	52	B9836/2019
161	Portion 6 (of 2) of the Farm Lot 42 No. 1114	T31737/1989	THL	34	B9836/2019
162	Remainder of Portion 67 of the Farm Cotton Lands No. 1575	T31739/1989	THL	153	B9836/2019
163	Remainder of Portion 167 of the Farm Cotton Lands No. 1575	T31806/1989	THL	17	B10140/2019
164	Portion 17 of the Farm Lot 77 No. 1523 (TAKE BACK of 25.0697 ha from THD)	T4263/2016	THD		B13162/2019: In conveyancing process to be transferred back to THL from THD. Extent of 25.0697 ha - currently reflected in THD's asset register. *
165	Portion 310 (of 21) of the Farm Lot 44 No. 1570 (TAKE BACK of 16.35 Ha from THD)	T4260/2016	THD		B13162/2019: In conveyancing process to be transferred back to THL from THD. Extent of 16,35 ha - currently reflected in THD's asset register. *
	Umhloti Total			926	
Maidstone Mill					
166	Erf 10216 Tongaat (Mill)	T9701/2007	THL	43	B9836/2019
	Maidstone Mill Total			43	
Darnall Mill					
167	Erf 378 Nkwazi (Mill)	T7458/2009	THL	20	B9836/2019
168	Remainder of the Farm Prospect Four No. 17876 (River strip) + ex Darnall Dam	T5071/2006	THL	32	B10140/2019
169	Remainder of Portion 7 of the Farm Chantilly No. 1804 (entrance to village/shop)	T1338/1898	THL	3	B10140/2019
170	Portion 95 (of 17) of the Farm Chantilly No. 1804 (entrance to)	T8762/1988	THL	0	B9836/2019
171	Portion 96 (of 17) of the Farm Chantilly No. 1804 (entrance to)	T8762/1988	THL	0	B9836/2019
172	Remainder of Portion 97 (of 37) of the Farm Chantilly No. 1804 (entrance to village)	T8762/1988	THL	1	B9836/2019
173	Portion 98 (of 37) of the Farm Chantilly No. 1804 (entrance to)	T8762/1988	THL	0	B9836/2019
174	Portion 99 (of 37) of the Farm Chantilly No. 1804 (Road near transnet)	T8762/1988	THL	1	B9836/2019
175	Portion 100 (of 42) of the Farm Chantilly No. 1804 (Chantilly Road)	T8762/1988	THL	0	B9836/2019
176	Portion 101 (of 43) of the Farm Chantilly No. 1804 (Chantilly Road)	T8762/1988	THL	0	B9836/2019
177	Portion 103 (of 56) of the Farm Chantilly No. 1804 (Chantilly Road)	T8762/1988	THL	0	B9836/2019
178	Portion 39 (of 20) of the Farm Chantilly No. 1804 (Chantilly Road)	T8762/1988	THL	0	B9836/2019
179	Portion 38 (of 19) of the Farm Chantilly No. 1804 (Chantilly Road)	T8762/1988	THL	2	B9836/2019
180	Portion 87 (of 83) of the Farm Chantilly No. 1804 (Chantilly Road)	T8762/1988	THL	0	B9836/2019
181	Portion 68 (of 20) of the Farm Chantilly No. 1804 (Chantilly Road)	T8762/1988	THL	0	B9836/2019
182	Portion 86 (of 84) of the Farm Chantilly No. 1804 (Chantilly Road)	T8762/1988	THL	0	B9836/2019
183	Portion 85 (of 19) of the Farm Chantilly No. 1804 (Chantilly Road)	T8762/1988	THL	0	B9836/2019
184	Remainder of Portion 90 (of 7) of the Farm Chantilly No. 1804 (entrance to village)	T8762/1988	THL	0	B9836/2019
185	Portion 88 (of 82) of the Farm Chantilly No. 1804 (Chantilly Road)	T8762/1988	THL	0	B9836/2019
186	Portion 9 Farm Prospect Three No17875 (House not notarially tied to Prospect effluent farm - no endorsement against Prospect property)	T5084/2006	THL	0	B9836/2019
187	Portion 14 of the Farm Prospect Three No. 17875 (House 141)	T5090/2006 : VA 4210/2019	THL	0	B10140/2019
188	Portion 15 of the Farm Prospect Three No.17875 (House 142)	T5091/2006	THL	0	B10140/2019

NUMBER	REGISTERED PROPERTY DESCRIPTION	TITLE DEED NUMBER	REGISTERED OWNER	EXTENT (HECTARES)	REGISTRATION BOND NUMBER
189	Portion 17 of the Farm Prospect Three No.17875 (House 144)	T5093/2006	THL	0	B10140/2019
190	Portion 139 (of 8) of the Farm Chantilly No. 1804 (entrance to	T5068/2006	THL	0	B10140/2019
191	Remainder of Portion 1 of Erf 1 Nkwazi (vacant land and office/containers - opp mill)	T26264/1998	THL	4	B6489/2021
192	Remainder of Portion 2 of Erf 1 Nkwazi (golf course and club house)	T52713/1999	THL	62	B6489/2021
193	Remainder of Portion 3 of Erf 1 Nkwazi (vacant land in township)	T52714/1999	THL	2	B6489/2021
	Darnall Mill Total			131	
Amatikulu Mill (2 Clifton agricultural properties recorded separately)					
194	The Farm Lot 53 Annexe Amatikulu No. 12812 (silver) - Bond Extent incorrect	T12182/1933	THL	1	B10140/2019
195	Portion 1 of the Farm Lot 58 Amatikulu No. 13895 (vacant scrub	G106/1968	THL	6	B9836/2019
196	Remainder of the Farm Lot 54 Amatikulu No. 13916 (portion of mill property & school and village)	G5/1959 : VA1076/2014	THL	39	B10140/2019
197	Remainder (of Portion 3) of the Farm Lot 54 Amatikulu No. 13916	G106/1968	THL	9	B9836/2019
198	Remainder of the Farm Lot 55 Amatikulu No. 13917 (Main mill property)	G106/1968	THL	55	B9836/2019
199	Remainder of Portion 1 of the Farm Lot 55 Amatikulu No. 13917 (portion of mill)	G5/1959 : VA1076/2014	THL	9	B10140/2019
200	The Farm Lot Amsarrem One No. 15325 (ex railway line)	T23816/1982	THL	1	B9836/2019
201	The Farm Lot Amsarrem Two No. 15326 (ex railway line)	T23816/1982	THL	1	B9836/2019
202	Remainder of the Farm Clifton No. 17867 (silver)	T9162/2006	THL	17	B10140/2019
203	Lot 1 of Amatikulu Station No. 10474 (silver)	G10474/1923	THL	-	Not bonded as silver of land that has been owned since 1923, extent unsure and a negligible attributed to it.
	Amatikulu Mill Total			137	
Felixton Mill					
204	Remainder of the Farm Felixton No. 17401 (Main Mill Property)	T47049/2005 ; VA2592/2012 :	THL	78	B13164/2019
205	Portion 1 of the Farm Felixton SAR No. 13511 (ex railway line strip)	T31195/1992	THL	2	B9836/2019
206	Portion 1 of the Farm Lot 113 Umhlatuzi No. 13528 (vacant land)	T31195/1992	THL	3	B9836/2019
207	Portion 5 (of 1) of the Farm Lot 110 Umhlatuzi No. 13464 (vacant land with some activity)	T31195/1992	THL	5	B9836/2019
208	Portion 1 of Erf 11447 Richards Bay (investigate) : Now Erf 8905	T28615/1989	THL	0	B9836/2019
209	Erf 8772 Empangeni Ext 38 (industrial site)	T29514/1996	THL	6	B6489/2021
210	Erf 8770 Empangeni (House)	T29514/1996	THL	0	B6489/2021
211	Portion 1 Felixton (Golf Club and Golf Course + Remaining village sites - Attorney Christine Wade to advise)	T61580/2005	THL	26	B6489/2021
212	Portion 2 Felixton (Remaining village sites)	T61581/2005	THL	21	B6489/2021
213	Portion 3 Felixton (Remaining village sites)	T61582/2005	THL	2	B6489/2021
	Felixton Mill Total			142	
Refinery					
214	Remainder of Erf 738 Sea View	T30796/1990	THL	0	B9836/2019
215	Remainder of Erf 805 Sea View	T30797/1990	THL	0	B9836/2019
216	Remainder of Erf 740 Sea View (Refinery)	T30798/1990	THL	15	B3885/2020
217	Portion 12 of Erf 672 Sea View	T30799/1990	THL	0	B9836/2019
218	Portion 17 (of 10) of Erf 745 Sea View	T30799/1990	THL	0	B9836/2019
219	Portion 18 (of 11) of Erf 745 Sea View	T30799/1990	THL	0	B9836/2019
220	Portion 19 (of 13) of Erf 745 Sea View	T30799/1990	THL	0	B9836/2019
221	Portion 8 (of 2) of Erf 746 Sea View	T30799/1990	THL	0	B9836/2019
222	Portion 9 (of 1) of Erf 746 Sea View	T30799/1990	THL	0	B9836/2019
223	Portion 4 (of 3) of Erf 747 Sea View	T30799/1990	THL	0	B9836/2019
	Refinery Total			16	
Amanzimnyam (Head Office) : Group Housing Asset Register					
224	Remainder of Portion 29 of the Farm Lot 49 No. 862 (Head Office)	T17478/1990	THL	22	B9836/2019
225	Remainder of Portion 1 of the Farm Lot 86 No. 1531 (Lindokuhle & Syphon Dam)	T3810/1990	THL	80	B9836/2019
226	Lot 7756 Tongaat (Road left in township)	T25730/1994 : VA 4955/2019	THL	0	Not bonded as left over silver of road in Tongaat town.
227	Erf 39 Amanzimnyama (now known as Erf 10214 Tongaat)	T15368/2002	THL	10	B6489/2021
228	Remainder of Erf 303 Tongaat (Hillview road)	T17474/1990 : VA 4206/2019	THL	3	B10140/2019
229	Remainder of Erf 37 Amanzimnyama Hill	T51398/2002	THL	0	B9836/2019
230	Portion 642 (of 30) of the Farm Lot 862 (Amanzimnyama Head	T27990/2019	THL	3	B3885/2020
	Amanzimnyama Total			118	
Mount Edgcombe Estates : (Subsidiary of THL)					
231	Rem of Erf 27 Cornubia (TAKE BACK from THD of 133.5943 ha as at 2.4.2015) - still in MEE asset register	T8055/2015	THD	-	B13162/2019: In discussion for transfer back to MEE/ THL as a take-back property. Currently in THD asset register and is bonded *
	Mount Edgcombe Estates Total			-	
Natal Estates (Subsidiary of THL)					
232	Remainder of the Farm Lot 21 No. 1529 (Blackburn extension)	T1547/1921	NAE	20	B6611/2021
233	Rem of Portion 7 of the Farm Lot 19 No.1555 (Bush sliver)	T8516/1990	NAE	0	Not bonded as silver of bush left over in Mount Edgcombe which has no value.

NUMBER	REGISTERED PROPERTY DESCRIPTION	TITLE DEED NUMBER	REGISTERED OWNER	EXTENT (HECTARES)	REGISTRATION BOND NUMBER
				20	
Ohlanga Development Company (Subsidiary of THL)					
234	Remainder of Portion 42 of Lot 31 No. 1560	T25155/2003	ODC	180	B4532/2020
TOTAL				11 876	

*This listing includes certain properties which are subject to "take-back" arrangements/agreements. "Take-back" arrangements refer to agreements to sell a portion of a property (referred to as a full ownership portion) which has yet not been subdivided from the parent property. The portion of the parent property that is not sold is called the take-back portion. The agreement provides that the entire parent property is transferred to the purchaser, with the requirement that once the subdivision is complete, the take-back portion is transferred back to the seller. This will be addressed on a case by case basis following further investigation.

ANNEXURE F - PROXY FORM FOR CREDITORS OF TONGAAT HULETT
LIMITED (IN BUSINESS RESCUE) ("COMPANY") RE: RGS TRANSACTIONS
BUSINESS RESCUE PLAN

For use by the Creditors of the Company **at a meeting ("151 Meeting") convened** in terms of Section 151 of the Companies Act to be held electronically via a video-conferencing platform on Friday 8 December 2023 at 08:00am or at any subsequent adjournment of the meeting.

I/We _____ do hereby appoint:

- i. _____; or failing him/her
- ii. _____; or failing him/her
- iii. the BRP, who acts as Chairman of the meeting,

as my/our proxy to act for me/us and on my/our behalf at the 151 Meeting which will be held for the purpose of considering and, if deemed fit, voting: (indicate with an X)

- 1. To direct the BRPs to adjourn the meeting in order to revise the Business Rescue Plan for further consideration:

In Favour ____ Against ____ Abstain ____

- 2. Approval of the proposed Business Rescue Plan, with or without modification:

In Favour ____ Against ____ Abstain ____

SIGNED at _____ on this _____ day of _____
2023.

SIGNATURE

Power of Attorney / Authorising Resolution attached (where applicable)

NOTES:

1. A Creditor may insert the name of a proxy or the names of two alternative **proxies of his/her choice in the space provided, with or without deleting "the Chairman of the meeting"**. The person whose name stands first on the form of proxy and who is present at the 151 Meeting will be entitled to act as proxy to the exclusion of those whose names follow.
2. The form of proxy must either be:
 - i. Delivered and lodged at Amanzimnyama Hill Road, Tongaat, KwaZulu-Natal, 4400, to be received by not later than 17h00 on Wednesday, 6 December 2023, two days prior to the meeting; or
 - ii. emailed to br@tongaat.co.za by not later than 17h00 on Thursday, 7 December 2023.
3. The completion and lodging of this form of proxy will not preclude the relevant Creditor from attending the 151 Meeting and speaking and voting in person thereat to the exclusion of the proxy appointed in terms thereof, should such Creditor wish to do so.
4. Capitalised words not otherwise defined in this proxy form shall have the meaning ascribed to them in the Business Rescue Plan.
5. If this proxy is signed under power of attorney or on behalf of a company, such authority (i.e. power of attorney (for an individual) or authorising resolution (for a juristic person), as applicable) must accompany it.

EXTRACT FROM THE RGS OFFER LETTER RECEIVED BY THE COMPANY

About RGS

1. The Gulamo family is a fourth-generation Indian-Mozambican immigrant family with a presence in Mozambique for over 100 years. RGS was founded by the Gulamo family in the early 1990s wherein the family seized upon the opportunity for entrepreneurship during Mozambique's transition from a state-controlled economy to a free market by importing goods from familial contacts in Asia into Mozambique and distributing them throughout the country. RGS has since grown **to become one of the country's largest local owned FMCG industrial players** and Agri business players in Mozambique. The RGS business units include:
 - 1.1. RGS Sugar Business: RGS is the sole Mozambican-owned producer of sugar through its ownership in Sena Sugar. Sena Sugar oversees a 10,000-hectare dryland/irrigated sugarcane plantation, mill and refinery along the lower Zambezi. Sena also produces biomass electricity.
 - 1.2. Agriculture: RGS controls over 80,000 ha of agriculture land and its investments include the largest tea plantation in Mozambique. RGS is also developing additional crop opportunities in animal feed and biofuel crops in partnership with the Italian oil major - ENI and the South African business - Unitrans for Middle East and European based off takes respectively. **Row crops are for use in Mozambique in RGS' own mills and factories.**
 - 1.3. FMCG: RGS operates the largest Mozambican-owned edible oil production business and distribution network. RGS also manufactures a range of consumer goods including soaps, candles, detergents, cornmeal, rice, wheat flour, biscuits, margarines, pasta, carbonated soft drinks and bottled water.
 - 1.4. Other: RGS is involved in plastics moulding and are proprietors of a steel fabrication plant. RGS also owns a lithium mine and a gravel quarry. RGS

boasts one of the largest Mozambique-owned logistical fleets and warehouse infrastructure, providing a decisive competitive advantage in the distribution of FMCG and consumer products.

2. Through its varied experience, we believe that RGS is uniquely placed to support the turnaround and growth plans of Tongaat. We outline a few reasons why we believe that RGS should be considered as a suitable partner for Tongaat below:
 - 2.1. Unencumbered Skin in the Game: RGS is investing its own unencumbered funds into the transaction, as such the RGS shares in Tongaat will be unencumbered thereby relieving pressure on Tongaat cashflows and allowing for guarantees from RGS to be unencumbered.
 - 2.2. Balance Sheet: RGS has a sizeable balance sheet. In addition, the RGS Group currently has no net debt whilst holding material cash reserves from retained earnings. RGS is thus well placed to support further capital calls from its own balance sheet should Tongaat require further investment support.
 - 2.3. FMCG Experience: RGS is an FMCG business, we understand the product set and we have been trading it for over two decades. We are thus well placed to compliment Tongaat in this asset class.
 - 2.4. Sugar Experience: Through its investment in Sena RGS has 25 years of experience in the sugar industry.
 - 2.5. Agri-Industrial Experience: **RGS has over 20 years' experience** in Agri processing industries, particularly in FMCG. Consequent to the aforementioned we believe that the RGS Group will hit the ground running and introduce value accretive synergies immediately for the benefit of all Tongaat stakeholders.
 - 2.6. Turnaround Experience: RGS bought Sena Sugar from the global sugar firm Tereos and within a year turned the business around to make its first

profit in over a decade. We believe that our owner managed focus will eliminate several inefficiencies identified at Tongaat.

- 2.7. Relevant Market Experience: As a very successful regional FMCG and Sugar player, we believe that RGS is well positioned to understand and **manage the idiosyncrasies of Tongaat's market. Having built what we believe** is a formidable African business through politically and commercially trying times in Mozambique, RGS is relatively comfortable managing the volatile currencies and the changing political landscapes found in one way or another **in all of Tongaat's markets.**
- 2.8. Distribution Synergy: **By utilizing RGS' Mozambiquan direct to client** distribution model we believe that we can create synergies in Mozambique that will lift EBITDA by more than R500,000,000 in year 1. This estimate has been calculated utilizing the current observed numbers in RGS vis-à-vis what we have observed at Tongaat during our due diligence.
- 2.9. Agriculture Synergies: RGS Group controls 80,000 ha of irrigable land. The ability to partner RGS' land bank with Tongaat's animal feed business and brand could further enhance the diversification of Tongaat's product lines. Moreover, RGS has agreements to supply animal feed to Middle Eastern dairies, RGS may transfer these contracts to Voermol to utilize its expertise in reaching a global market. RGS also has agreements to supply ethanol to European customers, by collapsing this interest into Tongaat, RGS would **substantially enhance Tongaat's earnings and defensive moat.**
- 2.10. Beyond Sugar: RGS sees Tongaat as more than a sugar manufacturer. Our **broader vision for Tongaat is to further exploit the Hulett brand and Tongaat's** customer distribution capabilities into product lines that are brand appropriate in categories where RGS already has vast experience. Lateral brand extensions to be considered after careful study and trials which could be launched off the back of RGS' manufacturing facilities are wheat flour, rice, biscuits, margarine, edible oils, fizzy drinks, water and pasta. RGS believes that it is vital that Tongaat expands its product portfolio as sugar is

likely to be under pressure in the long term due to increased taxation on sugar and evolving lifestyles. Furthermore, should lateral extensions be successful, Tongaat has the unique factor against its potential new FMCG peers of being able to farm and process thereby increasing its ability to extract maximum margins.

3. South Africa Turnaround Plan

3.1. **RGS' turnaround plan is not discussed in detail in the Offer.**

3.2. Each Tongaat country unit has its own idiosyncrasies. However, from our observations the key issues facing South Africa are:

3.2.1. Systems: Integrity, accountability and risk management systems need to be bolstered through best practice frameworks and the paring of bad actors.

3.2.2. Management: The whole industry is facing a decline in skills and a cooperative effort will need to be made by SASA to retain and grow a new crop of skills for the future. In the immediate short term, we have plans in place to augment the dearth of skills especially at factory floor levels.

3.2.3. Technical: Annual and preventative maintenance regimes are currently being poorly executed as a result of poor skills and or funds. We believe that by injecting new funds into Tongaat and compliment existing skills the plants can be brought back to quality production.

3.2.4. Agriculture: **Poor and declining cane quality in Tongaat's** catchment areas may be indicative of poor support being offered to Black Farmers and a lack / or reduced agronomy support being offered to commercial farmers. Both classes of farmers will need to receive additional assurances, agronomy and equipment support or

investment from Tongaat in order to ensure that the partnerships remain mutually fruitful into future.

- 3.2.5. Other: It is likely that the property business will be sold off or **closed. Tongaat's poor climatic positioning vis-à-vis** its South African competitors is a permanent handicap and it is necessary that Tongaat develops additional income streams to ensure the viability of the South African business. We propose appending an ethanol plant on the relevant mills and a material expansion of the **animal feed business. In addition, we are of the view that Tongaat's** biggest asset is the Hulett brand, and we believe that the brand must be tested for suitability for brand extension into other consumer food categories of which RGS has vast experience. We **believe that the Hulett brand coupled with Tongaat's supreme retail reach and complimented by RGS' FMCG experience at field, process and shop level** will allow for new business units to be created with minimal risk.

ANNEXURE H – LISTING OF ISSUED SECURITIES OF THL

(ATTACHED SEPARATELY BELOW)

ANNEXURE H

Source: Computershare

Date: 3 November 2023

TONGAAT HULETT LIMITEDCOMBINED LIST OF MEMBERS AS AT 3 NOVEMBER 2023

Full Name	Shareholder Balance (number of shares)	Shareholder Balance %
ARTEMIS INVESTMENTS PTY LTD ARTEMIS	20 101 793	14,878%
GOVERNMENT EMPLOYEES PENSION FUND	17 778 445	13,158%
JPMCB NA RE CLIENT ASSETS TREATY	13 485 584	9,981%
SBSA ITF PSG FLEXIBLE FUND	4 558 736	3,374%
SBSA ITF PSG BALANCED FUND	4 478 052	3,314%
USHUKELA INVESTMENTS (PTY) LTD	3 969 541	2,938%
MR EBRAHIM AHMED ADAMJEE	2 721 144	2,014%
SBSA ITF SIM IND FND	2 610 259	1,932%
STRAND GROUP DEVELOPMENT PTY LTD	2 565 634	1,899%
GOVERNMENT EMPLOYEES PENSION FUND	2 215 742	1,640%
GOVERNMENT EMPLOYEES PENSION FUND	1 910 948	1,414%
MR MUHAMMAD F TURK	1 062 464	0,786%
MR HIRALALL RAMSUNDER RAMSUNDER	1 038 500	0,769%
MR JOHANNES MATTHEUS DU PLOOY	1 000 000	0,740%
SBSA ITF PSG EQUITY FUND	991 655	0,734%
SAXO BANK AS - CLIENT ASSETS	660 356	0,489%
CLEARSTREAM BANKING S.A LUXEMBOURG	578 427	0,428%
CS SWITZ CLNT OMNI ACC	575 000	0,426%
PIC UIF	554 421	0,410%
MR MUHAMMAD S TURK	543 433	0,402%
MR TSHIANEO MALAKIA NEMAMILWE	540 465	0,400%
PRIVATE SECURITY SECTOR PROVIDENT	503 045	0,372%
MR DEVAN NAIDU	490 000	0,363%
SBSA ITF PSG STA FUND	481 518	0,356%
MEV DEBORA G C SLABBERT	446 323	0,330%
MIPF MIANZO EQUITY	444 998	0,329%
SBSA ITF BCI WORLDWIDE	432 350	0,320%
MR REINHARDT B VAN WYK	411 093	0,304%
MR BHUPINDER GILL	410 939	0,304%
MR PETER HEINZ STAUDE	402 359	0,298%
MR MARIE JOSEPH GERARD GUY FRANCOIS	400 000	0,296%
MR AASIF KASSAM .SUPARIWALA	380 000	0,281%
FRB ITF ABSA ABSOLUTE FUND	353 336	0,262%
ESKOM PENSION AND PROVIDENT FUND	337 115	0,250%
MR PETER A RODGERS	325 701	0,241%
PLEGGED ACCOUNT DO NOT TRADE -	323 843	0,240%
MR GRANT VAN DER WAL	320 273	0,237%
MESSINA INVESTMENTS LTD	314 029	0,232%
CALCIONE INVESTMENTS (PTY) LTD	310 000	0,229%
MR DAVID FARRING WOOLLAM ACC 3	308 231	0,228%
ERNST & YOUNG	298 150	0,221%
EIPF MIANZO EQUITY	291 410	0,216%
JPMCB NA RE CLIENT ASSETS OMNIBUS	290 004	0,215%

Full Name	Shareholder Balance (number of shares)	Shareholder Balance %
RBC IST NON TREATY CLIENTS ACCOUNT	284 777	0,211%
PIC - COMP COMM	283 500	0,210%
ERNST & YOUNG	280 419	0,208%
PLEDGED ACCOUNT DO NOT TRADE -	275 959	0,204%
FRB ITF CHIRON REALFIN MULTI ASSET	275 000	0,204%
MR YUNUS AHMED BHAMJEE	265 000	0,196%
CATHERINE BREHERTON FAMILY TRUST	264 626	0,196%
MRS IZENE FILOMENO	260 000	0,192%
DR ANUSHKA REDDY	250 000	0,185%
DV PROPERTIES	250 000	0,185%
MR MARKUS RAPHAEL ALBERT RAHMANN	250 000	0,185%
TELKOM RETIREMENT FUND MIANZO ASSET	243 721	0,180%
TONGAAT HULETT MANAGEMENT TRUST	228 386	0,169%
MR MICHEAL MOEKETSANE PHALI	223 498	0,165%
PERCENT BNYM AS AGT/CLTS BTG NON	223 084	0,165%
MR ROBERT RAPHAEL MCGLOUGHLIN	222 596	0,165%
MINeworkers PROVIDENT	210 732	0,156%
MR SUSSMAN	210 090	0,155%
MR LIONEL LEATHEM	200 355	0,148%
MIKO NR 135 (PTY) LTD(NO.2)	200 000	0,148%
MR CHRISTIAAN BEZUIDENHOUT	200 000	0,148%
ABOUT TIME INVESTMENTS	200 000	0,148%
PERESEC PRIME BROKERS (PTY) LTD	190 294	0,141%
MR DESHBIR SINGH BHANDARI	183 500	0,136%
FRB ITF GLOBAL AND LOCAL WORLDWIDE	170 334	0,126%
MR ANELE G XULU	167 484	0,124%
MR JOHN GAVIN HUDSON	161 379	0,119%
MR MURRAY HECTOR MUNRO	155 565	0,115%
IN-SIGHT ANALYTIC SOLUTION CONS #2(153 000	0,113%
MR IMRAAN KADODIA	150 000	0,111%
MICHAEL HYATT FAMILY TRUST	144 000	0,107%
MR GIANCARLO FILOMENO	144 000	0,107%
MR THEMBINKOSI MOSES MADONDO	140 004	0,104%
AFRICAN COMPASS TRADING 358 CC	140 000	0,104%
MRS FOWZIA OSMAN	138 330	0,102%
MR GAVIN DE WET	138 267	0,102%
MOMENTUM: EM KRITZAS	136 543	0,101%
OL - MIANZO ENGINEERING INDUSTRIES	135 590	0,100%
MNR NICO DA SERRA	134 659	0,100%
MR TSHEPO MOLAI	132 139	0,098%
POLMED - MIANZO	130 086	0,096%
MR CAMERON MILLER	126 038	0,093%
Y STRATE ACCOUNT INVESTEC MARKETS	126 006	0,093%
MR KYLE KLEINER	125 012	0,093%
MR YASCHIN MOHABIR	123 552	0,091%
MR MOHAMMED ASMAL	122 845	0,091%
UBS SWITZERLAND AG-CLIENT ASSETS	122 561	0,091%
MR CLIFTON NAICKER	120 758	0,089%
MNR RIAAN DU PLESSIS BURGER	120 000	0,089%
REKRIZ (PTY) LTD	120 000	0,089%

Full Name	Shareholder Balance (number of shares)	Shareholder Balance %
FRB ITF PERSONAL TRUST MANAGED FUND	120 000	0,089%
MR WYNAND CORNELIUS VAN ZYL	119 758	0,089%
MR MATOME EUGENE MOREMI	117 966	0,087%
THE DOUGLAS SAUNDERS FAMILY TRUST	116 165	0,086%
MNR BARRY ANTHONY KEARLEY (VER391)	112 300	0,083%
MR SHAUN G GOVENDER	110 900	0,082%
THE SINGH FAMILY TRUST	110 000	0,081%
MR ASIF ALLARAKHA	107 002	0,079%
MR NICOLAS PAUL ISABELLE	105 000	0,078%
MR CONSTANDINOS CARAVOTAS	105 000	0,078%
SACCAWU NATIONAL PROVIDENT FUND CO	104 950	0,078%
MR JOHANNES VAN NIEKERK PRINSLOO	102 826	0,076%
AMH HOLDINGS (PTY)LTD	102 000	0,075%
MRS MELISSA NATALIE CHRISTINE	101 427	0,075%
MR MUHAMMAD F TURK	101 230	0,075%
MRS ROBYN AILEEN BICKER-CAARTEN	100 000	0,074%
MAHKULU INVESTMENTS (PTY) LTD	100 000	0,074%
MR LISTON FRANK MEINTJES	100 000	0,074%
J & M TRUST	100 000	0,074%
LE PRESCIENT FUND NEDBANK ITF	100 000	0,074%
MR CHRISTOPHER BAREND DU TOIT	100 000	0,074%
MR JOHN DAVID MC GOWAN	100 000	0,074%
STEVEN SAUNDERS FAMILY TRUST	100 000	0,074%
MYLOTRON (PTY) LTD	100 000	0,074%
MR LINSHENG YIN	100 000	0,074%
THE CTL TRUST	100 000	0,074%
ANTON MAINGARD FAMILY TRUST	100 000	0,074%
KARL MAINGARD FAMILY TRUST	100 000	0,074%
MR PAUL KLAVER	100 000	0,074%
MR RAJAY AMBEKAR	100 000	0,074%
MR AHMED DAWOOD AKOOB	99 023	0,073%
TONGAAT HULETT MSOP SINGLE CSDP	96 021	0,071%
MR SCHALK WILLEM VAN DER MERWE	94 423	0,070%
MR JORG STREIBING	92 991	0,069%
SION FUND C/O MIANZO SOUTH AFRICAN	92 665	0,069%
MR MORNE VAN ZYL	91 300	0,068%
I PESCATORI CC	91 000	0,067%
MR NDUMISO NKOMO	89 321	0,066%
RAND MERCHANT BANK COLLATERAL	89 082	0,066%
MR PIERRE JOHAN THERON	82 425	0,061%
MR FRANCO COLAROSSO	82 000	0,061%
MR DUSTIN A BROWN	81 000	0,060%
MR MATTHEW LEIGH HERMAN BOUMAN	80 290	0,059%
MR ROSARIO DOS SANTOS SANCHOS CUMBI	80 198	0,059%
MRS ELSE MARIE JOSE STRIVENS	80 000	0,059%
DR SOLOMON GEBEYEHU ACC NR 2	80 000	0,059%
DB FFT CC CLT OMNI	80 000	0,059%
MR RAJESH HARRILALL	80 000	0,059%
MRS KATE S BERRINGTON	78 945	0,058%
DR VIJANDRA RATHILAL JAGLAL	78 212	0,058%

Full Name	Shareholder Balance (number of shares)	Shareholder Balance %
MOMENTUM :KV DICKS	78 100	0,058%
ML MAN ANN- PATRICK O'BRIEN	75 000	0,056%
THE CRUX TRUST	75 000	0,056%
MR JOHN WILLIAM PORTER	74 895	0,055%
MR JOHANNES PETRUS DE LANGE	74 376	0,055%
MR NICHOLAS STEPHEN PROCTOR MEW	73 820	0,055%
DELISTED / SUSPENDED CLIENTS CLAIMA	73 447	0,054%
ESTATE LATE: JOHN WILLIAM KING	71 500	0,053%
MR MANUEL DE SOUSA	71 055	0,053%
MR ARVINDKUMAR DULLABH	70 100	0,052%
REBUFF PTY LTD	70 000	0,052%
MR CHRISTOPHER L CHRISTIE	70 000	0,052%
MRS DARRYL ZOE RANDALL	70 000	0,052%
VBI TRUST PTY LTD	70 000	0,052%
COHESIVE CAPITAL (PTY) LTD	70 000	0,052%
MR NHLAKANIPHO S NGUBANE	70 000	0,052%
MR ABDUL QADIR BANOO	70 000	0,052%
MOMV - MRS V BOWLEY	70 000	0,052%
MR MARCO CASAGRANDE	68 951	0,051%
MR SAGADHEVAN REDDY	68 420	0,051%
MR NOOR M ADAM	68 000	0,050%
MR GEORGE HILTON WOLFF	67 608	0,050%
MR FAIZAL MOHIDEEN	66 300	0,049%
MR MOHAMED SULIMAN GARDEE	64 483	0,048%
MR CHRISTIE GANESAN MOODLEY	64 000	0,047%
DR ANIL KURIAN	63 672	0,047%
TONGAAT HULETT LTD - DBP 2005 BUY	63 216	0,047%
MR GARTH MACPHERSON	63 061	0,047%
IS IND PROV PLAN - M CORBETT	62 500	0,046%
MRS AYESHA BIBI BHAMJEE	61 800	0,046%
MR TREVOR CLYDE COKAYNE	61 000	0,045%
MR ZWELABANTU BUTHELEZI	60 173	0,045%
MR LOUIS JOHANNES RAUBENHEIMER	60 000	0,044%
MR RIAZ SULIMAN GARDEE	60 000	0,044%
MRS LAUREN ANN SALMON	60 000	0,044%
MR RICHARD ANDREW PASCOE	60 000	0,044%
MEV ANNA CORNELIA HUYSAMEN	60 000	0,044%
MR ANICE ASGAR HASSIM	60 000	0,044%
MR PAUL J D P KRUGER	60 000	0,044%
MR MARINUS RAS	59 665	0,044%
MR YUGANDRA NAIDOO	59 637	0,044%
MR JONATHAN HEWITT	59 210	0,044%
MR JACOBUS JOHANNES LAUSBERG	58 116	0,043%
MR ROBERT DAVID AITKEN	57 580	0,043%
DR PARMANAND NARAN	56 688	0,042%
MR ANDREW WINGROVE TEDDER	56 300	0,042%
MR FRANKY BOTHA	56 271	0,042%
AZTEC SECURITIES CC	56 000	0,041%
MR MICHAEL B HUMAN	55 000	0,041%
MISS HESTER HELENA VAN NIEKERK	55 000	0,041%

Full Name	Shareholder Balance (number of shares)	Shareholder Balance %
MR SHIVAJI GADHAVE	54 303	0,040%
THE SHAUN AND TRACY LE ROUX FAMILY	54 300	0,040%
MR DOUGLAS GRAHAM AITKEN	52 500	0,039%
.CORNET FINANCE NON /RES	52 000	0,038%
MRS JOAN EMERY THOMPSON	51 842	0,038%
MIANZO EQUITY LIFE POOL	51 548	0,038%
DR DARSHAN REDDY	51 110	0,038%
THE DOMINICAN SISTERS K.W.T	51 000	0,038%
MR ASHRAF CASSIM BHAM	50 000	0,037%
ML MAN ANN - HOWARD DOUGLAS KINGSLE	50 000	0,037%
MRS VALERIE ROSE BOWLEY	50 000	0,037%
MRS MIRIAM AMELIA DU TOIT	50 000	0,037%
MR ANDREW JAMES TYLER	50 000	0,037%
MR BARRY GEORGE REDMAN	50 000	0,037%
MR MARTIN SEBASTIAN SOLOMON	50 000	0,037%
DR MANOJ KUMAR MANSINGH	50 000	0,037%
MRS REENA SINGH	50 000	0,037%
MR EGENE GENIS	50 000	0,037%
MR DAVID HERMANUS JACOBS	50 000	0,037%
MRS KAREN P DALLAWAY	50 000	0,037%
THE BUSTER FAMILY TRUST -ACC NO.2	50 000	0,037%
DREAMWAVE INVESTMENTS (PTY) LTD	50 000	0,037%
DADEV INVESTMENTS (PTY) LTD	50 000	0,037%
LONG MOUNTAIN TRUST	50 000	0,037%
MEJ MARTHA J CONNOWAY	49 931	0,037%
MR ALASTAIR JOHN HEWITT	49 790	0,037%
MR ALASTAIR LLOYD KALLY	48 050	0,036%
MR JUSTIN ANTHONY SAVAGE	47 647	0,035%
MR GUY NICOLAS HELLENS	46 354	0,034%
NAVAISHA CONSTRUCTION (PTY) LTD	46 319	0,034%
DIE SNYMAN FAMILIETRUST	45 945	0,034%
THE NEIL RUTENBERG FAMILY TRUST	45 000	0,033%
MR THIENUS JOHAN COETZEE	45 000	0,033%
MR WAYNE R MULLER	45 000	0,033%
MARIA DE LOURDES CHILDRENS TRUST	45 000	0,033%
MR WESLEY L NAIDU	44 787	0,033%
MR JOHAN BARNARD	44 661	0,033%
MR WOLFGANG LUDWIG FECHTER NO 2	44 518	0,033%
SBG SECURITIES STRATE PROP TRADING	44 326	0,033%
EBREMMIT PTY LTD	44 237	0,033%
CARISBROOKE TRUST	44 030	0,033%
MR NAZEER AHMED JINA	43 850	0,032%
MR WAYNE R MULLER	43 500	0,032%
EST LATE GREET ELIZABETH ANNE	43 114	0,032%
AUTOWORKERS PROVIDENT FUND C/O	42 497	0,031%
MR SYDNEY DALINTYEBO MTSAMBIWA (NON	42 416	0,031%
MR HERMANUS CHRISTIAAN GERHARDUS	42 261	0,031%
THE ABDUL RAZAK MOOSA FAMILY TRUST	42 000	0,031%
MR TASO HOLMAN	41 278	0,031%
MS CRYSTAL OTTO	41 140	0,030%

Full Name	Shareholder Balance (number of shares)	Shareholder Balance %
CHECON TRUST	41 100	0,030%
SHARES SUSPENDED - CLOSED ACCOUNTS	41 022	0,030%
NEWBY FAMILY TRUST	41 000	0,030%
AFRICAN CHILDREN'S TRUST	40 752	0,030%
MR ASIF ISMAIL	40 128	0,030%
WATERVAL ISLAMIC INSTITUTE	40 000	0,030%
MR ERRICO FERRUCCI	40 000	0,030%
DR ALBERT WILLEM VAN ROOYEN	40 000	0,030%
MR KENNETH VICTOR DICKS	40 000	0,030%
MRS AMINA GARDEE	40 000	0,030%
MR HENRY DE WET	40 000	0,030%
MR FAROUK KARREEM	40 000	0,030%
MR MOHAMED FAHEEM KADER	40 000	0,030%
MRS SAFIA A HASSAN	39 700	0,029%
SBSA ITF MIANZO EQUITY 27FOUR FUND	39 156	0,029%
ESTATE LATE DUNDASS AND MILLER	38 874	0,029%
MR SHAHEEN RASOOL	38 738	0,029%
MR JAMES MCKAY CLELLAND	38 514	0,029%
MR AHMED MOHAMMED ISMAIL SALOOJEE	38 108	0,028%
TRIBELHORN FAMILY TRUST	38 000	0,028%
MR SIMON BALOYI	37 000	0,027%
MR RAMIKOSI RAYMOND MADI	36 750	0,027%
MR VINCENTO PIETRO GHISLENI	36 500	0,027%
MS AMANDA TOISE ALBACK	35 925	0,027%
GSI EQUITY CLEARANCE ACCOUNT	35 871	0,027%
THE SCHWENDY FAMILY TRUST	35 375	0,026%
MR DAYALAN VASIEDAVAN GOVENDER	35 252	0,026%
MR JENMAN	35 206	0,026%
MR NORMAN VICTOR DRIESELMAAN	35 186	0,026%
MR MOHAMMED ABOOBUCKER RAWAT	35 100	0,026%
GELLINGHAM INVESTMENTS 5 (PTY) LTD	35 000	0,026%
MR MOHAMMED ABOOBUCKER RAWAT	35 000	0,026%
MOMV - ENDOW - BOWLEY INCOME TRUST	35 000	0,026%
MR HENRY A MULLON	35 000	0,026%
DAVEY VOS TAX PRACTITIONERS PTY LTD	35 000	0,026%
MR WILHELM LOURENS	35 000	0,026%
MRS SHERANI PATCHIAPPEN	34 250	0,025%
MR LEE DAMONS	33 631	0,025%
MR STEPHEN JOHN LEA	33 500	0,025%
MR GRAEME PETER MUTCH	33 334	0,025%
MRS SANDRA ELLEN LOSER	33 333	0,025%
MRS BEVERLEY ANN MCKEEN	33 333	0,025%
RADIANT RED ROSE PROJECTS PTY LTD	33 304	0,025%
MS ZAINAB BHAMJEE	33 000	0,024%
MTECH CONSULTING CC	32 991	0,024%
DR DEVAN SINGH	32 671	0,024%
MR DAVID GWYNNE REES	32 500	0,024%
MR JACO ADENDORFF	32 500	0,024%
MR MATHEW RENJU	32 188	0,024%
MR MOHAMED HANIF EBRAHIM LAHER	32 000	0,024%

Full Name	Shareholder Balance (number of shares)	Shareholder Balance %
GLACIER FIROZ CACHALIA GLACIER -	32 000	0,024%
MANY MONEY TRADING 188	32 000	0,024%
MR NAICKER	32 000	0,024%
MR AJENDRA MOHANAND MAHARAJ	31 995	0,024%
DR TAARIQ ACKMUD RASHID DADA	31 690	0,023%
MR BRIAN PATRICK KELLY	31 000	0,023%
JT ROSS AND SON PTY LTD	31 000	0,023%
MR MANIVASAGEN MOODLEY	30 800	0,023%
STANDARD CHARTERED BANK SINGAPORE	30 630	0,023%
ANSITION ACCOUNT NO 7 ALEXANDER	30 564	0,023%
MR IAN PHILIP HUNTER	30 411	0,023%
MR FRANCOIS DANIEL HUGO	30 260	0,022%
MR GEORGE EDWARD DA SILVA MADEIRA	30 200	0,022%
MR BRUCE CARL SCHNELL	30 000	0,022%
NAVSUR LIMITED - INTERCON	30 000	0,022%
MR MICHAEL ROBERT CORBETT	30 000	0,022%
SENDHOLM (PTY) LTD	30 000	0,022%
MR RICHARD ANTHONY BOTES	30 000	0,022%
MR MICHAEL ARTHUR MCLOUGHLIN	30 000	0,022%
SFSS NOMINEES PTY LTD	30 000	0,022%
MR JONATHAN CHAMA	30 000	0,022%
MRS LEANNE MARGARET COKAYNE	30 000	0,022%
MRS MARGARETE LUISE ADELE PERNER	30 000	0,022%
MR WERNER ERNST KIENHOFER	30 000	0,022%
MALGAS PTY LTD	30 000	0,022%
MRS DEANNA LEE BLAKE	30 000	0,022%
MR LEON CHRISTO CORNELIUS	30 000	0,022%
MISS PRIYADESHINI SONPAL	30 000	0,022%
MR GELIS HARMSE	30 000	0,022%
MRS DENISE MAE PALMER	30 000	0,022%
MRS ELIZABETH PETRONELLA HUMAN	30 000	0,022%
MR ROCKLAND BOULANGER	30 000	0,022%
MRS AZRA HASSIM	30 000	0,022%
GREENLIGHT CAPITAL TRUST	30 000	0,022%
MBASTON PTY LTD	30 000	0,022%
MR KRIEL	30 000	0,022%
MR MARK OTTO SEELE	30 000	0,022%
MR JONATHAN RICHARD BURNETT	30 000	0,022%
MRS JOHANNA WILLEMIENA HAVENGA	30 000	0,022%
MR EDWARD VAUGHAN SAMMONS	30 000	0,022%
MR WARREN DOUGLAS MCLOUGHLIN	29 922	0,022%
MR DAVID A H GOULD	29 449	0,022%
MR EDMUND KEVIN HARDWICK	29 000	0,021%
ABSA GROUP PENSION ABSOLUTE RETURN	29 000	0,021%
MR BRETT D KIMBER	29 000	0,021%
MS MAUREEN JOANANN MILES	29 000	0,021%
CORPORATE TRAVEL 18 (PTY) LTD	28 916	0,021%
MRS AZRA ASVAT	28 500	0,021%
MR ALAN HAYWARD	28 373	0,021%
MR ANDREW SPANJAARD	28 299	0,021%

Full Name	Shareholder Balance (number of shares)	Shareholder Balance %
MR JACOB JOHANNES BREYTENBACH	28 155	0,021%
MOTOR INDUSTRY PROVIDENT FUND C/O	28 150	0,021%
MNR JOHANNES GERHARDUS JOOSTE	28 000	0,021%
DH BROTHERS INDUSTRIES (PTY) LTD	28 000	0,021%
MR CHRISTOPHER DAVID CLEARY	27 929	0,021%
MR DOMINGOS PINHEIRO MOREIRA PINTO	27 800	0,021%
MR JUSTIN DAVID FLOOR	27 610	0,020%
MR GRAHAM ZIEGLER	27 500	0,020%
MR ANTONIO NEIVA	27 430	0,020%
MR RAMSAMY GOVENDER	27 416	0,020%
MR ABRAHAM ANDRE BOTES	27 236	0,020%
HB BLOCH AS TRUSTEE HAROLD BLOCH	27 000	0,020%
MR DAVID J KASSELMAN	27 000	0,020%
MR NAEEM ABDUL	26 942	0,020%
DR ZAHED ABDOOL	26 771	0,020%
MNR JOHANNES HENDRIK BEZUIDENHOUT	26 300	0,019%
MR THOMAS HAROLD NICHOLLS	26 058	0,019%
MR LEON THOM	26 016	0,019%
MR SEGUPI TEBOGO MAKAMELA	26 000	0,019%
MR DEON OOSTHUIZEN	26 000	0,019%
TNE CAPITAL PTY LTD	25 911	0,019%
MR TIELMAN ESPAG	25 673	0,019%
CINDLES INVESTMENTS CC	25 500	0,019%
MR ABRAHAM CHRISTIAAN VAN HEERDEN	25 500	0,019%
MR SEAN MILNE	25 500	0,019%
MR AKASH SINGH	25 442	0,019%
MR NICO DE BEER	25 320	0,019%
GRAINS FOR AFRICA COMMODITY BROKERS	25 296	0,019%
MR ETIENNE FOURIE	25 275	0,019%
MR DAVID CHRISTOPHER GORDON MURRAY	25 273	0,019%
MR LLEWELLYN H LAMBERT	25 250	0,019%
MRS NAN HANSMEYER	25 080	0,019%
MNR CHRISTIAAN COENRAAD	25 067	0,019%
KULFI INTERNATIONAL(PTY) LTD	25 000	0,019%
MELLISH INVESTMENT HOLDINGS (PTY) L	25 000	0,019%
RD BURGER MOTORS CC	25 000	0,019%
MR DESMOND MAYERS	25 000	0,019%
MR MOHAMED SALIM GANI	25 000	0,019%
DR MUNASHE CHIWIRA	25 000	0,019%
MR ABDUL RAZAK DAWOOD HASSAM MOOSA	25 000	0,019%
MR MARK LENNARD SHANE SILVER	25 000	0,019%
MOMV-ENDOW-THE RHODES FAMILY TRUST	25 000	0,019%
MR AMI FRANCOIS PILLMAN	25 000	0,019%
DR CHIH-YUAN CHEN	25 000	0,019%
CLANCOL (PTY) LTD	25 000	0,019%
MOMV - LA - GRAHAM ANDERSON	25 000	0,019%
MRS PAMELA CLAIRE BARR	25 000	0,019%
MR IAN GRAAN HOLMES LT	25 000	0,019%
MEV ANET MARIANA AHERN	25 000	0,019%
MNR JAKOBUS HENDRIK LOUW NEL	25 000	0,019%

Full Name	Shareholder Balance (number of shares)	Shareholder Balance %
NEW ELAN BUSINESS SOLUTIONS (PTY)LT	25 000	0,019%
MR ALEXANDER GEOFFREY HUBER	25 000	0,019%
MR PHILIP J OXENHAM	25 000	0,019%
MRS FRANCINA JACOBA OOSTHUIZEN	24 929	0,018%
MR WOLPE	24 842	0,018%
MR GARY P JACKMAN	24 800	0,018%
GROVE 259 (PTY) LTD	24 710	0,018%
MRS TRESA ESTHER KALLY	24 700	0,018%
MR STEVEN VICTOR BOSTOCK	24 500	0,018%
MR GYSBERTUS JANSE VAN RENSBURG	24 300	0,018%
MRS ADILA CHOWAN	24 117	0,018%
MR RUSSELL DAVIDSON	24 000	0,018%
FREGATE EXPORTS CC	24 000	0,018%
MR INBASAGREN PATHER	23 773	0,018%
MR AARON GANESH	23 700	0,018%
MR SHIKAR SALIKRAM PARTAB	23 674	0,018%
PNP) PPWAWU-MIANZO ASSET MANAGEMENT	23 349	0,017%
TAIOSEC (PTY) LTD	23 325	0,017%
MR LEONARD D NAIDOO	23 075	0,017%
MRS NOKUKHANYA P VILAKAZI	23 015	0,017%
ARK ROCK CAPITAL (PTY) LTD	23 000	0,017%
MR HAJEE A R ALLI	22 907	0,017%
MR CARLOS A DE VASCONCELOS	22 878	0,017%
MR SOLOMON GORDON	22 500	0,017%
MR GOOLAM HOUSEN ABOO	22 500	0,017%
MR MATTHEW DAVID NICHOLLS	22 149	0,016%
MR NAZIRAHMED SULIMAN JOOSUB	22 000	0,016%
MR RONALD JOHN & JENNIFER MARLENE	22 000	0,016%
MR CRAIG BOWLES	22 000	0,016%
MR VIRAJ RAMLAKUN	22 000	0,016%
MAIN STREET 1634 (PTY) LTD	22 000	0,016%
MR ANDRE LOOCK	21 815	0,016%
MR NEIL GERSTNER	21 700	0,016%
MR SHELDON NAIDOO	21 617	0,016%
MRS KHADIJA YUNUS BHAMJEE	21 500	0,016%
MR KABIR OSMAN	21 410	0,016%
MS MADITSHABA ANDRONICA CLEMENTINE	21 400	0,016%
MR KENNETH PHAKAMA FICHELE	21 339	0,016%
MOMENTUM: PA GILIOMEE	21 246	0,016%
MR CARL DE BEER	21 190	0,016%
MRS NOMAGUGU NKOMO	21 140	0,016%
MRS JOANNA BERNADETTE JENKINSON	21 000	0,016%
MR NICHOLAS THRUSSELL JENKINSON	21 000	0,016%
MR JOHNNY SIMON	20 966	0,016%
MR JULIAN LEIGH JOOSTE	20 905	0,015%
MNR MARIUS FOURIE	20 609	0,015%
FIVE PUKEKOS TRUST	20 550	0,015%
MRS PADMANI MC QUADE	20 500	0,015%
MR BEATUS TRUST	20 260	0,015%
MR MARIUS LOMBARD	20 215	0,015%

Full Name	Shareholder Balance (number of shares)	Shareholder Balance %
MR SHASHIKANT PARAG NAROTAM	20 200	0,015%
MR YASVANTRAI PARAG NAROTAM	20 200	0,015%
MR JACOBUS C GELDENHUYS	20 150	0,015%
MR VINOD KUMAR	20 117	0,015%
MR ALTAAF TAR MAHOMED	20 038	0,015%
THREADNEEDLE STREET INVESTMENT (LEN	20 000	0,015%
PG SENEKAL FAMILIE TRUST	20 000	0,015%
MRS MARIA ELIZABETH STEYN	20 000	0,015%
MR SULEMAN ABOOBAKER KALLA	20 000	0,015%
MR RIAZ MOOSA GANI	20 000	0,015%
MR LOGAN STEYN	20 000	0,015%
MISS LINDA LOMBARD	20 000	0,015%
MR ASHOKKUMAR LALLOO RAMA	20 000	0,015%
CJ BAKKES TESTAMENTARY TRUST	20 000	0,015%
CCOUNT COMMERZBANK AG	20 000	0,015%
BEWAARVIRPOT TRUST	20 000	0,015%
THE CLM TRUST	20 000	0,015%
MR GAVIN COOPER	20 000	0,015%
MR CARLOS ALBERTO NUNES ALVES (Y5)	20 000	0,015%
MR BRENT GARNES DENNIS TROWER	20 000	0,015%
MR BRIAN GEORGE BURNS	20 000	0,015%
MRS BEVERLEY LE ROUX	20 000	0,015%
ML PRES PROV (PIERRE DANIEL ROUSSE	20 000	0,015%
ML MAN ANN - RCB PRICE	20 000	0,015%
MR NIGEL MCCLURE	20 000	0,015%
MR ROY ANTHONY PEPPER	20 000	0,015%
MOMV - ENDOW - HALL FAMILY TRUST	20 000	0,015%
DAGASSO INVESTMENTS PTY LTD	20 000	0,015%
SIDDLE FAMILY TRUST	20 000	0,015%
MR PALANIVELOO MOODLEY	20 000	0,015%
MR ALON KIRKEL	20 000	0,015%
MR ROBIN ALLAN SUTTLE	20 000	0,015%
MR RIAAZ SATAR ESSA	20 000	0,015%
MR DOUGLAS ROBERT MCLEAN	20 000	0,015%
MR SHIRAZ AHMED-KATKODIA	20 000	0,015%
MOMV - LA - GU BOTTIN	20 000	0,015%
MR WARREN ERROL SHEAHAN	20 000	0,015%
ESTATE LATE GR STOCKEN	20 000	0,015%
MR FRANCESCO STURINO	20 000	0,015%
CHIRON ASSET MANAGEMENT (PTY) LTD	20 000	0,015%
MR RYAN VAUGHN EICHSTADT	20 000	0,015%
ABSA SBSA ITF MOMENTUM REAL RETURN	20 000	0,015%
DR BRYANT RAPHAEL ROUX	20 000	0,015%
MR CASSIM ISMAIL ABOO	20 000	0,015%
MR HUGO JOHAN DE WAAL	20 000	0,015%
MR JOHANNES MAHLAELA	20 000	0,015%
MR WILLEM VENTER	20 000	0,015%
MR WARRYN JERMAINE DAVID	20 000	0,015%
MR KEVAN HARRY JOHNSON	20 000	0,015%
MR YUGENDRAN GOVENDER	20 000	0,015%

Full Name	Shareholder Balance (number of shares)	Shareholder Balance %
MR ENRICO DURAND CANTON	20 000	0,015%
MR BILAL AHMED JAKHURA	20 000	0,015%
MNR KRITZINGER	20 000	0,015%
MR MOHAMMED Z KARA	20 000	0,015%
MR TERRY STARK	20 000	0,015%
MARK SCHEWITZ FAMILY TRUST	20 000	0,015%
MR ISRAEL BLASBALG	20 000	0,015%
SENDHOLM (PTY) LTD	20 000	0,015%
MR WILLEM R LORETZ	20 000	0,015%
THE RIDGE FAMILY TRUST	20 000	0,015%
THE GREENWICH FAMILY TRUST	20 000	0,015%
MR ERNST L K ROUX	20 000	0,015%
MR SCHALK VAN ZYL	20 000	0,015%
MRS MAUREEN LINDA DOLOWITZ	20 000	0,015%
MR DAVID MARK MEADOWS	19 905	0,015%
MR ISAAC TEBOGO MOTSI	19 890	0,015%
K2014218995 (SA) (PTY) LTD	19 840	0,015%
MR CHAO-SHENG CHANG	19 722	0,015%
MR TSHEPO MOLAI	19 629	0,015%
MR ASHWIN DULEEP	19 568	0,014%
MR CRAIG ALAN MURRAY	19 500	0,014%
MR JULIAN CLOETE	19 450	0,014%
MR MATTHEW KREEVE	19 400	0,014%
MR IAN EYBERS	19 400	0,014%
MR VISHNU MAHARAJ	19 340	0,014%
RICH REWARDS TRADING 34 PTY LTD	19 210	0,014%
MR PAUL AVANT SMITH	19 100	0,014%
MR SEGUPI MAKAMELA	19 089	0,014%
MR MUHAMMED AKOOB	19 050	0,014%
MR ROBIN GODSIFF	19 016	0,014%
MR WASEEM KAROLIA	19 000	0,014%
J AIREY 2	18 945	0,014%
MR SACHIN RAM ASARY	18 863	0,014%
MR MUHAMMAD F TURK	18 728	0,014%
MR IMRAAN E OMAR	18 656	0,014%
MR RIAAN NEL	18 642	0,014%
MRS MICHELLE MINETTE JEAN-LOUIS	18 607	0,014%
MR MAHOMED CHOWAN	18 600	0,014%
MR CHRISTIAAN BOTHA	18 534	0,014%
ESTATE LATE CA WOLFE-COOTE	18 500	0,014%
FRB ITF ABSA MULTI MANAGED CORE	18 500	0,014%
MR MADURAY SUBRAMONEY GOVENDER	18 300	0,014%
MR JOHN ANTHONY WALLS	18 254	0,014%
MR MELDT REID VAN DER SPUY	18 217	0,013%
PROF ANGUS PETER MACDONALD	18 200	0,013%
MR PRAGASON VEDANATHAN MOODLEY	18 025	0,013%
MS IMOGEN BESTER	18 009	0,013%
MR GERHARD VAN DER LINDE	18 000	0,013%
MR FRED BERRY	18 000	0,013%
MRS RUSHENTHREE NARASIMALOO	18 000	0,013%

Full Name	Shareholder Balance (number of shares)	Shareholder Balance %
MR MANOGRAN MUDALY	18 000	0,013%
MR SINODH MATHURA	18 000	0,013%
MS MOLOKO RAMOHLALE	17 994	0,013%
MR WILLEM FREDERICK LUDICK	17 957	0,013%
MR COLIN MCCABE	17 867	0,013%
MR WILLEM SMIT	17 862	0,013%
MR PEARCE	17 812	0,013%
MR BERNARD J C LABLACHE DE CHARM	17 730	0,013%
MS BRIGITTE SIGRID HANSEN	17 500	0,013%
MR JACOBUS MELGEORGE JERLING	17 500	0,013%
MR WILLEM PETRUS VAN DER WESTHUIZEN	17 500	0,013%
MR LAWRENCE MOLAI	17 500	0,013%
MR CORNELIS PIERNEEF NEL	17 499	0,013%
MR HENRY ALAN FLEETWOOD	17 396	0,013%
MR DAVID TIMOTHY JOLLANDS	17 293	0,013%
MR THAKATHI S SHIKA	17 285	0,013%
MR GRAEME HEWITT	17 093	0,013%
MR ROBERT GUILLUM-SCOTT	17 080	0,013%
4288759 SPP ILRAP FOR M BRESLIN	17 000	0,013%
MR MOSES TUMISANG TSEHLO	17 000	0,013%
MR ANDRE GEORGE STEYN	17 000	0,013%
MRS RENE JEANNE KRUGER	17 000	0,013%
MR MALCOLM IAM6132	17 000	0,013%
PSG LIFE: JHL SCHEEPERS	17 000	0,013%
MR INAYET S HOOSEN	17 000	0,013%
STRATH EDEN INVESTMENTS (PTY) LTD	17 000	0,013%
MR VAUGHAN KORTE	16 857	0,012%
MR JEAN-MICHEL BOTHA	16 800	0,012%
EST LATE WILLEM P KRUGER	16 709	0,012%
DR IVO REUNING	16 431	0,012%
MR ARMIEN SOEKER	16 309	0,012%
MR MUHAMMAD SHUAIB JAZBHAY	16 300	0,012%
MOMENTUM-PP027649361 MM1100 N	16 000	0,012%
GAVIN ROBERT TRUST	16 000	0,012%
MR CAMERON S DELPORT	16 000	0,012%
MR HAROLD PETERS	16 000	0,012%
MR STEFAAN ROBERT BERTRAND RICHARD	16 000	0,012%
MR BRETT CHRISTOPHER REDMAN	16 000	0,012%
MR YINON LEVY	16 000	0,012%
MR YUSUF MAHOMED MOOLA	15 986	0,012%
MR ANDRIES S DU TOIT	15 977	0,012%
MR PATRICK MALCOLM KELLY	15 800	0,012%
THE CORONATION BRICK & TILE CO LTD	15 661	0,012%
MR DENNIS TREVOR HOFFMAN HOFFMAN	15 600	0,012%
MR SICELo MASINGA	15 576	0,012%
MRS EUNICE ANTOINETTE VAN ASWEGEN	15 560	0,012%
MR JOAO N P FERNANDES	15 550	0,012%
MR BARNETT KEVIN SKLAAR	15 457	0,011%
MR KYLE ABBOTT	15 430	0,011%
MRS FIKILE ASHANTI MABENA	15 315	0,011%

Full Name	Shareholder Balance (number of shares)	Shareholder Balance %
COTERIE INVETMENT GROUP (PTY) LTD	15 230	0,011%
MR HEINDRICH WILLERS	15 225	0,011%
MISS GABRIELLA LOUISE SALGADO	15 178	0,011%
MR CHRISTOPHER JOHN DOWLEY	15 136	0,011%
DR MILTON SELWYN MAURICE PEARSON	15 000	0,011%
MRS JESSICA TIMCKE	15 000	0,011%
MR GRAHAM ALBERT SPENCER	15 000	0,011%
MR NICOLAAS MICHIEL WALRAVEN	15 000	0,011%
MR WILHELM FRIEDERICH ERASMUS	15 000	0,011%
MOMENTUM LIFE-PP023595941 MM0238 RP	15 000	0,011%
MULTILECT UMBRELLA PROVIDENT FUND-S	15 000	0,011%
FLY NOW TRAVEL AND TOURS (PTY) LTD	15 000	0,011%
MR STUART GEORGE LIPP	15 000	0,011%
THE SCOUT FOUNDATION	15 000	0,011%
DR SUSAN RUTH BLIEDEN	15 000	0,011%
MRS MARY CAROLINE RABIE (VT)	15 000	0,011%
MR JAMES GORDON GREENER	15 000	0,011%
MNR LOUIS LOUW LOUBSER(AANDELE)	15 000	0,011%
MR RUAN LOUW	15 000	0,011%
MRS CARLA MASSEY KEMP	15 000	0,011%
JACOBUS NEL TESTAMENTARY TRUST	15 000	0,011%
ML PRES PEN - ROUSSEAU	15 000	0,011%
MRS IRENE CLAIRE O'BRIEN	15 000	0,011%
DR GARETH RICHARD HIDE	15 000	0,011%
MR & MRS BEVERLEY & CHRISTOPHER	15 000	0,011%
MS ALETTA JOHANNA WATT	15 000	0,011%
MR GAVIN FRANK HASENBROEK	15 000	0,011%
IW ROBINSON TESTAMENTARY TRUST	15 000	0,011%
MR NOEL HARLEY DOLMAN	15 000	0,011%
MRS MOONEEN ROSEMARY COUSINS	15 000	0,011%
MOMC - LIVING ANNUITY - STUART LIP	15 000	0,011%
MR FEIZUL AYOB	15 000	0,011%
MR ANTHONY CHARL GREYLING	15 000	0,011%
DR AVISHKAR PILLAY	15 000	0,011%
MS JACQUELINE ELIZABETH	15 000	0,011%
MRS ELIZABETH MARIA BEAVON	15 000	0,011%
POOR BOYS INVESTMENT	15 000	0,011%
MRS ANTONINA STURINO NO2	15 000	0,011%
MR SVEN WOERMANN	15 000	0,011%
MR SEAN BLAKE FOTHERINGHAM	15 000	0,011%
MR FRANS DE BRUYN	15 000	0,011%
MRS JUNE ROSE TUDHOPE	15 000	0,011%
MR MICHIEL JACOBUS BREED	15 000	0,011%
MS JOHNSON	15 000	0,011%
RAILWAY BOTTLE STORE CC	15 000	0,011%
MR DEREK J J THOMAS	15 000	0,011%
MR STEPHEN E E WARD	15 000	0,011%
MR BRYAN ROBERT BROEKMAN	15 000	0,011%
MRS SHARMINE DHAWNARAIN	15 000	0,011%
REINER INVESTMENTS(PTY)LTD	15 000	0,011%

Full Name	Shareholder Balance (number of shares)	Shareholder Balance %
MR NIGEL SEDRICK VOLLENHOVEN	14 950	0,011%
MS VERONICA MARION ROSS	14 704	0,011%
KLEINPLASIE BOERDERY (PTY) LTD	14 600	0,011%
MEV ANNEKE SCHAAFSMA	14 519	0,011%
MR DHANAPALAN LINGAPA MOODLEY	14 500	0,011%
MR COENRAD HUMAN	14 500	0,011%
MRS IRO CACHERO	14 500	0,011%
MR ANDREW DE HAAST	14 481	0,011%
MR DEON MARIUS VAN DEN BERG	14 466	0,011%
MR ARMAND OOSTHUIZEN	14 450	0,011%
MR KELLY	14 300	0,011%
SOLITAIRE TRUST	14 200	0,011%
MR ISMAIL SULEMAN ADAM	14 200	0,011%
MR DAVID LAWRENCE SHAPIRO	14 000	0,010%
MR GEOFFREY MICHAEL VAN LEAR	14 000	0,010%
MRS NOREENE ROSEMARY GRAHAM	14 000	0,010%
MR DHIREN SHANTILAL GOVAN	14 000	0,010%
MRS MERILYN VICTORIA LEWIS	14 000	0,010%
NSRI ENDOWMENT TRUST	14 000	0,010%
MR PETER MICHAEL WIESELTHALER - A/C	14 000	0,010%
MR SHAUN ANGUS LE ROUX	14 000	0,010%
MR ROY WILLIAM VAN RENSBURG	14 000	0,010%
MR RUDI ROELOFSE	13 983	0,010%
MR WILLEM JOHANNES VAN DEN BERG	13 975	0,010%
MRS THANTASWA MAZIBUKWANA	13 900	0,010%
MRS ZUBEIDA OSMAN	13 892	0,010%
MR VISVANATHAN RUNGANATHAN KISTEN	13 814	0,010%
MR ALAN HARTY	13 773	0,010%
MR MICHAEL BRIAN HENRY LAW	13 700	0,010%
MR CLINTON WARREN	13 634	0,010%
MR JOHANNES HERCULES VILJOEN	13 600	0,010%
MR GANAS PILLAY	13 555	0,010%
MR THEMBA MAZIBUKO	13 529	0,010%
MR NISHANTH DAYANANDAH NAIDU	13 508	0,010%
JUSTIN&ELSA SCHAFFER FAM UCT SCHOLA	13 500	0,010%
UNDER 30'S SYNDICATE	13 500	0,010%
MR MARK DAVID WALSH	13 500	0,010%
FRB ITF ABSA MULTI MANAGED ABSOLUTE	13 500	0,010%
MR AVINASH RAJLALL GOBIND	13 368	0,010%
MR JOHANNES DE LANGE	13 325	0,010%
MEV ISABELLA MAGALENE MATTHEE	13 310	0,010%
MR ABDULRAUF OMAR	13 226	0,010%
MR DEREK BOTHA	13 200	0,010%
MR JAN GYSBERT LE ROUX	13 065	0,010%
MR DENNIS HO	13 052	0,010%
MR NORMAN GRANT PELMAN	13 001	0,010%
EST LATE LAMB LORRAINE SYBIL	13 000	0,010%
MR DERRICK DOBSON	13 000	0,010%
MRS ELRIKA CLOETE (LIO701)	13 000	0,010%
MOMENTUM LIFE - PP022593354 MM0154	13 000	0,010%

Full Name	Shareholder Balance (number of shares)	Shareholder Balance %
MR DENZEL VAN DE WEG	13 000	0,010%
MR JOSE ANTONIO COELHO PROENCA	13 000	0,010%
MR PHILIP THOMAS JOHNSON	13 000	0,010%
MR ASLAM S KALLA	12 900	0,010%
MR NEIL ABBOTT	12 790	0,009%
MRS BARBARA HANCOCK	12 778	0,009%
MISS LELE OLGA LESHILO	12 712	0,009%
MR SEAN WALSH	12 700	0,009%
MR NICOLAAS JACOBAS ROETS	12 672	0,009%
MS COETZEE	12 619	0,009%
MRS HELGA FELICITAS CHARLOTTE	12 611	0,009%
MR MATHIAS JOHN MYCIELSKI	12 500	0,009%
MRS ANAPHIA VAN DER BROEK	12 500	0,009%
MR GEORGE ALEXANDER KINMONT	12 500	0,009%
MRS ANNETTE CAPPER	12 500	0,009%
THE PETER CAPPER FAMILY TRUST	12 500	0,009%
MRS BERYL ERNA KEARNEY	12 500	0,009%
MR ROGER CHRISTOPHER BERNARD PRICE	12 500	0,009%
GERSON JACOBS INVESTMENTS (PTY) LTD	12 500	0,009%
MR THEMBA MTHULI LANCELOT SANGWENI	12 500	0,009%
MRS ZUBEIDA ALLIE	12 500	0,009%
MNR BURGER VISSER	12 500	0,009%
MR ATHOS PHYTIDES	12 500	0,009%
MS TANYA LININGTON	12 500	0,009%
MNR JOHANNES C VAN ASWEGEN	12 373	0,009%
MR KLEYNHANS	12 345	0,009%
MR ROBIN BEACH	12 250	0,009%
MR WASEEM MAHOMED	12 231	0,009%
SIR ANDILE SIYABONGA NDHLOVU	12 187	0,009%
MR ANDRE PETER STEYNBERG	12 134	0,009%
MISS ELSIE NOMUSA MOLAI	12 067	0,009%
MR DAVID MICHAEL MCCULLOUGH	12 060	0,009%
MR SYLVESTER KOBO	12 056	0,009%
CVNK INVESTMENTS(PTY)LTD NO3	12 000	0,009%
MR GEOFFREY MICHAEL VAN LEAR	12 000	0,009%
MR GERHARD J VOGES	12 000	0,009%
MNR NICHOLAAS VAN DER WESTHUIZEN	12 000	0,009%
MR CLINT PAUL BROEDERS	12 000	0,009%
MR JOHN LAWRENCE KRAMER	12 000	0,009%
MR BRIAN ALLISON	12 000	0,009%
MR BIMAL MAHARAJ	12 000	0,009%
MS SAMANTHA SHUKLA	11 900	0,009%
MR PAUL WILLIAM RUSSELL (NO. 2 A/C)	11 881	0,009%
MS DELTA MATSEKO MAKHAFULA	11 848	0,009%
MR PAUL SIMON GREEN	11 804	0,009%
MR RHOAN ABBOTT	11 800	0,009%
MR DEREK ROSS SUMMERS	11 800	0,009%
MR SEBITI SYLVESTER KGATLA	11 771	0,009%
MR ARNOLD PONELA	11 760	0,009%
MR ALEXANDER RAYMOND VAN WYK	11 720	0,009%

Full Name	Shareholder Balance (number of shares)	Shareholder Balance %
DR ZABIR SONI	11 700	0,009%
EXOR OF DESMOND JOHN HAMILTON	11 672	0,009%
MR SACHIN GOVENDER	11 645	0,009%
HAELLS ENTERPRISES (PTY) LTD	11 600	0,009%
THE PEGGY TORRANCE BARRETT FAMILY T	11 527	0,009%
MR DEEPU ALEXANDER	11 502	0,009%
MR DEREK BOTTOMLEY	11 500	0,009%
MR EUGENE DE LANGE	11 500	0,009%
HYDE HOLDINGS LIMITED	11 480	0,008%
MR DANIEL STRYDOM	11 480	0,008%
CECIL ANTHONY LIEGE BROWNE ESQ	11 476	0,008%
MR DEVIN BEATTIE	11 475	0,008%
MR ELFAS SELLO MAHLOMOTJA	11 361	0,008%
MR MOHAMMED LAHER	11 350	0,008%
MR STEPHANUS FRANCOIS LE ROUX	11 301	0,008%
MRS NIRVASHA REDDY	11 268	0,008%
DR CHARLES NYOKA	11 222	0,008%
MR EBENHAEZER VAN SCHALKWYK	11 133	0,008%
MR GARTH FRENCH	11 123	0,008%
MULTILECT MANAGED ANNUITY'FOR SURE'	11 100	0,008%
MR THEMBA MOTHA	11 099	0,008%
MR NICHOLAS ORTON	11 063	0,008%
ROYDEN OSWALD ARBUCKLE WILL TRUST	11 056	0,008%
MR MICHAEL TERENCE CROSSMAN	11 000	0,008%
MRS CAROLYN JANE EALES	11 000	0,008%
MR NOOR-MAHOMED SACOOR	11 000	0,008%
MR MOHAMED R ISMAIL ABDOOLA	11 000	0,008%
MR PRAVEEN MOODLEY	11 000	0,008%
MR JOSUA DRUMMOND BEKKER	11 000	0,008%
MR SANJAY THILSKPERSADH BAIJNATH	10 971	0,008%
MRS NOMATHOKAZI PHUMELA DINGAAN	10 915	0,008%
MRS ELSIE VOS	10 915	0,008%
MR KARABO POOE	10 899	0,008%
MR LEONEL FERNANDES	10 832	0,008%
THE KABAN TRUST	10 800	0,008%
MR CHRISTOPHER ALEXANDER	10 785	0,008%
MR MOHAMED JAFFER	10 699	0,008%
DR LEEENDERT DEKKER	10 635	0,008%
MRS ROBYN ANN MURRAY	10 574	0,008%
MR PERUMAL GANESH PILLAY	10 560	0,008%
MR SIMON EDWARD JOHNSON	10 500	0,008%
MR SHABEER HOOSEN	10 500	0,008%
MRS JUDITH ANNE REID	10 500	0,008%
MR ANIL ANTHONY LALLOO	10 473	0,008%
MR WYNAND SWART	10 416	0,008%
KLEINPLASIE BOERDERY (PTY) LTD	10 400	0,008%
ESTATE LATE NORMA WALKER +	10 351	0,008%
HOTEL OUTENIQUA (PTY) LTD	10 339	0,008%
MR MATTHEW C CLACK	10 331	0,008%
MEV MARIA MAGDELENA DU TOIT	10 327	0,008%

Full Name	Shareholder Balance (number of shares)	Shareholder Balance %
THE AGINSKY FAMILY TRUST	10 314	0,008%
MR STEWART JEFFREY KROOK	10 306	0,008%
MR DEVAN PERUMAL	10 300	0,008%
MR IMTIAZ A Y LAHER	10 284	0,008%
MR PAUL RICHARD MARKETOS	10 275	0,008%
MR NOORMOHAMED SULEMAN	10 251	0,008%
MR SMANGALISO MKHABELA	10 250	0,008%
MR JP VILJOEN	10 244	0,008%
MR NORMAN JONATHAN GANZ	10 215	0,008%
MR CHOCKALINGAM SOOBRAMONEY GRAMANI	10 205	0,008%
MR BOWMAN	10 203	0,008%
MR IMRAAN MOHAMED	10 140	0,008%
MR MARC WALZ	10 111	0,007%
PSG MANAGEMENT SERVICES (PTY)	10 108	0,007%
MR JOHANNES L D W BERNARDU	10 100	0,007%
MR ASHOKUMAR MAHARAJ	10 071	0,007%
MS CANSY MOLOSANKWE	10 003	0,007%
MR NICOLAAS ROODT	10 002	0,007%
1879162 SPP ILLAP FOR CF FOGWELL	10 000	0,007%
MR PAUL LE SUEUR	10 000	0,007%
MR ABUBAKER AHMED MOOSA	10 000	0,007%
MR YASVANTKUMAR VALLABH HARKHA	10 000	0,007%
MRS CAROLA FREER	10 000	0,007%
MR GLENN TURNER	10 000	0,007%
MR GIAN PIETRO. LUSARDI	10 000	0,007%
MRS NORMA VALERIE DU HECQUET DE	10 000	0,007%
MRS JILLIAN MARY MC JANNET	10 000	0,007%
MR WILLEM PETRUS STEYN	10 000	0,007%
MR HAROON TAYOB	10 000	0,007%
MRS JAMILLA AREFF	10 000	0,007%
MR HASSEN AREFF	10 000	0,007%
MR MONISEN SOKAY	10 000	0,007%
MR VASENTRAI RAMA	10 000	0,007%
MR MR C.J.J & MRS M.E.JOUBERT	10 000	0,007%
MR BRUCE HALL HAIKNEY	10 000	0,007%
MR CARLOS JACQUES WAEKENS	10 000	0,007%
MM0116 RP MR HUNTLEY ROBERTSON	10 000	0,007%
GLACIER GLACIER SMITH BT	10 000	0,007%
GS & C MYNHARDT FAMILIE TRUST	10 000	0,007%
BRIAN TREVOR SNELL FAMILY TRUST (2)	10 000	0,007%
MRS FOZIA SADEK	10 000	0,007%
AHMED ISMAIL JADA FAMILY TRUST	10 000	0,007%
THE MARSHAN TRUST	10 000	0,007%
DR JANETTE CLARE GRACE DEACON	10 000	0,007%
MR DOUGLAS STUART PULKER	10 000	0,007%
MR ANDREW CHARLES LONMON-DAVIS	10 000	0,007%
MR EBRAHIM SULEMAN MOTALA	10 000	0,007%
MR ANTONIO LUIS DE MAGALHAES	10 000	0,007%
PROF STEPHEN JURISICH	10 000	0,007%
DR MUHAMMED ESSOP VAYEJ	10 000	0,007%

Full Name	Shareholder Balance (number of shares)	Shareholder Balance %
MS ANNE PAPPENHEIM	10 000	0,007%
MS SUZANNE COLLINGS HALLIER	10 000	0,007%
JACOBUS COENRAD PETRUS BEKKER AS	10 000	0,007%
MR JOHANN HENDRIK DU PLESSIS	10 000	0,007%
MR YUNUS YUSUF SOLWA	10 000	0,007%
MR HENDRIKUS J VAN GERVEN	10 000	0,007%
MR FRED NEL	10 000	0,007%
THE ECW VELLS WILL TRUST	10 000	0,007%
MRS MARLENE SUZANNE CARRICK	10 000	0,007%
MRS SUSAN BARNES	10 000	0,007%
MRS SHEILA MARY TANNER	10 000	0,007%
THE HALL FAMILY TRUST	10 000	0,007%
MRS DIANA MARION HALL	10 000	0,007%
MR CRAIG CECIL TERBLANCHE	10 000	0,007%
ML PRES PEN - ROBERT STEWART MOODY	10 000	0,007%
MR WAYNE RICHARD DOWIE	10 000	0,007%
MRS MOLLY JILLIAND SMITH	10 000	0,007%
ML PRES PROV - GREGORY JOSEPH WATT	10 000	0,007%
MRS MAVIS THOMPSON	10 000	0,007%
ML PRES PROV - COLIN CHARLES FIDDES	10 000	0,007%
MRS JUDITH COKAYNE	10 000	0,007%
MOMC - LA #1 - MA SIDDLE	10 000	0,007%
QUINTET TRUST - RC HALLIER	10 000	0,007%
QUINTET TRUST - SC HALLIER	10 000	0,007%
QUINTET TRUST - PAC BOWES	10 000	0,007%
SHEILA MCCLUNG TRUST	10 000	0,007%
MRS SUSAN ELIZABETH ANNE THIELE	10 000	0,007%
MR LOUIS JOUBERT	10 000	0,007%
MNR JOHAN MARTIN BOSHOFF(EQUITIES)	10 000	0,007%
MR FAIZ MEHMOOD MOHAMMED	10 000	0,007%
BARNETT FAMILY TRUST	10 000	0,007%
MRS MAPULE MUSHAISANO SIBANYONI	10 000	0,007%
MR ROBERT PHILLIP GELDART	10 000	0,007%
GLCLA - WILHEMINA ALETTA BURTON	10 000	0,007%
ZAID MANJRA TRUST	10 000	0,007%
MR ANTHONY PRESTON YATES	10 000	0,007%
CARWOOD AND WILLIAMS PROPERTIES (PT	10 000	0,007%
MR MICHAEL RONALD MORRISSEY	10 000	0,007%
MR NITHIANANTHEN NAIDOO	10 000	0,007%
MR POOBANDRAN NAIDOO	10 000	0,007%
MRS CATHERINE JANE MCDONALD	10 000	0,007%
MR INMANATHAN SHANMUGHAN GOVENDER	10 000	0,007%
MR MICHAEL KEVIN CHANGFOOT	10 000	0,007%
MR STEVEN NOEL WANSBURY	10 000	0,007%
MR SIBONISO MTHOKOZISI SOBHUZA	10 000	0,007%
MR FRANCOIS KRIGE SIEBIRTS	10 000	0,007%
MR GOONASEELAN MOODLEY	10 000	0,007%
KOBUS EN ANDRIETTE BADENHORST BELEG	10 000	0,007%
MOMV - LA - TRK JONES	10 000	0,007%
MR ERIC ROBERT GRACE	10 000	0,007%

Full Name	Shareholder Balance (number of shares)	Shareholder Balance %
BEN JACOBS PROPERTIES PTY LTD	10 000	0,007%
MR ANDREW DENNIS SMIT	10 000	0,007%
MS MARION KATHLEEN PARRY	10 000	0,007%
GLC - CRAIG CECIL TERBLANCHE	10 000	0,007%
MR HENNREY DU PLESSIS	10 000	0,007%
DR RAJENDRAN KANDASAMY NAIDU	10 000	0,007%
MS MARY-JANE MORRIS	10 000	0,007%
MR NARAIN NAIDOO	10 000	0,007%
DR ABDOOL HAMID BAPOO	10 000	0,007%
MR NILS TANIA	10 000	0,007%
DR PAUL JOSEPH FALLON	10 000	0,007%
MR MACHIEL HENK HORAK	10 000	0,007%
MR DUNCAN CAMERON	10 000	0,007%
MR PAUL MICHIEL BESTER	10 000	0,007%
MR STEPHANUS JACOBUS NOTHNAGEL	10 000	0,007%
MR MUHAMMAD YAHYA MIA	10 000	0,007%
MNR MARTIN BEKKER STRYDOM	10 000	0,007%
MR WILLEM LOUW	10 000	0,007%
MR CHARLES PETER LOTZ	10 000	0,007%
MRS LILIAN ELIZABETH VAN NIEKERK	10 000	0,007%
MR JOHN GRAHAM NICOLAES DE WIJS	10 000	0,007%
MR ANDREW GRAHAM MILNE	10 000	0,007%
MR NIKESHNAN PILLAY	10 000	0,007%
MR UGANDRA ISHVARA NAIDOO	10 000	0,007%
MR CLIFFORD NEL	10 000	0,007%
MR ASHOK A SUKUN	10 000	0,007%
MRS ZAHIRA BHANA	10 000	0,007%
MR HANS SUURD	10 000	0,007%
MR BYRON N VLASKAMP	10 000	0,007%
MRS ROSEN	10 000	0,007%
MR ANESH PITAMBER	10 000	0,007%
MR ISMAEEL ADAMS	10 000	0,007%
MR BRANDON BEUKES	10 000	0,007%
MR ABDULLAH ABOOBAKER	10 000	0,007%
91 LA - MR CG BEYER	10 000	0,007%
EST LATE GINWALA FRENE FRENNY	10 000	0,007%
MR JAIKRISHNA RANGIL DAYA	10 000	0,007%
DR TIELMAN CHRISTIAAN MEYER	10 000	0,007%
DR SHAAL RAMDIAL	10 000	0,007%
MR YESHVEER KOOBAIR	10 000	0,007%
MR JAN ABRAHAM NEL	10 000	0,007%
MR MICHIEL FREDERIK PRINSLOO	10 000	0,007%
MRS NOMFUNDO NKABINDE-NZUZA	10 000	0,007%
MR O'HAUGHEY	10 000	0,007%
MRS INGRID KAREN DAVIDSON	10 000	0,007%
ETHJO TRUST (Y5)	10 000	0,007%
MR CLIVE MONTGOMERY WENMAN	10 000	0,007%
ABSA CAPITAL SECURITIES	9 990	0,007%
MR NEIL HUNT	9 978	0,007%
MR AARON TRISTAN PATCHIAPPEN	9 963	0,007%

Full Name	Shareholder Balance (number of shares)	Shareholder Balance %
MRS VIOLET MOOKHO MATHABA	9 963	0,007%
MISS ALEKI HELENI STERGIANOS	9 930	0,007%
MR MAKESHIFT 1172 LTD 1172 LTD	9 836	0,007%
MR NKHAHLE MARTIN MOHALE	9 823	0,007%
MR RAJIV MAHARAJ	9 800	0,007%
MR ANDREW C LILLEY	9 780	0,007%
MRS MANDRI VAN DER MESCHT	9 750	0,007%
MRS BARBARA FLORENCE	9 687	0,007%
MR NICHOLAS VILJOEN	9 675	0,007%
MISS CARLA HUYSAMEN	9 641	0,007%
MISS ESME THERESE HALLOT	9 613	0,007%
MR HAMZA YACOOB CASSIM	9 600	0,007%
BERYLLIUM CAPITAL (PTY) LTD	9 600	0,007%
MR SANVIR NAAMDRAW MAHARAJ	9 600	0,007%
MR HAROLD LEE	9 500	0,007%
MR RICHARD J GRIFFIN	9 500	0,007%
MR BASHIER AHMED OMAR	9 500	0,007%
MR YUSUF AMOD	9 500	0,007%
KHANGUSA (PTY) LTD	9 480	0,007%
MISS BONOLO MAGORO	9 475	0,007%
MR PATRICK KENNEDY KENNEDY	9 420	0,007%
MTI INVESTMENTS (PTY) LTD	9 400	0,007%
MISS TRACY MULWELA	9 392	0,007%
MR VIVIAN MOODLEY	9 364	0,007%
QUALITY MANUFACTURERS(TWO)(PTY)LTD	9 310	0,007%
MR QUINTON P STONE	9 300	0,007%
SANLAM GLACIER AJ MULLER	9 298	0,007%
MR PIETER FREDERIK OOSTHUIZEN	9 296	0,007%
SVOBODA INVESTMENTS (PTY) LTD	9 258	0,007%
MR RONALD MUDAU	9 200	0,007%
MRS MOKGADI P MASHAPU	9 200	0,007%
MR EBRHIM BADAT	9 170	0,007%
MR ANTHONY ENGEL BRETT	9 040	0,007%
MR NDUMISO NKOMO	9 000	0,007%
MS SAMANTHA STEYN	9 000	0,007%
MS MELLISA STEYN	9 000	0,007%
DAVID PATTULLO HODGSON TESTAMENTARY	9 000	0,007%
MNR JOHANN MOLLER	9 000	0,007%
THE ALLAN SHER FAMILY TRUST	9 000	0,007%
MR AASHIR NARANDAS	9 000	0,007%
GLACIER GLACIER PRESTON NL (ILRAP)	9 000	0,007%
MR SULAIMAN JAKOET	8 916	0,007%
MR DAVID IAN MACINTOSH (NON RES)	8 908	0,007%
MR ZAHIR NOOR MOHAMED	8 905	0,007%
MR RHO ACKERMAN	8 902	0,007%
MNR SK & MEV MF GOOSEN	8 900	0,007%
MR LALJIT BACHAN	8 887	0,007%
MR REKASH MANIRAM PRIARAM	8 873	0,007%
MR HENRY JANSE VAN RENSBURG	8 850	0,007%
MR PHILIP VAN DER MERWE	8 849	0,007%

Full Name	Shareholder Balance (number of shares)	Shareholder Balance %
MR ITUMELENG CASSIUS NKADIMANG	8 820	0,007%
MR QI SUN	8 800	0,007%
MR COETZEE	8 800	0,007%
MR SHAUN MADHO	8 800	0,007%
MISS AMAYAH SKYLAR PATCHIAPPEN	8 741	0,006%
MR MAHOMED GOOLAM HOOSEN JOGIAT	8 740	0,006%
MR CHRISTO JOHANNES VAN DER MESCHT	8 731	0,006%
MR SERVAAS ADRIAAN MARAIS(EQUITIES)	8 717	0,006%
MR REINHARD ERNST FECHTER	8 700	0,006%
MR JOHAN DAWID GRIESEL	8 700	0,006%
MISS VUYOKAZI THEMBISA MNYAKA	8 693	0,006%
MR PIETER ERNST KRUGER	8 600	0,006%
MR BISHUNRAM RAMCHURN SINGH	8 600	0,006%
DR ORDOLI MILTON DABIBI	8 581	0,006%
MR AKHONA NGCAUZELE	8 555	0,006%
MR ARSHAD YOUSUF MAYET	8 533	0,006%
MRS RABIABIBI BHAMJEE	8 500	0,006%
MULTILECT PRESERVER PENSION'FORSURE	8 500	0,006%
MR LEONARD JACOBUS VOLSCHENK	8 500	0,006%
MRS JANENE STEPHANE OLIVIER	8 500	0,006%
SENISTRA INVESTMENTS (PTY) LTD	8 500	0,006%
MOMENTUM METROPOLITAN LIFE LTD	8 500	0,006%
MRS LIESEL U STEYN	8 500	0,006%
MR PRADEEP PARSOTHAM SINGH	8 500	0,006%
MISS JULIANNE GANESH	8 500	0,006%
DR JOHN IAN BUYERS	8 500	0,006%
MR MALAIKA F GANTSHO	8 500	0,006%
MR JONATHAN NEIL WOLFFS	8 490	0,006%
MNR PIETER HENDRIK JACOBUS HUGO	8 486	0,006%
PROF ANDREW FORBES	8 478	0,006%
MR CHARL FOUCHE	8 460	0,006%
MR BRUCE SHERMAN	8 440	0,006%
MR HERMAN JOHAN LE ROUX	8 435	0,006%
MR SAJEEL AUM PRAKASH	8 413	0,006%
DR SHUAIB KAJEE	8 400	0,006%
MR JAN PAULUS MELLET	8 400	0,006%
MR ARTHUR HENRY PILLMAN	8 333	0,006%
PDS INVESTEMENTS	8 307	0,006%
MR WILLEM LOOTS	8 297	0,006%
MR JAN GERRIT AGEMA	8 289	0,006%
DR M LANGENHOVEN (INC)	8 250	0,006%
MR DEVCHAND MAHARAJ	8 235	0,006%
MRS RESHMA PARSHOTAM DAYA	8 229	0,006%
MR PARAMESVARAM PILLAY	8 204	0,006%
MRS KIM KATHLENE E SILVA NO 2	8 200	0,006%
MR KEVIN G YOUNGHUSBAND	8 200	0,006%
MR FRANZ J FISCHER	8 196	0,006%
MR SAMUEL CHIDOMA (NON RES)	8 190	0,006%
MR RAVI ISHWAR KARA	8 167	0,006%
MR RUHAN STRYDOM	8 129	0,006%

Full Name	Shareholder Balance (number of shares)	Shareholder Balance %
MEV ELIZE WOLVAARDT	8 100	0,006%
MR. ASHBURTON INVESTMENTS C/O	8 040	0,006%
BLAQUE INSPIRATIONS (PTY) LTD	8 028	0,006%
8390890 SPP ILLAP FOR RH JAMES	8 000	0,006%
DR SHIRLEY FAITH ANGELA PORTIA	8 000	0,006%
MULTILECT MANAGED ANNUITY FUND	8 000	0,006%
MR EVANGELOS FLORIAS	8 000	0,006%
MR CRAIG IAN MURCHIE	8 000	0,006%
JOHAN VAN NIEKERK TRUST	8 000	0,006%
MR ROBIN WILLIAM BEACH	8 000	0,006%
MRS JOAN MARY LUBBERS	8 000	0,006%
ML MAN ANN - IAN RUSSELL HARRY	8 000	0,006%
MR RONALD LYSTER KINGSLEY JONES	8 000	0,006%
MR GEORGE ALEX PENTOPOULOS	8 000	0,006%
MRS ELIZABETH ANN RODD	8 000	0,006%
SANVIC TRUST	8 000	0,006%
MISS JESSICA LEE STANDISH - WHITE	8 000	0,006%
MR CHRISTOPHER ANTONY PAUL	8 000	0,006%
GLC LA -CAROL ANNE STARK	8 000	0,006%
MRS BEVERLEY LE ROUX NO 2 A/C	8 000	0,006%
MR PRAVESH KHELAWANLALL	8 000	0,006%
MS NEERMALA NEELAVATHY PILLAY	8 000	0,006%
MRS MARY PHYLLIS BAILEY	8 000	0,006%
MR GERRIT DALHUYSEN	8 000	0,006%
MR JEREMY BRIAN HANCOCK	8 000	0,006%
MRS MAUREEN JOYCE WORTH	8 000	0,006%
MRC AMOD FAMILY TRUST #1	8 000	0,006%
MR ROBERT CORNELIUS COHEN	8 000	0,006%
MR PAUL ANTHONY SNYMAN	8 000	0,006%
DR ABDUL B RAZZAK	8 000	0,006%
MNR WALTER FULS	8 000	0,006%
MISS ADISHA SINGH	8 000	0,006%
MR DENHAM NEALE FERGUSON	8 000	0,006%
MR KOOGLAN NAIDU	8 000	0,006%
MR LUYT	8 000	0,006%
SIEBERT FAMILIE TRUST	8 000	0,006%
MR MARK JURGENS	7 978	0,006%
MR HERMAN SHILONGO	7 928	0,006%
DR IRSHAAD KHAN	7 918	0,006%
MR SANDILE HLONGWANE	7 890	0,006%
MR ESTATE LATE HENRY CHARLES DEVINE	7 880	0,006%
MR MANOJKUMAR BUDHRAM	7 841	0,006%
MR MCKYLE SANCHO	7 833	0,006%
MR DOUGLAS LAWRIE HUGO	7 777	0,006%
MR WAYNE NETTO DE SOUZA	7 777	0,006%
MR CRAIG HARRIS	7 750	0,006%
MRS MICHELLE GAYE VAN DER BYL	7 700	0,006%
GLACIER GLACIER BOUGARD RJ	7 700	0,006%
THE ALLAN MUNDELL FAMILY TRUST (PLE	7 665	0,006%
MR ZYVEN RAMBAKUS	7 653	0,006%

Full Name	Shareholder Balance (number of shares)	Shareholder Balance %
MR FRANCOIS SMITH	7 604	0,006%
MR WIRIMAYI LLOYD MUKARAKATE	7 600	0,006%
MR KGOSHING B SHONGWANE	7 580	0,006%
MR SIMON MCQUADE	7 573	0,006%
MR RUBIN HENRY RENECKE	7 565	0,006%
MR STANFORD NYAMUZIHWANA (NON RES)	7 542	0,006%
MR RAEES A SAINT	7 538	0,006%
STANDARD BANK CA UNCLAIMED ACCOUNT	7 531	0,006%
STRATE CHARITY SHARES (ASSOCIATION	7 508	0,006%
MR NUMAAN MOHAMOOD	7 503	0,006%
MR CHRISTOPHER LIVANOS	7 502	0,006%
MR OTTO MUNDILO MAKEMBA	7 500	0,006%
MR RENNIE GEORGE .AIRTH NON/RES	7 500	0,006%
DR DAVID LINSLEY PAPENDORF	7 500	0,006%
MRS BERNADETTE GIRAO SOLIPA MULL	7 500	0,006%
MR HOWARD DOUGLAS KINGSLEY JONES	7 500	0,006%
MRS DIANA ELISABETH MADDEN	7 500	0,006%
MR MALCOLM HENRY KEEVY	7 500	0,006%
MRS LESLEY COETZEE	7 500	0,006%
MRS GILLIAN HUNTER	7 500	0,006%
MR WILFRED THOMAS MILLS	7 500	0,006%
MR HENDRIK JOHANNES DE VILLIERS	7 500	0,006%
MR DERESHIN NAIDOO	7 500	0,006%
MS HAYLEY JOANNE BERMAN	7 500	0,006%
MR JOSEPH WALTER SCHOLTZ	7 500	0,006%
MRS JEANETTE ANNE MOORCROFT	7 500	0,006%
MR HAROON TAKOLIA	7 500	0,006%
MRS PAMELA SCHUBART	7 500	0,006%
MR MUHAMMED JEEWA	7 500	0,006%
O S M DISTRIBUTORS CC	7 500	0,006%
MR KOBUS SWANEPOEL	7 459	0,006%
MR JACQUES BURGER	7 447	0,006%
MR JACOBUS BAM	7 428	0,005%
MR SHELTON NHARI (NON RES)	7 420	0,005%
MS ROBYN L MACKAY	7 412	0,005%
MR KEESHAN GAJADHUR	7 411	0,005%
MR MARK CHARLES TUCKER	7 409	0,005%
MS FATIMA NURMAHOMED	7 404	0,005%
MR BLESSWARD NGONIDZASHE CHINHOI (7 361	0,005%
MR WILLEM A GERMISHUIZEN	7 361	0,005%
MR TSHEGOFATSO MASHAPU	7 329	0,005%
NTSHUTSO BUSINESS ENTERPRISES	7 325	0,005%
MR AHMED SULEMAN SEEDAT	7 300	0,005%
MEV LOVINA CATHERINE HOEPFNER	7 300	0,005%
MR CHRISTO HENDRIKSZ	7 288	0,005%
MR PULLOCK	7 258	0,005%
MRS WENDY ANNE WELHAM	7 218	0,005%
MR THOMAS MOTEBANG MOKOENA	7 211	0,005%
IAN PHILIP HUNTER	7 180	0,005%
MR NEIL PLANTING	7 173	0,005%

Full Name	Shareholder Balance (number of shares)	Shareholder Balance %
MR NICHOLAS RYAN SAUNDERS	7 135	0,005%
MR FREDERICK PIETER ERASMUS	7 128	0,005%
PROF HLANGANANI TUTU	7 105	0,005%
THE TONGAAT-HULETT GROUP LTD	7 100	0,005%
MR GEORGE CHARLES WHITE	7 077	0,005%
PSG MANAGEMENT SERVICES (PTY) LTD	7 072	0,005%
MR VEROSHEN K NAIDOO	7 055	0,005%
MR MARIO RICARDO AFONSO FERREIRA	7 050	0,005%
MR ROBERT VERNON STONE	7 050	0,005%
MR GLEN DALTON WALKER	7 026	0,005%
MR LEE A COTHILL	7 012	0,005%
MNR FRANCOIS SCHREUDER	7 000	0,005%
S H ISMAIL FAMILY TRUST	7 000	0,005%
MR JOHN FRANCIS DRUMMOND-HAY	7 000	0,005%
TILA TRADERS	7 000	0,005%
BROADSHORES (PTY) LTD (89EMA21)	7 000	0,005%
THE JUNO FAMILY TRUST	7 000	0,005%
MR ROBERT EDWIN RODD	7 000	0,005%
MR JASON RUTENBERG	7 000	0,005%
MR GREGORY JOESEPH WATTAM	7 000	0,005%
MR EARLE MALCOLM STARK	7 000	0,005%
VUNA AFRIKA CORPORATE FINANCE PTY L	7 000	0,005%
DR MATSHEDISO EPHRAIM SENOGÉ	7 000	0,005%
MR ADOLPH KGOBANE NHLAPO	7 000	0,005%
MR CHRISTOFFEL P LEACH	7 000	0,005%
MR SEAN PATRICK JACKSON	7 000	0,005%
MR PHILIPPUS BERNARDUS VAN DER	7 000	0,005%
GLC - ALBERT PRINS	7 000	0,005%
BETA HOTELS (PTY) LTD	7 000	0,005%
MR JAN WILLEM SCHUBART	7 000	0,005%
MR ROY FRAMPTON	7 000	0,005%
MRS CHERITH FENELLA MEYER	7 000	0,005%
MRS MARGARET ANNE SIDDLE	7 000	0,005%
MR ANTHONY JOHN GRIFFITHS	7 000	0,005%
MRS KIM SHELLEY BERMAN	7 000	0,005%
MR GERD UWE BOTTIN	7 000	0,005%
MR PAULO GIRAO SOLIPA	7 000	0,005%
MR TREVOR LLEWELLYN ROWLAND	7 000	0,005%
GLC - MRS RB MURRAY	7 000	0,005%
CAMEL INVESTMENTS CC	7 000	0,005%
DR ISHACK ALLIE	7 000	0,005%
JACO BARNARD FAMILIE TRUST	7 000	0,005%
MR GRAHAM JAMES KNIGHT	7 000	0,005%
MR NATHAN GOVENDER	7 000	0,005%
EXFORD	7 000	0,005%
MR FREDERICK WHITFORD	7 000	0,005%
MR LOGANATHAN PILLAY	7 000	0,005%
MRS JUANITA WILMANS	7 000	0,005%
MRS COLLETE CHINGAN	7 000	0,005%
MR MARK S REDDY	7 000	0,005%

Full Name	Shareholder Balance (number of shares)	Shareholder Balance %
MR TENDANI NICOL KUTAMA	7 000	0,005%
MR NIVESH PAHALADH	6 973	0,005%
MR GAVIN WALKER	6 967	0,005%
MR PETER PHILLIP WALANI	6 963	0,005%
MR DEENADAYALAN GOUNDEN	6 927	0,005%
REID SUSPENDERS ACCOUNT	6 914	0,005%
MR SASTRI NAIDU	6 900	0,005%
PUBLIC INVESTMENT CORPORATION	6 888	0,005%
MR JOAO ANGELO PEREIRA DE	6 874	0,005%
MISS VIRGINIA MMULE LEBELOANE	6 874	0,005%
DR PETER WILLIAM REIN	6 870	0,005%
DR TAAHIR ISMAIL	6 852	0,005%
MISS DESHNI NAICKER	6 823	0,005%
MISS SUVESHNEE REDDY	6 800	0,005%
RAPHAEL TOGARIPU KARIDZA	6 796	0,005%
MR EBRAHIM W MOOSA	6 756	0,005%
MR RYAN BLOM	6 750	0,005%
MR ADRIAN GERT GEERINGH	6 730	0,005%
BLINKBELEG (EDMS) BPK	6 700	0,005%
MISS LIZZY CHIVAKA	6 686	0,005%
MR MANOGARAN CHINNASAMY GOVENDER	6 674	0,005%
MR FAROUK ESSOP AHMED	6 666	0,005%
MR MUZUVUKILE CYRIL GWALA	6 632	0,005%
MR SUHAYL NURMAHOMED	6 626	0,005%
MR JOHANNES BHEKUMUZI MAGWAZA	6 601	0,005%
THATO INVESTMENTS (PTY) LTD	6 600	0,005%
MR ROELOF D VAN NIEKERK	6 600	0,005%
MNR WILHELM THEOPHILUS KRETSCHMER	6 600	0,005%
MRS NICOLETTE LIEBENBERG	6 600	0,005%
MR YIWEN ZHANG	6 600	0,005%
JOHNSTONE T/A JAYFAM-AERO SERVICES	6 588	0,005%
MR MALCOLM ANTHONY STOTHARD	6 545	0,005%
MS SEEMOLE KEKANA	6 537	0,005%
MR DARRYL ELLIOTT	6 531	0,005%
MR MATTHYS RADEMEYER	6 528	0,005%
MR STEVE MURPHY	6 513	0,005%
MR MONGEZI KATI	6 501	0,005%
MR IVAN HENDERSON HEESOM-GREEN	6 500	0,005%
MRS RENA BOTHA	6 500	0,005%
MR AKEEL SAYEDABDURRAHAMAN	6 500	0,005%
MR LESEDI M LEKAME	6 500	0,005%
MR MOSA MADINGOANE	6 500	0,005%
MRS AAMINA HASSIM	6 497	0,005%
NEDGROUP SECURITIES PTY LTD	6 487	0,005%
MR ROBERT HEYNS	6 456	0,005%
MR MICHAEL ANDREW KENNEDY	6 454	0,005%
RIVERTON TRADING 1 (PTY) LTD	6 450	0,005%
MR. RIQUADEU DIONNE JACOBS	6 450	0,005%
TUSCAN MOOD 1113 CC	6 450	0,005%
MR JAKOB JAN DEKKER	6 450	0,005%

Full Name	Shareholder Balance (number of shares)	Shareholder Balance %
MR NIVESH HARIRAM	6 431	0,005%
MR MOHENDRA RAJH	6 408	0,005%
MRS MISO SHUMANE	6 403	0,005%
SANLAM LIFE INSURANCE LTD (ILPPR)	6 400	0,005%
MR MOHAMMED ZIAD KARIEL	6 390	0,005%
MRS ADELAIDE ANN JANSEN	6 376	0,005%
MR MUBEEN PARKER	6 368	0,005%
MR GONASEELAN NAIDU	6 368	0,005%
EST LATE CRAIG JENSHEN	6 361	0,005%
MR ALTAAF SAYEDABDURRAHAMAN	6 357	0,005%
MR DAVID BUTLER	6 354	0,005%
MRS GILLIAN ROBYN GAVSON	6 350	0,005%
MNR WILLEM SMIT	6 327	0,005%
MR JOHAN CRONJE	6 323	0,005%
MR MAHOMED JOGIAT	6 321	0,005%
MR TIAAN VAN DER SPUY	6 310	0,005%
MR SAMEER SUNGAY	6 293	0,005%
MISS ZAGRAH DARRIES	6 271	0,005%
MR MANIRAM RAMPRASAD SOOKRAJ	6 215	0,005%
MNR HERMANUS CAREL CHRISTOFFEL	6 208	0,005%
ROSSOUW FAMILY TRUST	6 203	0,005%
PROF HERMAN HUBERT VAN DER SPUY	6 200	0,005%
MR ALISTER G SMUTS	6 200	0,005%
CLEAN DOT WASTE PTY LTD	6 200	0,005%
MR JERMAINE APRIL	6 187	0,005%
MR ABDULSAMUD MOOSA ESSAY	6 170	0,005%
MEV HITGE	6 163	0,005%
MR DONALD ERIC TOCKNELL	6 159	0,005%
MR MATOME RAMAPHAKELA	6 147	0,005%
MRS ELVINE SAMUEL	6 144	0,005%
MEV JOHANNA P VAN ASWEGEN	6 144	0,005%
MR ROWAN B DOMLEO	6 140	0,005%
MRS TANYA ELIASOV	6 134	0,005%
MR LANCE LLOYD GARDNER	6 131	0,005%
MRS ROSHELLE GOVENDER	6 131	0,005%
MR ROBERT BRUCE ALEXANDER	6 128	0,005%
MRS JENNIFER GRACE ROSAMUND	6 118	0,005%
MRS SUSAN JANE RENTON	6 107	0,005%
MISS NGWAKO RAMOHLALE	6 086	0,005%
MR DARREN RAPETI	6 052	0,004%
MR CHRISTIAAN HENDRIK THIART	6 000	0,004%
MR KEITH JOHN PARTRIDGE	6 000	0,004%
MR PREGALATHAN MOODLEY	6 000	0,004%
MNR THEODOR ALBERT EKSTEEN	6 000	0,004%
MS ANN JEAN-LYNNE MEYER	6 000	0,004%
MR BRIAN MERVYN MASSEY	6 000	0,004%
DR MAEYANE STEPHENS MOENG	6 000	0,004%
MOMENTUM-PP027851921 MM1124-P	6 000	0,004%
EST LATE ESTATE LATE GUIZZARDI GINA	6 000	0,004%
MR JUSTIN BRANDON LIPSHITZ	6 000	0,004%

Full Name	Shareholder Balance (number of shares)	Shareholder Balance %
MR WILLIAM JAMES CAMPBELL	6 000	0,004%
VM FAMILY TRUST	6 000	0,004%
TORRINGTON ESTATE (PTY) LTD.	6 000	0,004%
MR PAUL HEERING	6 000	0,004%
MRS SALLY ROBINSON	6 000	0,004%
MNR MARIUS CHRISTO VAN ZYL	6 000	0,004%
GLCLA - UWE KURT HERMANN REYMANN	6 000	0,004%
MRS HEIDI PEARSON	6 000	0,004%
MR ANDRE LOUIS NEL	6 000	0,004%
MR DERRICK HARRISON BOARDMAN	6 000	0,004%
JUSA INVESTMENT HOLDINGS PTY LTD	6 000	0,004%
MR BERNARD SACKS	6 000	0,004%
MISS ONICCA MODJADJI MAILULA	6 000	0,004%
MR PETER LEONARD HILL	6 000	0,004%
MR HARROWEN CHETTY	6 000	0,004%
MR MOHAMED SHAFEE LOONAT	6 000	0,004%
MRS BAIJU DHARMALINGAM	6 000	0,004%
MRS ZOHRA AKOOJEE	6 000	0,004%
MR OTHEILOE CONFERENCE TSUNKE	6 000	0,004%
MR MICHAEL J DICKINSON	6 000	0,004%
MR NIVENDRAN GOUNDER	6 000	0,004%
MR ABDULLAH NAGDEE	6 000	0,004%
MR MOHAMED MOTALA	6 000	0,004%
MR PITTORINA	6 000	0,004%
MR JACOBUS MARTHINUS GEYSER	6 000	0,004%
EST LATE HUNT D.O.D 2022-06-14	6 000	0,004%
MR HENNREY DU PLESSIS	6 000	0,004%
MR NEVILLE KUHN	6 000	0,004%
MR ANDRE HERBST	6 000	0,004%
MR CHARL VAN SCHALKWYK	6 000	0,004%
MR ANDRE WILLEM FERREIRA	6 000	0,004%
ASH-LA MR MHE LAHER	6 000	0,004%
MR SHIRAAZ IOBAL	5 993	0,004%
MR CALVIN PILLAY	5 938	0,004%
MRS ESTHER EDELWEISS SCHIEKE	5 900	0,004%
MRS SHELLY MORRISON	5 870	0,004%
MRS SHARON KATHLEEN PELLEGRINI	5 851	0,004%
LINSCHOTEN INVESTMENT COMPANY (PTY)	5 845	0,004%
MRS MARIA HENDRIKA VAN DER MARK	5 836	0,004%
6125496 SPP ILRAP FOR HT MELLISH	5 800	0,004%
MR ANDREW HOWARD JACOBS	5 800	0,004%
DR PRATISH PANDAY	5 800	0,004%
MR GUNTHER WOLF	5 800	0,004%
DR LUCILLE ANNALISE HALLOWES	5 800	0,004%
MR BARRY DESMOND TURNER	5 798	0,004%
MR IBRAHIM MIA 6	5 786	0,004%
MS PUMEZA MIRANDA MKOKO	5 782	0,004%
BANK JULIUS BAER & CO ZURICH	5 775	0,004%
MRS CHRYSTAL ANNE MCINTYRE	5 758	0,004%
MR ARSHAD RAWAT	5 757	0,004%

Full Name	Shareholder Balance (number of shares)	Shareholder Balance %
MR ZUBAIR ISAACS	5 753	0,004%
MS SERENA KOUKOULLIS	5 750	0,004%
MR YUSUF T ALLY	5 750	0,004%
MR VINESH SINGH	5 733	0,004%
THOMAS HENRY MATHERS WILL TRUST	5 730	0,004%
MR JOHANNES BHEKUMUZI MAGWAZA	5 674	0,004%
MR LOUIS BOTHA	5 674	0,004%
MR FRANS MARX	5 666	0,004%
NAGERS SCHUTTE TRUST C/O IJG	5 647	0,004%
MR LESETJA ALPHEUS MAHAPA	5 626	0,004%
MR EBRAHIM SULEMAN SEEDAT	5 608	0,004%
MR BERNHARD MOSER	5 605	0,004%
MR REANNE VAN DER MERWE	5 600	0,004%
MR RENIER JOHANNES ADRIAAN SCHONKEN	5 600	0,004%
MR SAYED AHMED RAZA KADER	5 599	0,004%
MR MOTSIRI PHILLIP KGANYAGO	5 597	0,004%
MR NIGEL HAWLEY	5 597	0,004%
MR THIREN PATHER	5 572	0,004%
THE PANDJOWS TRUST	5 572	0,004%
MR TALHAH MAHOMED	5 559	0,004%
MR ZEYN GABRU	5 550	0,004%
MR PUNKAJ RAMNARAIN TULSI	5 541	0,004%
MR MUHAMMED SHEHZAAD JOOMA	5 508	0,004%
MISS MICHELLE FRIEDMAN	5 500	0,004%
MR ALAN SHKUDSKY	5 500	0,004%
MR MATTHEW WOLSTENHOLME	5 500	0,004%
MRS SARAH ANN LEES	5 500	0,004%
MRS SHELLEY - ANNE CARREIRA	5 500	0,004%
MR WILLIBRORDUS RON LOUTER	5 500	0,004%
MR KENNETH RONALD LEACH	5 500	0,004%
MR TREVOR ROBERT KINGSLEY JONES	5 500	0,004%
ABSA LIFE DISABILITY ABSOLUTE	5 500	0,004%
MR JAMES STEPHEN CHALMERS	5 500	0,004%
MR DONALD S ROSE	5 500	0,004%
MR MOOSA G M SEEDAT	5 500	0,004%
DRONGO (PTY) LTD	5 500	0,004%
GLC - MR STANELY BALFOUR SIM	5 500	0,004%
MR BALBIR SINGH BASSI	5 500	0,004%
THYS SERFONTEIN KONSTRUKSIE PTYLTD	5 500	0,004%
THE VICTOR MCBRYNE FAMILY TRUST	5 500	0,004%
MR DAVIDSON AMBROSE PENTASAIB	5 493	0,004%
MR PAUL MALAN	5 453	0,004%
MR LESIBA MAHLOBOGOANE	5 448	0,004%
MR AHMED SYED EBRAHIM MAHOMED	5 400	0,004%
MR CONNOR CAVANAGH	5 384	0,004%
MS CRYSTAL WELMAN	5 352	0,004%
MR KHALID A BALLIM	5 350	0,004%
MR AZHAR MOOSA	5 350	0,004%
MS NAZEERA SULIMAN GARDEE	5 339	0,004%
DR ALBERT DAWID MARAIS NO 2	5 337	0,004%

Full Name	Shareholder Balance (number of shares)	Shareholder Balance %
MR MOHAMMED FARHAD SULEMAN	5 317	0,004%
MR PETRUS JACOBS	5 300	0,004%
MR JUANDRE VILJOEN	5 288	0,004%
MRS KIM GARDNER	5 273	0,004%
MR RYAN MARC SACKS	5 257	0,004%
MR ISHTIAQ ESSOP	5 255	0,004%
MR STEPHANUS KAREL VAN HEERDEN	5 250	0,004%
MR RICKU W VAN ZYL	5 250	0,004%
MR KHATHUTSHELO MUDZIELWANA	5 229	0,004%
MRS NOKUZOLA NGCAUZELE	5 228	0,004%
MR YUVEN MOODLEY	5 219	0,004%
ESTATE LATE FRANCIS JEROME	5 218	0,004%
MR THEODOR FERREIRA	5 206	0,004%
MR DAVIDSON AMBROSE PENTASAIB	5 203	0,004%
MRS DOROTHY VICTORIA LOUW	5 200	0,004%
MR AREND JAN BIJKER	5 200	0,004%
MRS STEFAN WAGENER	5 197	0,004%
MR WILSON HLANGANANI MBIZA	5 187	0,004%
MR GERHARD BARNARD	5 178	0,004%
MISS NTSHEPISENG LORETTA NONYANE	5 166	0,004%
THE J P MATTHEWS TRUST	5 157	0,004%
MR ADAM FIRFIREY	5 150	0,004%
MR RAPHAEL TOGAREPI KARIDZA (NON	5 147	0,004%
MR VEOLIN KIERAN PILLAY	5 146	0,004%
MR SUNIL SIVAI	5 136	0,004%
MS DAPHNE MASHILE	5 133	0,004%
TONGAAT HULETT LTD - LTIP BUYING	5 130	0,004%
DR FIRST WORLDTRADER (PTY)LTD	5 116	0,004%
MR GREGORY B BENNETT	5 113	0,004%
MR NAZIM CARIM	5 108	0,004%
MR NEELS MULLER	5 096	0,004%
MR MICHAEL ROBERT CORBETT (CARRY)	5 095	0,004%
MR DAYALAN CHETTY	5 082	0,004%
MRS SARAH RUBY KRUGER	5 068	0,004%
MR UWE ENGELMANN	5 062	0,004%
MR TENDANI R MATHIVHA	5 056	0,004%
MR AKIEL ASVAT	5 050	0,004%
MR THAMSANQA BUTHELEZI	5 050	0,004%
MRS MASHEGO JULIET MORETSELE	5 040	0,004%
MR RYNO FOURIE	5 037	0,004%
MR MICHAEL ROBERT CORBETT	5 032	0,004%
DR HEINRICH BOHLMANN	5 028	0,004%
MRS CATHERINE D DORRINGTON	5 026	0,004%
MR HUZAIFAH KATHREE	5 024	0,004%
MR GAVIN JOHN LAMB	5 000	0,004%
MISS CHRISTINE REGINA SANDER	5 000	0,004%
MR LESLIE NEVILLE SPENCER (WWI01)	5 000	0,004%
HOMPES INDUSTRIES CC	5 000	0,004%
MNR LUKAS CORNELIUS COETZER	5 000	0,004%
THELAM TRUST	5 000	0,004%

Full Name	Shareholder Balance (number of shares)	Shareholder Balance %
EST LATE NAIDOO YOGANATHAN	5 000	0,004%
COHEN STREET FAMILY TRUST	5 000	0,004%
MIDVAAL HOLDINGS (PTY) LTD	5 000	0,004%
DR ALTAZ TAYOB	5 000	0,004%
MR SHAHID BASHIR OMAR KASSAM	5 000	0,004%
MRS BARBARA ANN BYRNE	5 000	0,004%
GLACIER HENDRIK JOHANNES HUMAN	5 000	0,004%
MR FREDERICK REYNHARDT RALL	5 000	0,004%
MISS HENTY VAN DRIEL	5 000	0,004%
THE PENNY CRONIN TRUST	5 000	0,004%
HENTIQ 1523 (PTY) LTD	5 000	0,004%
MR YUSUF MAHOMED VAHED	5 000	0,004%
FORMBY INVESTMENT (PTY) LTD	5 000	0,004%
SIMPLY BOOKEEPING	5 000	0,004%
MR SHAMANDERAN REDDY	5 000	0,004%
MR EDWARD THOMAS ROE	5 000	0,004%
MRS ROSALIND BETH MURRAY	5 000	0,004%
MR HERMAN FREDERIK BOSSE NEL	5 000	0,004%
MR PIERRE DANIEL ROUSSEAU	5 000	0,004%
MR JACOBUS JOHANNES UYS	5 000	0,004%
MRS DAWN PATRICIA CARRINGTON	5 000	0,004%
MR ALAN ALEXANDER MORTON	5 000	0,004%
MR PAUL MICHAEL JOHN HANCOCK	5 000	0,004%
MRS BRENDA KATHLEEN JOHNSTONE	5 000	0,004%
MRS MICHELE RAUFF	5 000	0,004%
MR CHRISTIAAN LOUWRENS PHILL DE	5 000	0,004%
MR PAUL RICHARD WOOD #1	5 000	0,004%
MNR NICOLAAS H VAN ZYL	5 000	0,004%
MR MURRAY PAUL GRINDROD	5 000	0,004%
MR 1AWOOD DESAI	5 000	0,004%
MR MICHAEL PETER ARNOLD	5 000	0,004%
MISS FATIMA PATEL	5 000	0,004%
MR JOHANNES ARNOLDUS FOUCHE	5 000	0,004%
MR AVEEN NANNOOLAL	5 000	0,004%
MR RUPERT HASLINGER	5 000	0,004%
MR ISHWAR RAMDAS	5 000	0,004%
MR THIRUVULUVEN PILLAY	5 000	0,004%
MR PIETER CRONJE	5 000	0,004%
MR PRAVESH MOHAN	5 000	0,004%
MR DENIS PAIVA	5 000	0,004%
MS NICOLETTE JANSEN VAN RENSBURG	5 000	0,004%
MR HOUSTON WARBY	5 000	0,004%
DR SILVANA MARASCHIN	5 000	0,004%
DR MAHOMED ISMAIL SALEJEE	5 000	0,004%
MR BERNADUS WILHELMUS BONGERS	5 000	0,004%
THE NEIL AND ISOBEL FRASER FAMILY T	5 000	0,004%
GERRON TRUST	5 000	0,004%
MR ALLAN SAUL	5 000	0,004%
MRS WILHELMINA ALETTA BURTON	5 000	0,004%
MR JEFFREY HUTCHINSON	5 000	0,004%

Full Name	Shareholder Balance (number of shares)	Shareholder Balance %
MRS PAULA MARY CHURCH	5 000	0,004%
DR BILAL ABDUL HUK PEER	5 000	0,004%
MR PRAVEEN BOODHOO	5 000	0,004%
MRS JUANITA CAPPILATI	5 000	0,004%
MR ISMAIL SULEMAN ADAM	5 000	0,004%
MR MORNE STIGLINGH	5 000	0,004%
MR DIETER HEINO STEGEN	5 000	0,004%
MR KENNETH JOHN FORBES	5 000	0,004%
MR RAMACHANDRA (PBP)NAIDOO	5 000	0,004%
THABANI MLAMBO WEALTH MANAGEMENT GR	5 000	0,004%
MR ASSIS RODRIGUES PONTES	5 000	0,004%
MR FAIZEL AMOD	5 000	0,004%
MR ANDRE GERRIT CORNELIUS	5 000	0,004%
MR MORTON MCKIRDY HUNTER	5 000	0,004%
MRS PENELOPE ANNE REY	5 000	0,004%
THE BRINK FAMILY INVESTMENT TRUST	5 000	0,004%
MR GRAHAM RICHARD DUFFIN JONES	5 000	0,004%
MRS PATRICIA MARY FRITZ	5 000	0,004%
MR ANTHONY MATTHEW QUINTON	5 000	0,004%
MR GAVIN JOHN OLIVER	5 000	0,004%
MS CHRISTINE LOUISE OLIVER	5 000	0,004%
MR CHRISTIAAN JONATHAN JOOSTE	5 000	0,004%
MR CEDRIC VAN ZYL	5 000	0,004%
MR GRAHAM CARTER	5 000	0,004%
MR ANAND MUNAGA	5 000	0,004%
MR ZAAKIR BASSA	5 000	0,004%
MR DAWOOD M VAHED	5 000	0,004%
MR MAHOMED E OMAR	5 000	0,004%
MR PRENESH VARDARAJ MOODLEY	5 000	0,004%
MR GULAM M A AKBANI	5 000	0,004%
MNR SUNDHRAN NAIDOO	5 000	0,004%
MNR FRANS JOHANNES JOUBERT	5 000	0,004%
MR SHIV KANHAYE	5 000	0,004%
MR NAIDOO	5 000	0,004%
MR ISMAIL SULEMAN TAYOB	5 000	0,004%
SHABBIR DAWOOD TRUST	5 000	0,004%
MS SABIDO	5 000	0,004%
NECTACOM PTY LTD	5 000	0,004%
GLACIER GLACIER PRESTON LT (ILRAP)	5 000	0,004%
MR SHAHID BASHIR OMAR KASSAM	5 000	0,004%
MR ALAN CHRISTOPHER DODSON	5 000	0,004%
DR MOHAMMED ESSOP	5 000	0,004%
MR TSHEPO MALCOLM MOROTA	5 000	0,004%
MR BLAISE ANTHONY WALKER	5 000	0,004%
MISS SOHANA SINGH	5 000	0,004%
MR GERRIT VAN DER TANG	5 000	0,004%
MR DESMOND BAYLEY RAMSAY	5 000	0,004%
MS KRISHNAVENI RAMIAH	5 000	0,004%
MR PATRICK HENRY CRONIN	5 000	0,004%
MRS PETRONELLA MAGRIETHA NEL	5 000	0,004%

Full Name	Shareholder Balance (number of shares)	Shareholder Balance %
MR ANESH SANNASI NAIDOO	5 000	0,004%
MR DALE VINCENT SHELLEY	5 000	0,004%
MR CHRIS BARNARD VAN WYK	5 000	0,004%
MRS SABIRA SULEIMAN GANI OSMAN	5 000	0,004%
MS MARIA STEYN-WILLIAMS	5 000	0,004%
MRS MARIA MACLEOD	5 000	0,004%
MR VIJAY KUMAR	5 000	0,004%
MRS IRMA ORPEN	5 000	0,004%
INVESTEC BANK LTD UNUMCAPITAL	5 000	0,004%
MR MICHIEL DU TOIT	4 982	0,004%
MR GLEN L J ELSWORTH	4 953	0,004%
S J STREICHER (EDMS) BEPERK	4 925	0,004%
MRS CYNTHIA WINIFRED WEEDEN	4 925	0,004%
THE TONGAAT-HULETT GROUP LTD	4 917	0,004%
MRS MARY HAZEL ENID BARRETT	4 900	0,004%
MR RICHARD JOHN VAN BRED A	4 900	0,004%
MR RISHAY KRISHNASWAMY NAIDOO	4 900	0,004%
MNR HILGAARD WEYERS	4 900	0,004%
MR EDWARD TEBOGO SELAO	4 892	0,004%
MR AADIL SULAIMAN HOOSEN	4 875	0,004%
MR MARK T MALHERBE	4 868	0,004%
DEKKER INVEST	4 844	0,004%
MR BRIAN ELLIS ABRAHAMS	4 840	0,004%
MR ALBE PETERS	4 838	0,004%
MR BRUCE GRANT WOODROFFE	4 825	0,004%
CITICLIENT NOMINEES NO 8 LDN GW	4 822	0,004%
MISS ROWENA GOVENDER	4 809	0,004%
ALSIC (PTY) LTD	4 800	0,004%
MR LUDWYN LORTAN	4 800	0,004%
MR ADRIAAN J ENGELBRECHT	4 800	0,004%
MRS MARIA D OLIVIER	4 800	0,004%
MR SHEUNESU NYONI	4 769	0,004%
MR NHLANHLA MAKITLA	4 751	0,004%
MRS ESTNE ENGELBRECHT	4 750	0,004%
MR STEVEN ANDERSON	4 750	0,004%
MR TREVOR FREEMAN	4 750	0,004%
MRS MAGDA VAN DER LITH	4 748	0,004%
MRS ILSE BERNICE KOLESKY	4 738	0,004%
AREQUIPA HOLDINGS (PTY) LTD	4 728	0,003%
MR SHIEMA MOKHUDU	4 719	0,003%
EXACT FINANCE	4 700	0,003%
MR ANDREW MURRAY ALEXANDER CRAIB	4 700	0,003%
MR RUDOLF HANS LEITNER	4 700	0,003%
THE CLAIRE PIKE TRUST	4 700	0,003%
DR JACOBUS MALAN STEYN	4 700	0,003%
MR DAVID RALPH SCATES	4 700	0,003%
MR VISHAL MOHABIR	4 700	0,003%
MR MOSA P MADINGOANE	4 700	0,003%
MR AJAY RAMBALI	4 700	0,003%
SWAZILAND ROYAL INSURANCE CORP C/O	4 697	0,003%

Full Name	Shareholder Balance (number of shares)	Shareholder Balance %
MR GILBERT HANDARA	4 694	0,003%
MR MOSES MOTSAPI	4 692	0,003%
MR SHAUN THORNTON	4 682	0,003%
MISS NIRVANA JAGESSUR	4 676	0,003%
MR QUINTEN MORRIS	4 659	0,003%
MR PAUL COLLINS	4 649	0,003%
MRS DALLAS KENDALL	4 643	0,003%
MR & MRS DEBBIE ENGELBRECHT	4 631	0,003%
MS SHEREEN GARDEE	4 628	0,003%
MR NIVEN MOODLEY	4 613	0,003%
MS YUGAVELI CHETTY	4 601	0,003%
MR ANDRIES AUCAMP	4 600	0,003%
MR BENJAMIN OOSTHUIZEN	4 570	0,003%
MR SA'AD DHODA	4 569	0,003%
PROF BRIAN SYDNEY KANTOR	4 563	0,003%
MR PATRICK RAGAU	4 555	0,003%
MR LLOYD KRUGER	4 550	0,003%
MR THAMI MASUKU	4 548	0,003%
THE TONGAAT-HULETT GROUP LTD	4 521	0,003%
MR THATAYOTLHE DINTWA	4 521	0,003%
MR DIRK CORNELIUS MEYER	4 500	0,003%
MR DAVID CHARLES WOOD	4 500	0,003%
MNR PETRUS J J MEYER	4 500	0,003%
MR RICHARD CHARLES HARDY	4 500	0,003%
DR DIRASHAN V PILLAY	4 500	0,003%
MR COLIN D SCHOLTZ	4 500	0,003%
MR STEFANUS JACOBUS NOTHNAGEL	4 500	0,003%
THE ALLAN VAN DER VEEN PROPERTY TRU	4 500	0,003%
MR IMTIAZ OSMAN	4 500	0,003%
MNR WYNAND ADENDORFF	4 500	0,003%
MR KIRAN R SINGH	4 500	0,003%
MISS ASHINI BHAGIRATHI	4 500	0,003%
MR JACQUES MINNAAR	4 500	0,003%
MR JASON BRETT DOLOWITZ (Y5)	4 500	0,003%
MR MICHAEL ARNOTT	4 496	0,003%
MR ETTIENNE DU TOIT	4 486	0,003%
MR ZAYD NIKIFORAKIS	4 484	0,003%
MISS NTOKOZO MASUKU	4 472	0,003%
MR JAPHET CHETTY	4 459	0,003%
MR HARIDAS NAIDOO	4 457	0,003%
MR YEHOSHUA MEDALIE	4 450	0,003%
MR JUSTIN LOUCKX	4 427	0,003%
MR MARK MACLEAN	4 426	0,003%
MR ZANDER MEYER	4 417	0,003%
MR CLINTON FREEME	4 415	0,003%
HARALD BERNDT INVESTMENT (PTY) LTD	4 400	0,003%
MRS LIZELLE FRANKISH	4 400	0,003%
MR MARK BERNING	4 400	0,003%
MR FAIZAL A SALEJEE	4 400	0,003%
MR RICHARDT SCHOLTZ	4 398	0,003%

Full Name	Shareholder Balance (number of shares)	Shareholder Balance %
MR ANDREW JAMES CROOK	4 394	0,003%
MR MOHAMED ISMAIL	4 387	0,003%
DR JAN-HENDRIK RALL	4 382	0,003%
MR UPKAR BEECUM	4 375	0,003%
MRS HELENE PLANTING	4 369	0,003%
MR GISBERT FELIX CLEMENS	4 363	0,003%
YOUR TELEPHONE CORPORATION CELLULAR	4 350	0,003%
MR JOHANDRE CORNELIS ROEDOLPH	4 350	0,003%
MRS BRIANNE RUSSEL DOWNARD	4 346	0,003%
MOTOR INDUSTRY PENSION FUND C/O	4 339	0,003%
MR GREGORY GNASEGRAN VEERASAMY	4 333	0,003%
MR ANDY BALOUZA	4 330	0,003%
D COLL ABSA SEC LEND OBO PERESEC PB	4 321	0,003%
MR ADRIAN CORRINGHAM	4 317	0,003%
MR BRANDON ZIETSMAN	4 317	0,003%
MR JAKO LOOTS	4 307	0,003%
MR NICOLAAS GERHARDUS ROSSOUW	4 304	0,003%
MR LIONEL LEATHEM	4 300	0,003%
MR CHRISTIAAN HANS BENNEMEER	4 300	0,003%
DR ROGER MALCOLM GIDLOW	4 296	0,003%
MR GREGORY LUIS	4 289	0,003%
MRS ALEXA NOEL MAGDALEN THOMPSON	4 271	0,003%
MR DOUGLAS JOHN CARLIELL	4 241	0,003%
MR JAN VENTER	4 214	0,003%
MR SANESH REDDY	4 211	0,003%
MRS DAISY GOVENDER	4 207	0,003%
MR JOHAN M DE LANGE	4 200	0,003%
MR ANDREW LAI	4 200	0,003%
MR ZAKIR MAHOMED MAHOMEDY	4 200	0,003%
CAPT GIDEON STEPHANUS OLIVIER	4 197	0,003%
JD KRIGE TRUST	4 191	0,003%
MRS ELAINE WINIFRED GRAHAM	4 185	0,003%
MR SHAUN ALBERTYN	4 180	0,003%
HATCHGATE LIQUORS CC	4 154	0,003%
MR ESSA BUX	4 145	0,003%
MR ANDREW E GWILLAM	4 128	0,003%
MR DANIEL BOSMAN	4 110	0,003%
MR DOLAN ALBERTO RENSBURG	4 101	0,003%
MR VITHIANANDHAN REDDY	4 100	0,003%
GCINA CAPITAL VENTURES	4 095	0,003%
MR KGOTLAETSOGILE K TIRO	4 089	0,003%
MRS SHEILA WINIFRED CAROLINE	4 088	0,003%
MR DEVASHAN GOVENDER	4 078	0,003%
SIR MOHAMMED QAASIM MOOLLA	4 052	0,003%
MR ADRIAAN ENGELBRECHT	4 046	0,003%
MR FRANK SLANTI	4 030	0,003%
MS MAMONKATSU MATSHEGO	4 008	0,003%
MR HIRENDRA BHIKHA	4 000	0,003%
GENTILIS TRUST	4 000	0,003%
MR DEON AUCAMP	4 000	0,003%

Full Name	Shareholder Balance (number of shares)	Shareholder Balance %
MR NEVILLE CAWOOD	4 000	0,003%
MR MICHAEL GEORG NOLDEN	4 000	0,003%
DR JONATHAN CHARLES ANDREWS	4 000	0,003%
EST LATE VISAGIE LODEWIKUS JOHANNES	4 000	0,003%
MRS MARION PEARL SHERWOOD	4 000	0,003%
MISS MIEKE VAN DEN BOSCH	4 000	0,003%
MR FLAVIO LONGUEIRA E'SILVA	4 000	0,003%
MR GUSTAV M VERSTER	4 000	0,003%
MR BRIAN STEPHEN SNELLING	4 000	0,003%
MASTER LUKE DANIEL FLAX	4 000	0,003%
MR PAULUS AUGUSTINUS MARIE VAN DER	4 000	0,003%
MR WILLIAM ANDREW COETZER	4 000	0,003%
MR MOHAMED A ISMAIL	4 000	0,003%
BEYOND 2000 (PTY) LTD	4 000	0,003%
MRS RENEE MARGARET RINK	4 000	0,003%
MR ANDRIES HENDRIK BOTMA	4 000	0,003%
DR JOHN WINGFIELD DOUGLASS	4 000	0,003%
THE M RING WILL TRUST	4 000	0,003%
MS CAROL LOUISE HEEGER	4 000	0,003%
MR GRAHAM VOLCK	4 000	0,003%
MS MARIJKE LOUISE UYS	4 000	0,003%
MRS JULIA KATE LOUW	4 000	0,003%
MR MARK DENYS HANSEN	4 000	0,003%
MISS LINDA MARGARET FLEMING	4 000	0,003%
ML MAN ANNY - DAVID HENFRE' BALT	4 000	0,003%
MR JACOB VAN ROOYEN	4 000	0,003%
MR GOOLAM MOEINUDDEEN CASSIM	4 000	0,003%
MEV ANNIE MARIA HARMSE	4 000	0,003%
MR JAYAN MAANSINGH SINGH	4 000	0,003%
MR WARREN VAN EYSSSEN	4 000	0,003%
MR DAVID BOLLAERT	4 000	0,003%
MRS SIAO LAN SHANG	4 000	0,003%
SHAPIRO ENID	4 000	0,003%
MISS MARTINE MIGNON GUISE	4 000	0,003%
DR ELNA UNGERER	4 000	0,003%
MRS NAFIZA ABDOOLA	4 000	0,003%
MR HENDRIK NICOLAAS JANSEN VAN	4 000	0,003%
MR THUBENDRAN NAIDU	4 000	0,003%
MR ASHRAF HOOSAIN CAMROODIEN	4 000	0,003%
MR GEORGE TUTT	4 000	0,003%
MR COLIN A HINTON	4 000	0,003%
MR ROBIN LEONARD PADOA	4 000	0,003%
MNR GEORGE HENRY BROWN	4 000	0,003%
MR LEON ROUSSEAU	4 000	0,003%
MR MARTHINUS JACOBUS PRINSLOO	4 000	0,003%
MR PANAGIOTIS NEOPHYTOU	4 000	0,003%
MR LIONAL LEONG ALI	4 000	0,003%
MR GOVENDER	4 000	0,003%
MR GAFOOR	4 000	0,003%
MRS BARBARA MARY ESSACK	4 000	0,003%

Full Name	Shareholder Balance (number of shares)	Shareholder Balance %
MR SATHISEELAN GOVINDASAMY	4 000	0,003%
MR DAMON KALE LIEBENBERG	4 000	0,003%
MR ROBERT GARTH MUTCH	4 000	0,003%
MR MOEKETSI MAIMELA	4 000	0,003%
MS LINDSEY GLADYS JAGO	4 000	0,003%
MR DE WET LE GRANGE	4 000	0,003%
MR GERHARDUS FICK COETZER	4 000	0,003%
FARAZANA AIMS ACC -DESAI	4 000	0,003%
ZUBAIR AIMS ACC -BANA	4 000	0,003%
YOUSUF AIMS ACC -BANA	4 000	0,003%
MS IMAN KHAN	4 000	0,003%
MR. BERNARD RHEEDER	4 000	0,003%
DEVSAND INVESTMENTS (PTY) LTD	4 000	0,003%
MR HUMZA TAR	3 994	0,003%
MR RYAN DE MATTEIS	3 988	0,003%
MR RONALD CHARLES DUCKWORTH	3 972	0,003%
MARNOEL INVESTMENTS (PTY) LTD NO 2	3 955	0,003%
MR DINESH NARAYAN	3 941	0,003%
MR NAD NAYAGER	3 913	0,003%
MEV ANNA CHRISTINA WEYERS	3 910	0,003%
MR EBRAHIM FAKIER	3 905	0,003%
MR RAYMOND MICHAEL LYNE	3 900	0,003%
MR BRUCE LEONARD IRWIN STRIDE	3 879	0,003%
MISS MELISSA DE BEER	3 877	0,003%
MR JONATHAN CARL HILLS BOWDEN	3 872	0,003%
OLD MUTUAL WEALTH TRUST COMPANY	3 858	0,003%
OSUSU STOKVEL	3 846	0,003%
MR JOEL CHETTY	3 835	0,003%
MRS SHABNAM R MAHOMED	3 833	0,003%
MR STEFANUS DU TOIT	3 833	0,003%
MR SAJJAD HATHURANI	3 828	0,003%
MR TERTIUS NEL	3 828	0,003%
MS MPHOMATOMBO	3 816	0,003%
MR FARAAN KHADER	3 812	0,003%
MR BRADLEY VAN DER WESTHUIZEN	3 807	0,003%
MS CALEIGH TOMAZ WEEDEN	3 800	0,003%
DR WAYNE S RAJAH	3 800	0,003%
MR PHILIP WILLIAM DRAPER	3 800	0,003%
MR DAVID CANDELARIA	3 800	0,003%
MR GRANT PHILIP CLARKE	3 800	0,003%
MR ZIYAAD MOOSA	3 789	0,003%
MR S'THEMBISO CHONCO	3 782	0,003%
HIGHLY COMMENDED INVESTMENTS 801	3 750	0,003%
MRS KATHRYN JAYNE MC MAHON	3 750	0,003%
DAVID IAN MACINTOSH	3 743	0,003%
MRS PERCUNIA OBAKENG MOSETLHI	3 741	0,003%
DR KAHESH DHUNESS	3 738	0,003%
SAMMY MOODLEY FAMILY TRUST	3 730	0,003%
PROF ROGER ELLIOTT	3 726	0,003%
MR JAISHAL DAYANANDAH NAIDU	3 721	0,003%

Full Name	Shareholder Balance (number of shares)	Shareholder Balance %
MR ENOCK MTOLO	3 714	0,003%
MR COLLIN SOOGRIM	3 706	0,003%
MR SHAUN PONTE	3 704	0,003%
GLACIER GLACIER - AE WRIGHT	3 700	0,003%
MR CORNELIS J DE JONG	3 700	0,003%
MR MOLATELO THEBE	3 700	0,003%
MNR BRAAM WEYERS	3 700	0,003%
MR CARL FOURIE	3 695	0,003%
MRS KATHERINE ANNE POWER NICHOL	3 694	0,003%
MR MPUMZI MZINYATHI	3 693	0,003%
MR ROSIAN TENDAI MASAWI	3 685	0,003%
MAURICE WEBB RESIDUARY WILL TRUST	3 672	0,003%
MR ZWELI MALINGA	3 668	0,003%
MISS AZRAA AKOOB	3 666	0,003%
MNR HEINZ VICTOR HINZE	3 660	0,003%
MR PETRUS JACOBS	3 657	0,003%
MR VAUGHN BERGER	3 651	0,003%
MR COETZEE	3 650	0,003%
MR MZWANDILE B NINELA	3 648	0,003%
GH KLUGE SONS LTD	3 643	0,003%
MISS MONNETT CHILOANE	3 641	0,003%
MR NAVENDRA NAIDU	3 626	0,003%
MR JEROME C IZAACS	3 623	0,003%
MRS GAIL ANN JACKSON	3 607	0,003%
MR QUINTIN NAIDOO	3 603	0,003%
MIN SHANE MELTZER	3 600	0,003%
MR STEPHEN BRIAN RADLEY	3 600	0,003%
MR WILLIE JANSEN	3 600	0,003%
MR PRAVEEN BAIJNATH	3 600	0,003%
WEBBER FAMILY TRUST	3 600	0,003%
MISS SHERYL LYNN BRICKER	3 600	0,003%
MR JOHAN PRETORIUS	3 598	0,003%
MR DAVID SOLOMON MELTZER	3 590	0,003%
MR ISH SINGH	3 584	0,003%
MR COERT G SCHMIDT	3 580	0,003%
MR ALBERTUS JOHANNES JACOBUS VAN	3 575	0,003%
MR LUDWIG OLIVIER	3 575	0,003%
MNR PETRUS STEPHANUS MOOLMAN	3 565	0,003%
MNR LOUIS FOURIE	3 550	0,003%
MR EVERT JEAN JACQUES VAN DER HORST	3 547	0,003%
MR JAMES ROGERS	3 540	0,003%
MR AHMED TIMOL	3 536	0,003%
THE KEN MACKENZIE TRUST	3 534	0,003%
MR KABELO LEHLAHA	3 521	0,003%
MRS PINDEKA GRACE MNYANDU	3 514	0,003%
MASJID-E-HAMZA	3 507	0,003%
MISS YASMEEN ESSAY	3 503	0,003%
MR OWEN CHIKOMBA	3 501	0,003%
GLD INVESTMENTS (PTY) LTD	3 500	0,003%
MR LEON LUBBE	3 500	0,003%

Full Name	Shareholder Balance (number of shares)	Shareholder Balance %
MS VERITY JACOBA LOUW	3 500	0,003%
MULTILECT PRESERVER PROVIDENT FUND- ACC:DAVID ROBERT HUTTON WRIGHT	3 500	0,003%
MISS EJ GS & SF WOLOV	3 500	0,003%
MRS AMINA BHAYLA	3 500	0,003%
MR PETER GAVIN ARNOTT	3 500	0,003%
MRS MEROPI CAVALEROS	3 500	0,003%
MS ELSE THERESE UYS	3 500	0,003%
EST LATE HATTINGH LYNETTE	3 500	0,003%
MRS CAROL ANNE STARK	3 500	0,003%
MS JAYLEY ELIZABETH RUTENBERG	3 500	0,003%
MRS CHLOE JANE BUCKLAND	3 500	0,003%
THE FISHING OWL TRUST	3 500	0,003%
MOMENTUM: AM BARCLAY	3 500	0,003%
MR RENALD RADLEY	3 500	0,003%
MR SITHEMBISO B SEKHOACHA	3 500	0,003%
MISS MART-TEAH LOTTERING	3 500	0,003%
MR ANTHONY NEIL WILSON	3 500	0,003%
MR THIVHUDZISWI DONALD MUDIMELI	3 500	0,003%
MR SULIMAN JADA	3 500	0,003%
MR & MRS DALE CAMERON & DESHREE	3 500	0,003%
MR ANDRE CILLIERS	3 500	0,003%
MR JOHANNES JACOBUS FERREIRA	3 500	0,003%
MR ESSA BUX	3 500	0,003%
MS RENEE HEUSER	3 500	0,003%
MR MOOLLA	3 500	0,003%
MUZVEST INVESTMENTS (PTY) LTD	3 500	0,003%
MRS VASHN SINGH	3 500	0,003%
MR QUARTUS GEORGE RAINIER #2	3 500	0,003%
MR MOLIFI ELIAS SEHAOLE	3 500	0,003%
MR BARRY NIGEL GOULD	3 500	0,003%
DR JAMES CHRISTOFFEL CRAUSE	3 500	0,003%
MR RICHARDT SCHEFFER	3 500	0,003%
MR PIETER STEPHANUS KRUGER	3 500	0,003%
MR ARNOLD HILTON KATZ	3 499	0,003%
MR ANTONY MEDWAY	3 478	0,003%
ROLAND MATTHYSEN TRUSTEE OF THE	3 474	0,003%
MS CAROL BURN	3 473	0,003%
MR NEAL GOLDWYER	3 469	0,003%
MR MLOTSHWA	3 450	0,003%
MR RYAN BROCCO	3 448	0,003%
DR IRSHAAD KHAN	3 446	0,003%
MR JOHANNES BOSCH	3 444	0,003%
MR KABELO KEKANA	3 436	0,003%
MISS KATHLEEN DAVIDS	3 429	0,003%
MR MZOMUHLE KHAYELIHLE MKHWANAZI	3 423	0,003%
YEN INVESTMENTS 111 (PTY) LTD (2)	3 421	0,003%
MR THULANE PUNDANE	3 420	0,003%
MR SANVIR NAAMDRAW MAHARAJ	3 418	0,003%
MR MBONGELENI PILSON	3 409	0,003%

Full Name	Shareholder Balance (number of shares)	Shareholder Balance %
MR LOGANATHAN NAICKER	3 405	0,003%
MR RAJIV DEONATH	3 400	0,003%
VERMEULEN FAMILIETRUST	3 400	0,003%
EST LATE CROOK JAMES TYLDESLEY	3 395	0,003%
MR BADR EBRAHIM	3 394	0,003%
MRS FELIZARDA SALVADOR BOUENE DA	3 383	0,003%
MR NORMAN THOMAS LEGG	3 372	0,002%
MR PETRE BURGER	3 365	0,002%
MRS DIANNE HALL	3 363	0,002%
MR VALDEMAR WILLIAM PURVES	3 357	0,002%
MR LE ROY FRITZ	3 356	0,002%
MR RUDOLPH PRETORIUS	3 350	0,002%
MR DOUGLAS A LEGG	3 350	0,002%
MR DEENADAYALAN GOVENDER	3 336	0,002%
MR REX SAMUELSON	3 330	0,002%
MRS CLAIRE HEATHER MCLUCKIE	3 320	0,002%
THE ALBERTYN FAMILY TRUST	3 316	0,002%
MR NIMESH SINGH	3 315	0,002%
MR DIRK J TALMA	3 309	0,002%
MISS LERATO MOTAU	3 300	0,002%
MR HERBERT C T DE KLERK	3 300	0,002%
MR ISAAC MTHUNZI GELDO ZULU	3 300	0,002%
MR BOTHWELL CHEGOVO	3 300	0,002%
MNR LEONARD P DOBIE	3 300	0,002%
MR DARREN MAREE	3 293	0,002%
MRS MAYURI PARBHOO	3 288	0,002%
MR MADIMETJA ALFRED PHAKENG	3 287	0,002%
MS LANGELIHLE KAREN MHLONGO	3 286	0,002%
MR SHAUN ROBERT	3 284	0,002%
MRS MEIKIE GAVU	3 281	0,002%
MRS ELIZABETH CRONJE	3 280	0,002%
MR SIBUSISO GEBASHE	3 269	0,002%
MR KEVIN WILLIAMS	3 267	0,002%
MR JACOBUS CHRISTIAAN MARE	3 250	0,002%
MR MICHAEL WILLIAM WATSON	3 240	0,002%
FRB ITF PRIME SA EQUITY FUND	3 240	0,002%
MR FRANK FLETCHER BURROW	3 238	0,002%
MR TOMAS ARNALDO GUAMBE (NON RES)	3 229	0,002%
MISS MONIQUE SILVANA ENGELBLIK	3 220	0,002%
MR STEVEN BROMFIELD	3 220	0,002%
MR REABETSWE MOSWEU	3 211	0,002%
MR HENK CHRISTIAAN JOUBERT	3 202	0,002%
MR SIHLE ZAKHELE TSHABANGU	3 200	0,002%
MR FREDRI VAN DE VYVER	3 200	0,002%
MR JURGENS PFAFF	3 199	0,002%
MR ANTONIE BEUKES	3 198	0,002%
MR USHE CHINHURU (NON RES)	3 192	0,002%
MR DEON VAN VUUREN	3 185	0,002%
MR JURGEN JOHANNES HUMAN	3 175	0,002%
MISS MERCY CHIFAMBA	3 160	0,002%

Full Name	Shareholder Balance (number of shares)	Shareholder Balance %
MRS PRAMASHANI TIMOTHY	3 155	0,002%
MR JODY NAIDOO	3 150	0,002%
MR JAKOBUS SNYMAN	3 127	0,002%
MR SHAWN JAMES DUNCAN-SMITH	3 125	0,002%
MRS SHAKIRA ADAM	3 125	0,002%
MISS PUSELETSO MERE	3 113	0,002%
MR JEREMY ROSE	3 109	0,002%
MRS JASMINE ELIZABETH TYNDALE	3 107	0,002%
M THERON EN VENNOTE INC	3 101	0,002%
MR DALE RICHES	3 098	0,002%
MR DAVID BERNARD LOEWENTHAL	3 094	0,002%
MR AARON MUGADHI (NON RES)	3 089	0,002%
MR MANIE SWANEPOEL	3 087	0,002%
MR MOHAMMED SEEDAT	3 085	0,002%
MR MERVYN GODFREY SAVARY	3 085	0,002%
MR KYLE BARRYMORE CROUSER	3 076	0,002%
MR KHATHUTSHELO MUDZIELWANA	3 072	0,002%
MR VUSUMUZI CHARLES MACU	3 067	0,002%
MR DONOVAN STEPHEN MC LOUGHLIN	3 053	0,002%
MS SHOBHNA BHEN PATEL	3 053	0,002%
MR GRAEME JOHNSON	3 046	0,002%
MR ETIENNE RUBBERS	3 045	0,002%
MR STEVEN MARK RUBENSTEIN	3 041	0,002%
MR MMELI MTHETHWA	3 041	0,002%
MR HUGO JOHN MISSELHORN	3 036	0,002%
MS PATRACIA NEVONDWE	3 035	0,002%
DENTON FAMILIE TRUST	3 034	0,002%
MR ANDREW LA GRANGE	3 027	0,002%
MR ANTON TROSKIE	3 019	0,002%
MR PERKIN VAN DER MERWE	3 018	0,002%
MR PHIL NKOSI	3 015	0,002%
MR CYLE NIENABER	3 015	0,002%
MR VISHAY SINGH	3 015	0,002%
MISS ALETHA VALENTINA JEFTHA	3 010	0,002%
MR KHALID MAHOMED	3 003	0,002%
MR BRIAN CHEDZEY	3 001	0,002%
MR TREVOR DAVID HEANEY	3 000	0,002%
MRS JANE GWENETH CRANKSHAW	3 000	0,002%
MR PETER CHARLES WISE	3 000	0,002%
MR JONATHAN ELLIOTT	3 000	0,002%
MR HUGO GUSTAV RENI DEVEUGELE	3 000	0,002%
DR MUHAMMED HANIF ABRAM	3 000	0,002%
MRS SHAIRA BHANA	3 000	0,002%
MR ABDOOLHAK ABRAM	3 000	0,002%
MNR CORNELUS ALBERTUS VAN NIEKERK	3 000	0,002%
MRS LISE ANNE WARD	3 000	0,002%
THE MEGABRAIN TRUST	3 000	0,002%
THE CYBERSPACE TRUST	3 000	0,002%
MR ANDREW MOSES	3 000	0,002%
MRS LESLEY JOY OPEKA	3 000	0,002%

Full Name	Shareholder Balance (number of shares)	Shareholder Balance %
MIT FUND	3 000	0,002%
VITRES INVESTMENTS (PTY) LTD	3 000	0,002%
MR DEENADAYALAN GOVENDER	3 000	0,002%
BECHSTEIN TRUST	3 000	0,002%
THE SEABLEASE TRUST	3 000	0,002%
MR GONASEGARAN VIRASAMI	3 000	0,002%
MR MATTEO CARLO MATTIODA	3 000	0,002%
MR DHEENA GOVENDER	3 000	0,002%
DR STEPHEN MARK RICHARD BRACHMAYER	3 000	0,002%
MR LOUIS JOHANNES VAN DER MERWE	3 000	0,002%
MRS DAYANITHI PILLAY	3 000	0,002%
MRS ALICE JENNY LANGE	3 000	0,002%
MR BRENDAN SMITH	3 000	0,002%
MISS JULIA CLARE STANDISH - WHITE	3 000	0,002%
MRS LOUISE KINMONT	3 000	0,002%
MRS LEOLA SUSARA JOUBERT	3 000	0,002%
MR BERND BURMEISTER	3 000	0,002%
MR VERNON REDDY	3 000	0,002%
) THE MICHLEY FAMILY TRUST	3 000	0,002%
MR TSHEPO RAMONYALUOE	3 000	0,002%
MR LAKRAJ SEECHARAN	3 000	0,002%
MR MOHAMMED OSMAN	3 000	0,002%
MR PIERRE JOSEPH MARCEL DESVAUX DE	3 000	0,002%
MR MICHAEL JOHN RICHARDSON	3 000	0,002%
MR ADIL HASSEN KHAN	3 000	0,002%
MRS TRACY ANN LE ROUX	3 000	0,002%
TOMSHARE INVESTMENTS CC	3 000	0,002%
MRS CAROL VAN DER MERWE	3 000	0,002%
MR JOHN ROTHWELL HUGH COKAYNE	3 000	0,002%
MISS SARAH JOY GREEN	3 000	0,002%
MRS ROBYN MARGARET VAN DER RIET	3 000	0,002%
DR SHARLAA BADAL - FAESEN	3 000	0,002%
MR SHUMANI LAWRENCE GEREDA	3 000	0,002%
MR PETER JOHN RITCHIE COMRIE	3 000	0,002%
MR HAROON DAWOOD BASSA	3 000	0,002%
MR MAGEZI PHINEAS MAHASHA	3 000	0,002%
MR MAHOMED YOUSUF	3 000	0,002%
MR JOHANNES PAULUS OTTO	3 000	0,002%
MR MMAMOLATELO ADAM MMASHAKANE	3 000	0,002%
MR CHRISTOPHER JOHN CLARKE	3 000	0,002%
MR HAROLD THOMAS DUNSTAN DRURY	3 000	0,002%
MISS FATHIMA MANSOOR	3 000	0,002%
VAN WYK FAMILIE TRUST	3 000	0,002%
MR IZHAK GOHARI	3 000	0,002%
MR WING FUT MA	3 000	0,002%
MR SELWYN HOCKEY	3 000	0,002%
MRS JETTE LEWISON	3 000	0,002%
MR YUNUS MAHOMED OMAR	3 000	0,002%
MISS ZINTLE MJALI	3 000	0,002%
MR JOHANN WALLANDER	3 000	0,002%

Full Name	Shareholder Balance (number of shares)	Shareholder Balance %
MNR EBEN BARNARD VAN ZYL	3 000	0,002%
MNR PHILIPPUS JACOBUS LOURENS	3 000	0,002%
MS SALEHA L WADEE	3 000	0,002%
MR MOJAKI FINGER	3 000	0,002%
MISS YASHKA RAMDAS	3 000	0,002%
MR SIKHONA S MSIBI	3 000	0,002%
MRS LORRAINE PILLAY	3 000	0,002%
MISS STEPHANIE COLAROSI	3 000	0,002%
PILOFUSION (PTY) LTD NO2	3 000	0,002%
MRS ZAAHIDA DAVIDS	3 000	0,002%
MRS SANDRA-LYNN HENWOOD	3 000	0,002%
MRS KRISHNAVANI GOVENDER	3 000	0,002%
MRS SARA S DOBIE	3 000	0,002%
BIDANT-5 TRUST	3 000	0,002%
MNR FRITZ PISTORIUS	3 000	0,002%
MR TREVOR THOMAS	3 000	0,002%
MR KOBUS PIETER GROENEWALD	3 000	0,002%
MR CORNE NEL	3 000	0,002%
MR MORNE NEL	3 000	0,002%
MR JACQUES ANDRE JACOBS	3 000	0,002%
MNR LEONARD VAN STADEN	3 000	0,002%
MISS ADELENE CHETTY	3 000	0,002%
MR DAVID ROSS INNES CROWE	3 000	0,002%
SILVERMAN GROUP (PTY) LTD	3 000	0,002%
MR JAMES MOTAU	2 998	0,002%
MR MARK CLINTON FLANAGAN	2 993	0,002%
MR DYLAN LAND	2 993	0,002%
MRS BASHANI NAIDOO	2 989	0,002%
MR DION M E GABRIEL	2 982	0,002%
OLD MUTUAL WEALTH RETIREMENT	2 979	0,002%
MR PARELLIN NAIDOO	2 975	0,002%
MR EVAN EDWARD DAVIES	2 972	0,002%
MR SCHALK VAN NIEKERK	2 971	0,002%
DR JOACHIM WERNER OTTO HARTLEB	2 970	0,002%
MR DAVID BESTER	2 957	0,002%
MR VUYISILE NICHOLUS KIBI	2 956	0,002%
THE WARRENS FAMILY TRUST	2 955	0,002%
MS YEGASPRI K NAIDOO	2 951	0,002%
MRS HELEN MARGARET MC CARTHY	2 947	0,002%
MR SASHIN GOBIND	2 947	0,002%
MISS KANYA JAKAVULA	2 945	0,002%
MR HENDRIK SCHOEMAN	2 923	0,002%
MR CHIBA PARBHOO CHIBA	2 916	0,002%
MR ABDULSAMUD MOOSA ESSAY (NO 3	2 914	0,002%
MISS NABEELA ESSAY	2 913	0,002%
GDGS TRUST	2 907	0,002%
MRS FATHMA AMOD ESSAY	2 904	0,002%
MR RENATO LUCIETTO	2 896	0,002%
MR VIVENDRA RAJAGOPAL NAIDOO	2 889	0,002%
MRS ELLEN MARY BERNSTEIN	2 888	0,002%

Full Name	Shareholder Balance (number of shares)	Shareholder Balance %
MS MOLOKO L RAMOHLALE	2 886	0,002%
DR TSHEGOFATSO MOELETSI	2 885	0,002%
MR IGNATIUS TREDoux	2 882	0,002%
MR WALTER VAN PAREEN	2 880	0,002%
MNR FOSTER VAN DER MERWE	2 878	0,002%
MR MICHAEL NYAKAROMBO	2 875	0,002%
MR THUMAKELE T MJALI	2 872	0,002%
H M SAUNDERS WILL TRUST	2 865	0,002%
THE VICTOR DAITZ FOUNDATION	2 865	0,002%
MR RAYMOND HOLDER	2 865	0,002%
MR JULIAN T PALLIAM	2 865	0,002%
MR DHANAPALAN MOONSAMY	2 863	0,002%
MISS MEHNAAZ DADA	2 861	0,002%
MR SAHIL MAHARAJ	2 856	0,002%
MR JOHAN KANNEMEYER	2 856	0,002%
MR WILLIAM THOMAS SMALL-SMITH	2 852	0,002%
MR ADAM STEIN	2 850	0,002%
MRS SUSAN ETHEL LEECH	2 850	0,002%
MNR HENDRIK S ARANGIES	2 850	0,002%
MR DUART TEESEN	2 850	0,002%
MR PETER J GIBSON	2 848	0,002%
MR JOHANNES KIRSTEN	2 842	0,002%
MR MPHORO P CHIRWA	2 841	0,002%
DR OLUFEMI OWOLABI	2 837	0,002%
MR VHUTHU-HAWE MOLOKANA	2 835	0,002%
MR THOMAS CHRISTIE MCFARLANE	2 825	0,002%
MR ANTHONY HARE	2 824	0,002%
MR JOSE SANCHO CUMBI (NON RES)	2 820	0,002%
MR NIGEL DAVID HOLLIS	2 820	0,002%
MR ZIYAAD MAHOMED MOOSA	2 817	0,002%
MR LOGAN PILLAY	2 810	0,002%
MRS NTOMBOVUYO MAHLOMOTJA	2 809	0,002%
MR STEPHEN DAVID SCHRIRE	2 800	0,002%
MR ANTHONY GOODING	2 800	0,002%
JURGENS MARK & DOOLEY MICHAEL	2 800	0,002%
MR HENRY CHARLES LEICESTER	2 800	0,002%
MRS ROSSANIE NAIDOO	2 800	0,002%
BPSS MLN/CLIENT ASSETS	2 800	0,002%
MR FARAAZ MODI	2 800	0,002%
MR YUSUF HOOSEN RANDEEE	2 800	0,002%
MR YUSUF MAHOMED	2 800	0,002%
MRS LYNETTE ELLIOTT	2 800	0,002%
MS SUKHA	2 800	0,002%
MR PREVESHEN NAIDOO	2 797	0,002%
MR DUHAN SWART	2 793	0,002%
COPARTES PENSION FUND CO MIANZO	2 769	0,002%
MRS JOSHNA NATHOO	2 764	0,002%
MR FRANS NTSANA	2 762	0,002%
MR XOLISA HILITA NO:2	2 760	0,002%
MNR ARMAND VAN TONDER	2 752	0,002%

Full Name	Shareholder Balance (number of shares)	Shareholder Balance %
MR JUSTIN BETTS	2 751	0,002%
MR MERVYN MOODLEY	2 744	0,002%
MR NUSHIL AMRITHLAL SOOKRAM	2 740	0,002%
MR MTUTUZELI MATSHINI	2 740	0,002%
MR LOYISO MQULO	2 737	0,002%
MR MATSEPE TSIU	2 728	0,002%
MR JEAN PAUL DE VILLIERS	2 725	0,002%
MR CHRISTOPHER ANDRADE	2 720	0,002%
MR MUHAMMED EBRAHIM	2 717	0,002%
MISS MAMOKETE MMATLI	2 714	0,002%
TANTS MORIPE BUSINESS TRAINING AND MOMENTUM PP027649303 MM1069 N	2 707	0,002%
MR LEE C TOMLINSON	2 700	0,002%
MISS SHAMIMA ABDUL KHALICK PARUK	2 700	0,002%
MR FRANCESCO J DOMINGO	2 700	0,002%
MRS PREESHA MAHARAJ	2 700	0,002%
MS AYESHA S ASWAT	2 700	0,002%
MISS TIASHA SINGH	2 700	0,002%
MR RESHALAN GOVENDER	2 700	0,002%
TRIP20 INVESTMENTS (PTY) LTD	2 700	0,002%
MS BRENDA EILEEN MICHAU	2 700	0,002%
MRS SALLY ANNE WILLBIE	2 695	0,002%
MR THEODORE SUBRAMONEY	2 693	0,002%
MRS TSHOLOFELO MOITSHEKI	2 691	0,002%
GEORGE BOLAND ESQ	2 680	0,002%
MR ANTONIO DE MAGALHAES	2 680	0,002%
MR TREVOR BIGGS	2 680	0,002%
MR JODI SIMON	2 679	0,002%
MR ROBIN CHRISTOPHER STANLEY BORDEN	2 670	0,002%
MR DECEASED SEEISA MALEBO	2 665	0,002%
MICHAEL CHRISTOPHER MCGOWAN ESQ	2 664	0,002%
MR BARNETT KEVIN SKLAAR	2 660	0,002%
MR PIETER KRUGER	2 658	0,002%
MR SIBUSISO SHONGWE	2 657	0,002%
DR JACOB DANIEL THEUNIS OTTO	2 653	0,002%
MR CAREL LOOTS	2 649	0,002%
MR MUHAMMAD SALOOJEE	2 647	0,002%
MISS HAZEL MAKGAMATHA	2 647	0,002%
MR GREG CROOKES	2 645	0,002%
MS JESSE SHAW	2 640	0,002%
MR HENDRIK PIENAAR	2 636	0,002%
MR RICHARD ALAN HEYMAN	2 622	0,002%
MR THEER SINGH	2 620	0,002%
MNR RUDI LENSLEY	2 616	0,002%
MR ANYWAY MUBAYIWA	2 613	0,002%
MR GCINA TOLOBISA	2 610	0,002%
MR MELFORD MOLESE KEKANA	2 609	0,002%
MR MARTIN CHARLES CAWLEY HARDMAN	2 604	0,002%
MR PRAKASH MANILAL TRIKAM	2 600	0,002%
MR PHILIPP CHRISTOPHER WORZ	2 600	0,002%

Full Name	Shareholder Balance (number of shares)	Shareholder Balance %
MR DANIEL FREDERICK MARAIS	2 600	0,002%
MR VICTUS SBONELO BONGANI MAHLASE	2 600	0,002%
MRS MAGDEL ELIZABETH BEZUIDENHOUT	2 600	0,002%
MR ADRIAN RAMAN	2 598	0,002%
MR JADE RAMCEY JOHNSON	2 596	0,002%
MR ISAK JONK	2 592	0,002%
ESTATE LATE WERNER HANNS PABESCHITZ	2 585	0,002%
MR IBRAHIM MAHOMED MIA	2 580	0,002%
MNR DIRK JACOBUS JOOSTE	2 579	0,002%
MISS PRECIOUS NTULI	2 578	0,002%
MR ABRAHAM DE JAGER	2 577	0,002%
DR STANLEY ANNANDALE	2 571	0,002%
MRS ROSEMARY NOELLE BORDEN	2 567	0,002%
MR RYAN WOLHUTER	2 565	0,002%
MR NTOKOZO MDLULI	2 562	0,002%
FNB SECURITIES PTY LTD PROPRIETARY	2 560	0,002%
MR JERZY BOGUCKI	2 560	0,002%
MR FRANS VILJOEN	2 558	0,002%
MR ANDRE STEYN	2 556	0,002%
MR GREGORY KNOWLDEN	2 552	0,002%
MR FLOYD MAKOLA	2 549	0,002%
MR THABO PAPO	2 548	0,002%
MR MARK JAMES	2 542	0,002%
EHC JUNIORS INVESTMENTS PTY LTD	2 540	0,002%
MRS JOHANNA MATSWANE MOKWENA	2 538	0,002%
MR TSHEPO RAYMOND MOGOTSI	2 533	0,002%
MISS TRUDY SENDY LERATO MAUNYE	2 532	0,002%
MNR TOBIE VAN TONDER	2 526	0,002%
MR JOHANN ADOLF MEYER	2 520	0,002%
MR ARONE MATOME MOBE	2 520	0,002%
EST LATE BLIGNAUT D.O.D 2022/06/03	2 518	0,002%
MR FRANS DALHOUIE	2 518	0,002%
MR BRIAN HARRY KITCHING	2 517	0,002%
MR CRAIG MURUGAN	2 517	0,002%
MR JONATHAN HAUPT	2 515	0,002%
DAVID ALAN STEWARD ESQ	2 510	0,002%
MR LUKAS MEYER	2 507	0,002%
MR QUINTUS DE BEER	2 506	0,002%
SHAIKHNAG BROTHERS	2 500	0,002%
MR JACK RANDLE BASSETT	2 500	0,002%
MRS AMY WOLFF	2 500	0,002%
MR ROYE KEVIN O'BRIEN (LSQ09)	2 500	0,002%
MIDVAAL ENTERPRISES (PTY) LTD	2 500	0,002%
MR BRETT KAYE	2 500	0,002%
MR JONATHAN HUGH BLOCH	2 500	0,002%
MISS SHEETAL RAMA	2 500	0,002%
MULTILECT UMBRELLA PROVIDENT FUND	2 500	0,002%
MR GLEN ROBERT FORSCH	2 500	0,002%
MRS ELAINE MARY HURRY	2 500	0,002%
MR IAN RUSSELL HARRY	2 500	0,002%

Full Name	Shareholder Balance (number of shares)	Shareholder Balance %
THE YEHOSHUA LEIB BLIEDEN TRUST	2 500	0,002%
MR BRADLEY MARC DOLOWITZ	2 500	0,002%
MR BRIAN EMERY ROBARTS	2 500	0,002%
EBI MOOLLA FAMILY TRUST	2 500	0,002%
MRS HELEN AMELIA GELBART	2 500	0,002%
ML PRES PROV - RS MOODY	2 500	0,002%
MR MARINUS RIEKELT WANDSCHEER	2 500	0,002%
MS SUSAN MICHELLE GARDNER	2 500	0,002%
MR JUSTIN MARK STANDISH - WHITE	2 500	0,002%
MR GRAHAM ROBERT ANDERSON	2 500	0,002%
MICHAEL & JANIE MILLER FOUNDATION	2 500	0,002%
MR & MRS PAUL RALPH & HEATHER	2 500	0,002%
MALGRO CC	2 500	0,002%
MR TREVOR GEORGE SCHMIDT	2 500	0,002%
MR DAVID STEVEN OFFERMAN	2 500	0,002%
MRS GILLIAN CLAIRE SMITH	2 500	0,002%
MR COLIN GARY RESNIK	2 500	0,002%
MR MARCO ZUMPT	2 500	0,002%
MR PETER BOUTSELIS	2 500	0,002%
MR DUNCAN ALLEN CHALMERS	2 500	0,002%
MRS MELANI BOSCH	2 500	0,002%
MR SHAHEEN AHMED	2 500	0,002%
MR CHRISTOPHER R J WANTENAAR	2 500	0,002%
MR GORDON ANDREW SIKHAKHANE	2 500	0,002%
MR MUHAMMAD ZAAHID ISMAIL	2 500	0,002%
MR GARETH LLOYD COETZEE	2 500	0,002%
MR EBRAHIM PARKER	2 500	0,002%
MR CHRISTIAAN P HONIBALL	2 500	0,002%
MR YUNUS GANI	2 500	0,002%
MR ENRICO NAIDOO	2 500	0,002%
MR MCGUINNESS	2 500	0,002%
MR AASHMIK PANDAY	2 500	0,002%
STERLING INVESTMENT CLUB 2 (PTY)	2 500	0,002%
ANTIQUE CRAFT INVESTMENTS (PTY) LTD	2 500	0,002%
MRS BRIDGETTE A BLUMBERG	2 500	0,002%
DR MEGANDRAN NAIDOO (NO.2) PRACTICE	2 500	0,002%
MR KOLOBE EPHRIAM MASHALA	2 499	0,002%
MR ZVIKOMBORERO CHIREMA	2 492	0,002%
MR DAVID LINDSAY MILNE	2 480	0,002%
MR AKHEEL AMBARAM	2 476	0,002%
THE BENMORE TRUST	2 473	0,002%
MR SOLLY MONYOKO	2 472	0,002%
MR ARTHUR GEORGE BARRETT	2 469	0,002%
MR HEINRICH A MOSTERT	2 468	0,002%
MR EUGENE DIRK NEL	2 462	0,002%
THE GEEKIE TRUST	2 456	0,002%
MRS MARILYN ANGELA CORBETT	2 455	0,002%
MRS LEANNE DAWN ELS	2 450	0,002%
MR MUHAMMED DINDAR	2 450	0,002%
MR MORNE BOTHMA	2 450	0,002%

Full Name	Shareholder Balance (number of shares)	Shareholder Balance %
MR IAN ROBERT EASTON	2 450	0,002%
MRS MOIRA ETHEL NEWMAN	2 448	0,002%
MR PETRUS L HERBST	2 447	0,002%
MISS SINTHEMBA MCHUNU	2 447	0,002%
MR BOWNES	2 440	0,002%
MR MICHAEL G TRINDADE	2 436	0,002%
MR ALLAN CHIKWANHA	2 434	0,002%
MR VIJAYANTHRAN REDDY	2 428	0,002%
MR MPUMELELO GUMEDE	2 427	0,002%
MRS LAURA WRIGHT	2 426	0,002%
MR JOHANNES JURGENS VILJOEN	2 420	0,002%
MNR PIETER GERHARD SCHAAFSMA	2 419	0,002%
MR AHMED MOOSA	2 418	0,002%
MR HASSEN PARKER	2 411	0,002%
MR VISHAY DAVNARAIN	2 411	0,002%
MR SIZWE NICK MTSWENI	2 408	0,002%
MR JANNIK STREIBING	2 406	0,002%
MRS BARBARA HELEN WEBB	2 405	0,002%
MR MILES RORY DOWNARD	2 400	0,002%
MRS ADRIANA DU TOIT	2 400	0,002%
MR JAMES ROBERT FUSSELL	2 400	0,002%
MR NHLANHLA GOODWILL NHLAPO	2 400	0,002%
MR HIMESH PERSOTAM	2 400	0,002%
MR BALA KRISHEN GOVENDER	2 400	0,002%
MR AARON JAMES PENNEY	2 400	0,002%
MR MICHAEL CYRIL ELLIOTT	2 400	0,002%
MR PIERRE DIETER STEGEN	2 400	0,002%
MR YUSUF ALLY	2 397	0,002%
MR MICHAEL CHUEU	2 396	0,002%
MR OLIMPIO HEITOR FERNANDES	2 395	0,002%
LINDSAY J CAROLINE TRUST	2 392	0,002%
THE HEATHER LOUISE CAROLINE TRUST	2 392	0,002%
THE GRANT MICHAEL CAROLINE TRUST	2 392	0,002%
MS JANDA MACDONALD	2 389	0,002%
MISS KATHARINA JOHANNA PUREN	2 388	0,002%
MS TLOU G MAKGWATHA	2 378	0,002%
MR MOGAU LESHILO	2 375	0,002%
MR GENTLE	2 375	0,002%
MR SIEBERT WOLLER	2 373	0,002%
MS VINCENTIA MUDAU	2 358	0,002%
MRS ADELE VAN DER WALT	2 351	0,002%
MR EBRAHIM DADOO	2 350	0,002%
MR LOUIS ROSSOUW	2 347	0,002%
MR NUNDLALL PANDAY	2 332	0,002%
MR SULEMAN DESAI	2 325	0,002%
MR SHIVESH JADOO	2 325	0,002%
MR WILLEM BURGER	2 321	0,002%
MR LAWRENCE SAVAGE	2 316	0,002%
MR JOHN OPOKU-DEBRAH	2 313	0,002%
MR ERROL ARTHUR GERT VAN DER MERWE	2 311	0,002%

Full Name	Shareholder Balance (number of shares)	Shareholder Balance %
ME ZELDA SMITH	2 302	0,002%
MRS HAZEL GACE	2 302	0,002%
MISS NOKWAZI KUNENE	2 302	0,002%
MNR DONALD HARVEY SAAYMAN	2 300	0,002%
MS SHARON LEE FIEDEL	2 300	0,002%
MR PREBALAN V REDDY	2 300	0,002%
MRS LIDY-ANNE J VAN RENSBURG	2 300	0,002%
WALTERS AND KH (PTY) LTD	2 300	0,002%
MR DIRK JACOBUS NIEUWOUDT	2 300	0,002%
MR NIVEN BABUNANDAN	2 300	0,002%
MR BISMILLA	2 300	0,002%
MS SINCENGANI MOYO	2 300	0,002%
MR LOURENS MAIEL CASPER BADENHORST	2 300	0,002%
MR DEVRAJ REDDY	2 300	0,002%
MR JORDAN GRIFFITHS	2 299	0,002%
MR DILAN NAIDOO	2 297	0,002%
MR SIBONELO KHWELA	2 291	0,002%
MNR CASPER PETRUS VISSER	2 290	0,002%
MR SIBUSISO SIBANYONI	2 288	0,002%
DR JOHANNES VENTER	2 284	0,002%
SANLAM PRIVATE WEALTH PTY LIMITED	2 280	0,002%
MR PANDI MHLANGA	2 271	0,002%
MR ERNEST DUNHIN	2 261	0,002%
MR DEVADASEN MOGAMBARY MOODLEY	2 260	0,002%
MRS NEERATHA PREMCHAND PILLAY	2 258	0,002%
PROF WALTER ERNST MEYER	2 251	0,002%
MRS CAROL CLARA P .CORNELIS	2 251	0,002%
BBH: CANACCORD GENUITY WEALTH	2 250	0,002%
MR SHAKEEL CARRIM	2 250	0,002%
MR MOTALA	2 250	0,002%
MRS PAMELA MARY VAN EGGELEN	2 245	0,002%
ESTATE LATE WILLIAM GEORGE	2 232	0,002%
MCMANUS FAMILY TRUST	2 230	0,002%
THE RADFORD TRUST	2 230	0,002%
MS SINDISIWE CELE	2 228	0,002%
MR PETER CHARLES GANE SAUNDERS	2 225	0,002%
MR NEVASHEN NAIDOO	2 223	0,002%
MR DARREN FRANK ASSAIZKY	2 222	0,002%
MR MARC KARAM	2 218	0,002%
MR JASON BARRY TANNER	2 211	0,002%
MR JP MOSTERT	2 210	0,002%
MR ANDREW DOUGLAS SAUNDERS (E/L MS	2 206	0,002%
MR MARAIS	2 205	0,002%
YASPROP THREE INVESTMENTS	2 202	0,002%
MRS BHAMJEE	2 201	0,002%
MRS ELAINE SWAN	2 200	0,002%
MR DOUGLAS BURNETT WILSON	2 200	0,002%
PROF GRAHAM JOHN ALEXANDER	2 200	0,002%
MR JACOBUS JOHANNES BARKHUIZEN	2 200	0,002%
MR ROGER GREGORY CODRAI	2 200	0,002%

Full Name	Shareholder Balance (number of shares)	Shareholder Balance %
MR KETAN YASHOD BHOOLA	2 200	0,002%
MS JESSICA TOMAZ WEEDEN	2 200	0,002%
MNR HEINRICH DANIEL STANDER	2 200	0,002%
MS SHREE MAHARAJ	2 200	0,002%
MS CINDY SHIRLEY CROMHOUT	2 200	0,002%
MFP PROPERTIES PTY LTD	2 192	0,002%
MR NTUTHUZELO KWANGE	2 192	0,002%
MR BENEDICT MHLANGA	2 176	0,002%
MR LAWRENCE SEWNARAIN	2 175	0,002%
MISS MARIE THERESE CHANTAL DE LA	2 173	0,002%
MR BONGANI RAPHIAL GUMEDE	2 164	0,002%
MR VINESH GOVENDER	2 161	0,002%
MRS ROSEMARY PATRICIA GISELA BLACK	2 157	0,002%
MRS NATISHA PADAYACHEE	2 156	0,002%
MR STEPHEN CLOETE	2 152	0,002%
MRS JANE ROSE OSBORNE	2 151	0,002%
MR JOHANNES NEL	2 150	0,002%
MR SUVEER MEWALAL	2 150	0,002%
MR MICHAEL CAMPBELL	2 149	0,002%
MRS BEVERLEY SEIDLE	2 144	0,002%
MR KISHAN MAHARAJ	2 142	0,002%
DR ISMAIL GOOLAM MAHOMED HOOSEN	2 138	0,002%
PENTRIDGE HOLDINGS (PTY) LTD	2 131	0,002%
MR ZUBAIR ESSACK	2 129	0,002%
MISS NOMCEBO RACHEL NGCOBO	2 124	0,002%
NEIL ASK HAMMAR WILL TRUST	2 123	0,002%
MRS JEAN DIANA BUTCHER	2 118	0,002%
MR ALTUS MEYER	2 118	0,002%
MR BARRINGTON LEIGH ARBUTHNOT	2 108	0,002%
MR JAN-HENDRIK MULLER	2 105	0,002%
MR IBRAHIM MIA 7	2 101	0,002%
MR DONALD VAN HOOGSTRATEN	2 100	0,002%
MR JOHAN REYNEKE	2 100	0,002%
MRS HALIMA KHAN	2 100	0,002%
MR ANTHONY LOWE	2 100	0,002%
MR MORGAN DU TOIT	2 094	0,002%
MR CHRISTOPHER THOMAS BERRY	2 092	0,002%
MR RICKY PILLAY	2 090	0,002%
MR CLAYTON PETERSEN	2 090	0,002%
MR COLIN NEIL BAXTER	2 089	0,002%
MR KGANUWI KEKANA	2 089	0,002%
MR BRADLEY BARLOW	2 089	0,002%
MRS NOREEN YVONNE BAXTER-BRUCE	2 087	0,002%
MISS ELNA FOURIE	2 085	0,002%
MR DENNIS JANE	2 080	0,002%
MR DEVANDARAN NAIDOO	2 077	0,002%
MR OMAR ESSOP	2 076	0,002%
MRS SHARON ANDERSON	2 070	0,002%
ASHOKKUMAR BHUKHANDAS MORAR	2 068	0,002%
MR EUGENE VISSER	2 068	0,002%

Full Name	Shareholder Balance (number of shares)	Shareholder Balance %
MR RIEGERT DANIEL NORTJE	2 067	0,002%
BRAIN ACTIVE	2 067	0,002%
MRS NATALIE VAN DER VEEN	2 066	0,002%
MR NEL DE WET	2 063	0,002%
MRS JANE HARDING MAYER	2 063	0,002%
MS CYNTHIA THOBILE DLADLA	2 063	0,002%
MR WILHELMUS PETRUS GROBLER	2 062	0,002%
MISS PHINDILE NGOBESE	2 055	0,002%
MR NICOLAAS HENDR IK JANSEN VAN	2 053	0,002%
MR SIVALINGUM RAJGOPAUL NAIDOO	2 051	0,002%
MRS PRESHEENA PILLAY	2 050	0,002%
MR ZAHEER SAYED UMAR	2 048	0,002%
MR MOILOA RANTSO	2 047	0,002%
MRS GLORIA NONHLANHLA KHOZA	2 045	0,002%
THE ESTATE OF QHUSHULULU MANYAKAMA+	2 043	0,002%
MR INDREN MAISTRY	2 042	0,002%
MR WERNER NEL	2 041	0,002%
MRS ROBYN ANNE HARE	2 035	0,002%
MR ANDRIES JOHANNES SCHOEMAN	2 035	0,002%
MR PETRUS JOHANNES DANIEL BOSHOFF	2 035	0,002%
MR BRIAN JONATHAN WHITFIELD	2 035	0,002%
MR SINOQOBILE WISEMAN NENE	2 035	0,002%
MR ZAIN GASKIN	2 030	0,002%
RED ROCK CAPITAL INVESTMENTS	2 027	0,002%
SWIL USUFRUCTUARY TRUST	2 027	0,002%
MR VIREN NAIDOO	2 024	0,001%
MR KABAN KEMPPF	2 019	0,001%
MR MARC STEYN	2 018	0,001%
MRS EULENE PILLAY	2 017	0,001%
DR IRSHAAD KHAN	2 015	0,001%
MR & MRS JITENDRIYA & MANJULABEN.	2 014	0,001%
MR LOGANDHRA MOODLEY	2 009	0,001%
MR RENIER BOTHMA	2 007	0,001%
MR ABOOBAKER CASSIM	2 001	0,001%
DEVONA TRUST	2 000	0,001%
MR JURGEN BERND STOLL	2 000	0,001%
MS MARIA ANGELA PEREZ	2 000	0,001%
REYNARD ASSOCIATES (PTY) LTD.	2 000	0,001%
4093704 SPP ILPP FOR ML STRYDOM	2 000	0,001%
MS ROSE MOYO	2 000	0,001%
MR TAGUMA NYANGA	2 000	0,001%
MR MU'AAZ LAHER	2 000	0,001%
MS RAZEENA LAHER	2 000	0,001%
MR RONALD LYNTON BALCOMB	2 000	0,001%
MR JOHN MOFFAT CARRUTHERS	2 000	0,001%
MRS JACQUELINE SHARON FRIEDLANDER	2 000	0,001%
MULTILECT MANAGED ANNUITY FUND-KR L	2 000	0,001%
MR THOMAS ASHLEY BATTEN	2 000	0,001%
MR MILTIADIS KORSKETIDIS	2 000	0,001%
MR THATO OBAKENG MOENG	2 000	0,001%

Full Name	Shareholder Balance (number of shares)	Shareholder Balance %
MISS LESEGO MOLEBOGENG MOENG	2 000	0,001%
MRS LINDA MARGARET BECKWITH	2 000	0,001%
MR JOHN CHADWICK GLADWIN	2 000	0,001%
MR TINUS VAN KAMPEN	2 000	0,001%
DR NATHAN FINKELSTEIN	2 000	0,001%
THE OAKLEIGH TRUST	2 000	0,001%
DR MAHMOOD SULIMAN DOCKRAT	2 000	0,001%
MNR PHILLIPUS RUDOLF STRAUSS	2 000	0,001%
MRS CAROL ANN VILJOEN	2 000	0,001%
MR EVANGELOS GERASIMOS CATSAMAS	2 000	0,001%
MR NORMAN EDWARD *** BRUNER ***	2 000	0,001%
MR STUART RUSSELL WALKER	2 000	0,001%
MR ADAM CHARLES LEWISON	2 000	0,001%
MRS SHAMIMA GARDEE	2 000	0,001%
MR DUDLEY MALVIN HARFORD (BLOCKED)	2 000	0,001%
MR WILLEM KOFFEMAN	2 000	0,001%
MR IAN OSWALD JANNASCH	2 000	0,001%
MRS GILLIAN HEYNS	2 000	0,001%
MR JOHAN JORDAAN	2 000	0,001%
KOBUS EN UDA MEYBURGH FAMILIETRUST	2 000	0,001%
MRS JILL WENDY CORLETT	2 000	0,001%
MR GREGORY WAYNE TURNER	2 000	0,001%
DIE POLLIE THEUNISSEN TESTAMENTERE	2 000	0,001%
IRMHANS STRASZACKER TRUST	2 000	0,001%
MR WERNER DIRK THEART	2 000	0,001%
MR MICHAEL JONATHAN SPARKS	2 000	0,001%
MR PETER GRANVILLE BORLEY	2 000	0,001%
MR THIAGARAJEN VALOO REDDY	2 000	0,001%
MR PETER G CHURCH	2 000	0,001%
MR ERNST A BILBROUGH	2 000	0,001%
WESTCOTT PROPERTIES AND INVESTEMENT	2 000	0,001%
MR & MRS JOHANN & LESLEY ANN	2 000	0,001%
MR CONRAD MICHAEL VAN HEERDEN	2 000	0,001%
MRS CHERYL JOY CRONJE	2 000	0,001%
MRS CAROL ANNE PEPPER	2 000	0,001%
MR DAVID STEIN T/A ROGGEBAAI	2 000	0,001%
MR DAVID FRANK STEAD	2 000	0,001%
DR YUSUF ALLIE	2 000	0,001%
MR ARISEELAN MOODLEY	2 000	0,001%
MR PAUL JAMES DUNCAN	2 000	0,001%
MR ROHITH SINGH	2 000	0,001%
MRS SHARON YVONNE FEHLMANN	2 000	0,001%
MR MANUEL ROGERIO VICENTE	2 000	0,001%
MIDNIGHT MASQUERADE 182 (PTY)LTD	2 000	0,001%
MR THIAGARAJH NAIDOO	2 000	0,001%
MR IRVIN PHAKANE	2 000	0,001%
MR MOHAMMED SHAKIEL PARKER	2 000	0,001%
MR JACOBUS MULLER	2 000	0,001%
MR RAMSAMY GOVENDER	2 000	0,001%
MRS SEBETHI DOREEN NCHABELENG	2 000	0,001%

Full Name	Shareholder Balance (number of shares)	Shareholder Balance %
MISS LITITIA BRIGGS	2 000	0,001%
MR TIMOTHY DAVID HORN	2 000	0,001%
MR ANDREW PAUL MURRAY	2 000	0,001%
DR FARIEDA DESAI	2 000	0,001%
MOMV - ENDOW - SIDDLE FAMILY TRUST	2 000	0,001%
MR JEREMY TELEM SMITH	2 000	0,001%
MR SHANE ROGER PERNER	2 000	0,001%
MRS ELIZABETH MARGARET VELS	2 000	0,001%
MRS SAAFYA BHYAT	2 000	0,001%
MR RAKESH JOGEI	2 000	0,001%
MR CRAIG SEAMAN	2 000	0,001%
MR JACQUES FOURIE	2 000	0,001%
MR VISHNU NAIDOO	2 000	0,001%
DR HARRY LEWIS WELHAM	2 000	0,001%
MR AJAY M PARET	2 000	0,001%
MR JAMES T NATHAN	2 000	0,001%
MR YUSUF MOHAMED HASSAN	2 000	0,001%
MR BRENDON JAMES HART	2 000	0,001%
MR STEFANOS PAPADOPOULOS	2 000	0,001%
MR SAGREN GOVENDER	2 000	0,001%
MISS MPHOGAU MAGOLEGO	2 000	0,001%
MR JOHANN VAN NIEKERK	2 000	0,001%
MR LEON KAMRAJH	2 000	0,001%
SORINCO TRADING AND INVESTMENTS	2 000	0,001%
MR WILLIAM STEIN	2 000	0,001%
MR LEONARD DAVID LEWISON	2 000	0,001%
LIFESTYLE AND WEALTH MANAGEMENT (PT	2 000	0,001%
MR SAMEER KHAN	2 000	0,001%
MR DEVANDARAN MUNIEN	2 000	0,001%
DR JOHANNES A OOSTHUIZEN	2 000	0,001%
MR PAUL FRANCOIS DE LAPELIN DUMONT	2 000	0,001%
MR PESHIGAN NAIDU	2 000	0,001%
MR LEON BRAND VAN WYK	2 000	0,001%
MR HENK LINGENFELDER	2 000	0,001%
MNR CORNELIUS J BORNMAN	2 000	0,001%
MR DAVID EDWARD HINTON	2 000	0,001%
MR DANIEL J THERON	2 000	0,001%
MR RUAN COETZER	2 000	0,001%
MR PILLAY	2 000	0,001%
MRS MOTALA	2 000	0,001%
MR ZAKHELE F MOTAU	2 000	0,001%
IRETIRE PROVIDENT FUND 49207925	2 000	0,001%
MR LAURENCE ROSENBERG	2 000	0,001%
MRS RAJENDRIE SINGH	2 000	0,001%
THINVEST CC	2 000	0,001%
MR NIYAAZ A EBRAHIM	2 000	0,001%
MR TREVOR COVENTRY	2 000	0,001%
MR MARK MAC NAUGHTON	2 000	0,001%
MR MAHOMED I RANDEREE	2 000	0,001%
MR MOODLEY	2 000	0,001%

Full Name	Shareholder Balance (number of shares)	Shareholder Balance %
MR TSHEPO MAROBANE	2 000	0,001%
MR RAMONA BUDDEN	2 000	0,001%
MR RESHAD SAID	2 000	0,001%
MR ALAN FARTHING	2 000	0,001%
MR MICHAEL ALLAN CHARNAS	2 000	0,001%
MR VISHAL YOGENDRA GHELANI	2 000	0,001%
MR JAN PETRUS CILLIE	2 000	0,001%
MR LOURENS MARTHINUS VAN NIEKERK	2 000	0,001%
MR GAVIN PETER ESTERHUYSEN	2 000	0,001%
MRS ANGELA PENELOPE GRUNWALD	2 000	0,001%
MR ROBERT WILLIAM ALAN LONGSTAFF	2 000	0,001%
MR DAVID MICHAEL WEST	2 000	0,001%
MRS NATALIE ANN WEST	2 000	0,001%
MRS TANA SUSAN DU PLESSIS	2 000	0,001%
MRS RASEETA G SELOLO	2 000	0,001%
MR ANTHONY BRISLIN	2 000	0,001%
MUDIMELI INVESTMENT (PTY) LTD	2 000	0,001%
MR. CHARLES SPENCER	2 000	0,001%
MR BRENT BLANKFIELD	2 000	0,001%
SCM DMA (PTY) LTD	2 000	0,001%
MR BAREND DE KLERK	2 000	0,001%
MRS CAROLE MARGARET TATHAM	2 000	0,001%
MR ABRAHAM BOTES	1 999	0,001%
DR CYNTHIA FAYE HADLEY-GRAVE	1 993	0,001%
MRS CAROLYN PATRICIA BOYD	1 989	0,001%
MR MERVIN LEROI GRIMBEEK	1 988	0,001%
MR KIRUBEN NAICKER	1 983	0,001%
ORS INVESTMENTS (PTY) LIMITED	1 980	0,001%
MR ANDRE GERHARDUS VENTER	1 978	0,001%
BNYM RE 222822	1 977	0,001%
MR ANDRE COENRAD DU TOIT	1 972	0,001%
MR LANCE JASON	1 972	0,001%
MS SUSAN DEBORAH KEVAN	1 970	0,001%
MR PAUL JOHANNES BOSMAN	1 970	0,001%
PETER GILLITT FAMILY TRUST	1 970	0,001%
MISS MOSIMA RAMOGALE	1 969	0,001%
MR THABO SHELILE	1 965	0,001%
MR SAUL CAMPANARIO	1 963	0,001%
MR HANS O G KUBE	1 960	0,001%
MR GARY D BIRCHER	1 956	0,001%
MR SAM ITHETE	1 956	0,001%
MRS ELSPETH CLARE SHERRIFFS	1 955	0,001%
MR BEN TJIBE	1 951	0,001%
PAMGRO FAMILY TRUST	1 950	0,001%
MR KOOS VAN DER WESTHUIZEN	1 950	0,001%
MISS PALESA RANGATA	1 949	0,001%
MR VARDARAJ MOODLEY	1 947	0,001%
MR. NORMA MELVIN	1 944	0,001%
PETER WHIPPLE WINTER ESQ	1 940	0,001%
MRS HELEN ROSEMARY FRANCES CHANDLER	1 938	0,001%

Full Name	Shareholder Balance (number of shares)	Shareholder Balance %
MRS HAZEL ROSE THERON	1 936	0,001%
MRS SUZANNE MISKIN	1 936	0,001%
MS BONGILE TSOTETSI	1 935	0,001%
MR EDWIN HSU	1 931	0,001%
MR DARRYL J D HARRIS	1 930	0,001%
MR JASON LAWRENCE	1 929	0,001%
MRS MARYSE FLORENCE BOWMAN	1 929	0,001%
MR DALLAS SMITH	1 928	0,001%
MR BUTANA MISHACK MAHLANGU	1 926	0,001%
MR RENIER LOUW	1 924	0,001%
MR CALVIN VAN RENSBURG	1 922	0,001%
MR SAVAN MARIMUTHU	1 916	0,001%
THE HOSE FAMILY TRUST	1 910	0,001%
THE WMB TRUST	1 910	0,001%
MR ZIEGFRIED JACOBUS DU PLESSIS	1 909	0,001%
MR KIMBER BECKER	1 904	0,001%
MR THAMANDRAN GOVENDER	1 900	0,001%
MR JOHAN BENECKE	1 900	0,001%
MR ABDULLAH SUJEE	1 900	0,001%
MR PHELELANI MBHELE	1 896	0,001%
MR NIGEL WOODROFFE	1 895	0,001%
MR MOGANDREN PATHER	1 890	0,001%
MR WILLEM CHRISTIE	1 888	0,001%
MR BOWES	1 885	0,001%
MR VAN HEERDEN	1 885	0,001%
MR MOHAMED OSMAN	1 879	0,001%
MR ALAN HARTY	1 873	0,001%
MR NICO VAN DER MERWE	1 869	0,001%
MISS HELGA STEYN	1 865	0,001%
MRS JUDITH MERILYN MILLS	1 864	0,001%
MR PHILIP STRYDOM	1 862	0,001%
MNR HEINRICH KNIGHT	1 861	0,001%
MR YASTEEL HARIPERSAD	1 860	0,001%
MR PETER S GWILLAM	1 858	0,001%
MR MOLEFE CLARENCE MASOKO	1 858	0,001%
MR MOONSAMI GOVENDER	1 855	0,001%
MR CHRISTOPHER DA SILVA	1 854	0,001%
MISS KOBIE ENSLIN	1 853	0,001%
MR SANDILE INNOCENT KHUMALO	1 852	0,001%
MR JASON ELI DAVIS	1 850	0,001%
MISS MEGAN ELLA DAVIS	1 850	0,001%
DR MARTIN JOSEPH ROBERT RONALD VAN	1 850	0,001%
MR ARNOLD NDAVHELESENI MASIBIGIRI	1 850	0,001%
MR MARTHINUS MALAN	1 850	0,001%
MR GREIG AUSTIN PHILLIPS	1 850	0,001%
MR ROSHAN GUNPATH	1 840	0,001%
MR LUKHANYO SKOSANA	1 838	0,001%
MR XOLISILE YALI	1 837	0,001%
MR CHRISTIAN VAN ZYL	1 830	0,001%
MR ROBERT ALEXANDER MITCHELL	1 824	0,001%

Full Name	Shareholder Balance (number of shares)	Shareholder Balance %
MR PIERRE VAN ROOYEN	1 824	0,001%
MR BISSOON CHATHARGOON	1 822	0,001%
MR LOUIS KOEN	1 818	0,001%
MRS TRACY-LEE ANASTASIA STERGIANOS	1 815	0,001%
MR MERVYN EARL KHUMALO	1 813	0,001%
MR SAHIL GOVENDER	1 812	0,001%
MRS NOBUHLE TEMBE	1 812	0,001%
MR AMIE BOTES	1 811	0,001%
MR MYNARD FOURIE	1 809	0,001%
MR RAJENDRA GOVENDER	1 805	0,001%
MR RAJENDRA CHETTY	1 803	0,001%
MR PETER CHARLES DU TREVOU	1 802	0,001%
J.F.R. TRUST	1 800	0,001%
MR NICO STRYDOM	1 800	0,001%
DR MARK-IRWIN THERON	1 800	0,001%
MR GIDEON JOHANNES BOSMAN	1 800	0,001%
MR YUSUF JUGMOHAN	1 800	0,001%
MR MAUPI MAHLO	1 800	0,001%
MRS DONA L NELL	1 800	0,001%
MS CHRISTINA CHETTY	1 796	0,001%
THE ESTATE OF CHARLES SYDNEY	1 795	0,001%
MR WERNER LOUW	1 788	0,001%
MR ERICK LEMBEDE	1 786	0,001%
MRS JANICE MERLE MOSSOP	1 785	0,001%
MR BIGBOY SHAVA (NON RES)	1 783	0,001%
MR RIAAN VICTOR	1 779	0,001%
MR MZONDELELI VELELO LUGONGOLO	1 776	0,001%
MR TREVOR GORDON RICHARD DYER	1 774	0,001%
MR SAADIQ KHAN	1 772	0,001%
MR SEUNG S LIM	1 772	0,001%
MR MJ PURDON	1 772	0,001%
MR RICHARD ROBERTSON	1 763	0,001%
MS LAURA MORRIS	1 760	0,001%
MR RAGHUPRAKASH REDDY SATTY	1 756	0,001%
MR HENCO MULLER	1 756	0,001%
MR SELLO MASOLA	1 753	0,001%
MR JAYANDLALL HARIPERSHAD	1 751	0,001%
MR IZAK ABRAHAM FRANCOIS PEROLD	1 750	0,001%
MR RAE AGINSKY	1 750	0,001%
MR JOHANNES HENDRIK BOTHA	1 750	0,001%
MR MELVIN D NAIDOO	1 750	0,001%
MR RASIGAN KANDER	1 750	0,001%
MR MOHAMED IQBAL TAYOB	1 750	0,001%
MR TSHEPHO MOROTA	1 748	0,001%
MR VISHNU PERUMALSAMY	1 735	0,001%
MR CORJAN MULLER	1 733	0,001%
MS NOMCEBO DHLALANI	1 731	0,001%
MR SHAKEEL JUGGATH	1 729	0,001%
MR JACOBUS NICOLAAS MOOLMAN	1 728	0,001%
MR STRINIVASAN NAICKER	1 725	0,001%

Full Name	Shareholder Balance (number of shares)	Shareholder Balance %
MR MEHLULI MAPHOSA	1 724	0,001%
MISS SUSAN ANN TREDRE	1 720	0,001%
MR KOBUS BARKHUIZEN	1 720	0,001%
MISS NAZNEEN EBRAHIM CARA	1 719	0,001%
MISS DOLLY DINEO CHILOANE	1 718	0,001%
MR ADRIAN VAN NIEKERK	1 717	0,001%
MR JASHWIN CHOTU	1 716	0,001%
LAUCOTECH CC	1 715	0,001%
MISS ALMAAS HAMED	1 715	0,001%
MR PETRUS HLATSHWAYO	1 715	0,001%
MRS MUNYADZIWA MATAMELA	1 715	0,001%
MR MOHAMED YUSUF ABDOOL	1 709	0,001%
MR BRENDON J PILLAY	1 707	0,001%
MRS AADILA BHAYLA	1 704	0,001%
MR BRETT MILTON	1 701	0,001%
MR MUHAMMAD S ABDULLA	1 700	0,001%
MR BEREND H VAN DAM	1 700	0,001%
MR DHESHAN KANNABIRAN PILLAY	1 700	0,001%
MRS SHEILA WAGENHEIM	1 700	0,001%
MS LOGANAYAGIE GOVENDER	1 700	0,001%
MRS ZANNE-MARI MEYER	1 700	0,001%
THE JAKS TRUST	1 700	0,001%
MR ANTHONY JAMES ABRAHAMS	1 700	0,001%
MISS BUSISIWE MINIA NOBELA	1 700	0,001%
MISS NTOMBIKAYISE PRECIOUS KHOZA	1 700	0,001%
MR MBONGENI MADELA	1 700	0,001%
MNR DEON LOUW	1 700	0,001%
MR JOACHIM JOHANNES PRINSLOO	1 698	0,001%
MR DEON LOURENS	1 697	0,001%
DR AKSHAR SEWRATHAN	1 695	0,001%
MR RUDOLPH BOSHOFF	1 695	0,001%
MR GREGORY OLIVER HOOPER	1 692	0,001%
MR CRAIG ROBERT CARL JENSEN	1 689	0,001%
MR NDIMPHIWE GOWETA	1 687	0,001%
MR NAJEEB A FAZLI	1 683	0,001%
MR SIHLE NGUBANE	1 683	0,001%
MR WERNER GEEL	1 682	0,001%
MR JOHN EDWARD CHIBWE (NON RES)	1 678	0,001%
MR KHATHUTSHELO TSHIVHASE	1 678	0,001%
MR RASELEPE NTHELEDI	1 678	0,001%
MR KWENA LETSOENYO	1 676	0,001%
MR PIERRE-JUAN PAULSEN	1 675	0,001%
MR ADRIAN COLLARD	1 675	0,001%
MR MICHAEL LABREY STACEY	1 671	0,001%
MRS ADRIANA CORNELIA KEEGAN	1 670	0,001%
MR NISHAL HARIPARSAAD	1 670	0,001%
MISS MPHON NTLANGANE	1 670	0,001%
MR EBRAHIM ESSOP	1 665	0,001%
MR ANDILE SIBAYA	1 660	0,001%
MR TSHEPO RAYMOND MOGOTSI	1 660	0,001%

Full Name	Shareholder Balance (number of shares)	Shareholder Balance %
MR DHARAMRAJ POKHRAJ	1 660	0,001%
MR CLAYTON BISCHOFF	1 658	0,001%
MR MANDLENKOSI MTHETHWA	1 657	0,001%
MR PETER WATSON	1 654	0,001%
MR JANNIE VAN DER MERWE	1 652	0,001%
MR JOHAN HATTINGH	1 652	0,001%
MISS YANDA LORETTE MOLEFE	1 651	0,001%
2545424 SPP ILLAP FOR JGB MAREE	1 650	0,001%
MR JOHANN JURGENS VAN DER MERWE	1 650	0,001%
THE GERHARD TRUST	1 646	0,001%
MR STEPHAN PHILIP SCHACH VON	1 646	0,001%
MR DONAVJN VAN EEDEN	1 643	0,001%
MR CORNELIUS ROOS	1 641	0,001%
MR CHEN-YU HSIEH	1 640	0,001%
MR DAVID CHRISTOPER G MURRAY	1 640	0,001%
MR HSI-FU CHEN	1 640	0,001%
MRS MERLYN MUNRO	1 634	0,001%
PE CHEMICALS	1 630	0,001%
MR THABO LEPATI	1 630	0,001%
MR CLIVE ROGER DOWNARD	1 628	0,001%
MR DEENA GOVENDER	1 627	0,001%
MRS THAKGALANG LESIBE MASHILWANE	1 625	0,001%
MRS MICHELLE SUBRAMANI	1 623	0,001%
OLD ANDREAN CLUB	1 622	0,001%
MRS KAREN DEBORAH SUSKIN	1 617	0,001%
MRS BEVERLEY STACEY JACOBS	1 617	0,001%
MRS DONNE VAN EEDEN	1 615	0,001%
MR SEVERIANO ROBINSON	1 614	0,001%
MR RICHARD TURNER WATKINS	1 600	0,001%
MR WAYNE BEHRMANN NO.1	1 600	0,001%
MR JOHN LAURENCE DOUGLAS BOWMAN	1 600	0,001%
PROF ANTHONY CONYNGHAM CANTRELL	1 600	0,001%
MR RONALD CLIVE STONE	1 600	0,001%
MISS SUMAIYA HAJAREE	1 600	0,001%
MRS LETITIA DE LANGE	1 600	0,001%
MR ZWELITHINI NKOSI	1 600	0,001%
ESTATE LATE MARCEL ROBERT GUY	1 599	0,001%
MR VISHAL GHELANI	1 598	0,001%
MR TSHEPANG KHUBYANA	1 594	0,001%
MR TIAAN MAJEWSKI	1 593	0,001%
MR MABANDLA SITHOLE	1 584	0,001%
MR LUCKY MOTSOENENG	1 583	0,001%
MR BARRY REED	1 582	0,001%
MR ERIK CORNELIS BECHT	1 580	0,001%
MR LEHLOGONOLO MOLOI	1 578	0,001%
MRS CAROLINE LEWIS	1 577	0,001%
MR DIPESH JEENA	1 577	0,001%
MRS PRINOLA MOODLEY	1 577	0,001%
MR MAGANDREN SOOBRAMANY	1 574	0,001%
MR NICHOLAS BRADLEY	1 570	0,001%

Full Name	Shareholder Balance (number of shares)	Shareholder Balance %
MR PAUL N D BOWDEN	1 568	0,001%
MRS AMELIA KRISHNA	1 565	0,001%
MR KEVIN WALSH	1 559	0,001%
MRS MEGAN HAILU	1 556	0,001%
MR TSHEPO SEFARA	1 553	0,001%
MR DANIEL MOSITO	1 552	0,001%
MRS DIANA HAZER MICHELOW	1 550	0,001%
MR ANDREW GERALD THORBURN	1 550	0,001%
MR RICHARD PRINSLOO	1 549	0,001%
MR CRAIG ALAN MURRAY	1 549	0,001%
MS ADRIENNE LOEWENTHAL	1 547	0,001%
WALPET PTY LTD	1 547	0,001%
MR NIKAEEL SINGH	1 542	0,001%
OCKERT EN ELNA SCHOLTS AS TRUSTEE	1 538	0,001%
MS MASESI SIKHOSANA	1 537	0,001%
MR WAEL NASSER	1 536	0,001%
MR ALISTER SMIT	1 535	0,001%
MR RICHARD OLDNALL	1 535	0,001%
MR DIKOBÉ MOLABA	1 535	0,001%
MS SELINA NAIDOO	1 534	0,001%
MR ZIYAAD JOGEE	1 533	0,001%
MR ASIF MANZOOR	1 532	0,001%
MS DORAH BELINDA KGATLA	1 530	0,001%
THE R & J FULLER FAMILY TRUST	1 528	0,001%
DR JOHN BETTON HODGSON	1 528	0,001%
MR JAN HENDRIK BASSON VAN DER SPUY	1 528	0,001%
MRS HEATHER JANE BAKER	1 524	0,001%
MR MOHAMED ISMET DAVIDSON	1 520	0,001%
MR RUBIN JAMES TURKINGTON	1 520	0,001%
ESTATE LATE: PP ROETS	1 520	0,001%
MR ALFRED GRAHAM CHARLES LONG	1 516	0,001%
MR DEVLIN QUINN	1 515	0,001%
MR JACOBUS ESTERHUIZEN	1 513	0,001%
NIGEL JOHN LEFROY ESQ	1 510	0,001%
MISS CANDY RAJOO	1 503	0,001%
MR IDRIS DESAI	1 503	0,001%
MR JOHN PENFOLD	1 502	0,001%
MR YAHYA MAKDA(NO.2)	1 500	0,001%
MRS HELEN MARGARET SMITH	1 500	0,001%
MR JOSE ANTONIO BERNARDO DOS SANTOS	1 500	0,001%
A & R BIAGIONI INVESTMENT CLUB	1 500	0,001%
MISS KAAMINI REDDY	1 500	0,001%
MR OSCAR GUIZZARDI	1 500	0,001%
MR JEFFREY MANNE LIPSHITZ	1 500	0,001%
MR HENNIE WENTZEL	1 500	0,001%
MRS JENNIFER GRAHAM HERSHELL	1 500	0,001%
MR GERT PIETER ANDRIES GOUS	1 500	0,001%
MR CAREL JOUBERT	1 500	0,001%
MR ZAKHENI ZAMANI DLAMINI	1 500	0,001%
DIE KANONBERG FAMILIETRUST	1 500	0,001%

Full Name	Shareholder Balance (number of shares)	Shareholder Balance %
MR RICHARD IAN TANNER	1 500	0,001%
MNR ANDRIES JONATHAN LATEGAN	1 500	0,001%
MR SUMESH MUDHAN SOMAROO	1 500	0,001%
MR HILEL CONRAD JANUARY	1 500	0,001%
MR LOUIS FOURIE	1 500	0,001%
MR DANIEL JACOBUS ROSSOUW VILJOEN	1 500	0,001%
MISS SHELLEY ELIZABETH DINAN	1 500	0,001%
DR JOHANNES DANIEL VAN DER MERWE	1 500	0,001%
MR LESLIE ARNOLD BECKER	1 500	0,001%
MR ERICH W BUHR	1 500	0,001%
MR HOOSEN JADA	1 500	0,001%
MR SELLO SYDNEY MOKOENA	1 500	0,001%
MR SIPHO PATRICK DUBE	1 500	0,001%
MR RAVIN SHUNMUGAM NAIDOO	1 500	0,001%
MR JEAN-PIERRE JACOBUS NEL	1 500	0,001%
MR SUDESH RAMCHANDER	1 500	0,001%
MR MICHAEL HERBST	1 500	0,001%
MR YUSUF ABBAS	1 500	0,001%
MS ANEL NAGEL	1 500	0,001%
MRS LAILA BHYAT	1 500	0,001%
MR DEON K WAIT	1 500	0,001%
DR ZUBAIR HAFFAJEE	1 500	0,001%
MRS FAWZIA KADWA	1 500	0,001%
MR KADWA	1 500	0,001%
MR ABDUL KADER ESSA	1 500	0,001%
MR OMAR	1 500	0,001%
MISS FAITH DOWELANI	1 500	0,001%
MR MIROSLAV CVETANOVIC	1 500	0,001%
THE MAAS CORPORATION (PTY) LTD	1 500	0,001%
MISS CANDICE MUNIEN	1 500	0,001%
DR FAIZAL THAYAB	1 500	0,001%
MRS UMENDRE PILLAY	1 500	0,001%
MR STEVEN VICKERS GREEN	1 500	0,001%
MRS JENNIFER ELIZABETH BRAND	1 500	0,001%
MR NAVIN RAMPARSAD	1 500	0,001%
MR SRAVAN KUMAR TUMMALAPALLY	1 500	0,001%
THE BP FAMILY TRUST	1 500	0,001%
MR HENK VAN HUYSTEEN RAUCH	1 500	0,001%
IMPERIUM HOLDINGS	1 500	0,001%
MRS JACQUELINE ANN BIESHEUVEL	1 500	0,001%
MR HARRY JACOBUS SMIT	1 500	0,001%
LABOUR RESEARCH TRUST	1 500	0,001%
MR KNUT-OLOF AND ALISON LEIGH FAST	1 500	0,001%
MISS SHUREKHA JOSHI (VT)	1 500	0,001%
MR JASON METS	1 499	0,001%
MR WAYNE NOEL EDWARDS	1 496	0,001%
MR PATRICK DOWNES	1 493	0,001%
MR PAUL CHRISTIE	1 490	0,001%
MR BANELE NZAMA	1 489	0,001%
MR THABISO I MOKABA	1 487	0,001%

Full Name	Shareholder Balance (number of shares)	Shareholder Balance %
MR MOTHOBHI STEPHEN KHOTLE	1 486	0,001%
MR ANDREW BOULTON	1 485	0,001%
SJA MANAGEMENT CC	1 480	0,001%
MRS ERICA MARIAN TORR	1 478	0,001%
MISS KHUTHALA NJOMI	1 478	0,001%
MR DENZIL ROBERT BUSSE	1 477	0,001%
GOLDILOCKS TRUST	1 477	0,001%
MR GARY ASERMAN	1 477	0,001%
MS YAJHNA SINGH	1 476	0,001%
MR JOHN ANDREW LUMSDEN	1 475	0,001%
MR TEBOHO ELIJAH MOLOI	1 470	0,001%
CORPORATE ACTIONS SURPLUS ACCOUNT	1 469	0,001%
MS ATHABILE NTANTISO	1 468	0,001%
MRS JOAN GERTRUDE BURGESS	1 466	0,001%
MR DENZIL PILLAY	1 465	0,001%
MR RATHISH RAMCHANDER SEEPERSAD	1 465	0,001%
MR GAVIN R TAYLOR	1 463	0,001%
MR STEVEN PEERS	1 463	0,001%
MR SAHIL SOOKO	1 462	0,001%
IBISA CHARITABLE TRUST	1 461	0,001%
MR MARNIS LEEB	1 460	0,001%
MRS WENDY DU PLESSIS	1 459	0,001%
CAPABILITY GROUP (PTY) LTD	1 458	0,001%
MR KARSAN PARBHOO NARSI	1 457	0,001%
MRS MOONEEN HAGGER	1 457	0,001%
EXORS OF GRACE FEENEY DECD	1 451	0,001%
IQWA INVESTMENTS	1 451	0,001%
MR JEAN MAURICE BERTRAND REGNARD	1 450	0,001%
MR ARTHUR EDWARD GILBERT	1 450	0,001%
MR MARK L ALLIX	1 450	0,001%
MR JACQUES CILLIERS	1 450	0,001%
MR HUGH LOVELL CLARKSON	1 445	0,001%
DR GEORGE HENDRIK PIEK	1 440	0,001%
MR MFUNDO NENE	1 439	0,001%
MR DILSHAAN CHETTY	1 438	0,001%
MR JOHN TOULOURAS	1 435	0,001%
DIANE JANE SNOWDEN	1 433	0,001%
MRS LARAIN COHEN	1 433	0,001%
MR JOHN RUSSEL ATHERSTONE	1 433	0,001%
MR PIERRE LAUBSCHER	1 433	0,001%
MR SUNIL LALLJEETH	1 431	0,001%
MR DHESHEN PADAYACHEE	1 430	0,001%
MISS ARLINI REDDY	1 429	0,001%
MR JASON SMITH	1 429	0,001%
MISS AKHONA FUFU	1 426	0,001%
MR NICHOLAS CHETTY	1 424	0,001%
MISS LIZE DE JAGER	1 422	0,001%
MR RAMASANTIRAN CHETTY	1 422	0,001%
MRS ANITA SHAILSUNKER	1 420	0,001%
MR PHILIPPUS MARTHINUS BOTHA	1 420	0,001%

Full Name	Shareholder Balance (number of shares)	Shareholder Balance %
MRS SUSARA PIENAAR	1 420	0,001%
DR MOHAMMED MITHA	1 414	0,001%
MR XOLISA SITUKUTEZI	1 414	0,001%
MR CYRIL PIERCE	1 412	0,001%
MS TECLA T NDOKWENI	1 410	0,001%
MR JACOBUS JOHANNES NIEUWOUTD	1 409	0,001%
MR ASHRAF SULEMAN	1 407	0,001%
MR RAYMOND PRETORIUS	1 406	0,001%
MR KOGIELAN VARDEN	1 406	0,001%
MR GARTH NAUDE	1 401	0,001%
3456746 SPP ILLAP FOR MFM JAMES	1 400	0,001%
JEG INVESTMENT TRUST	1 400	0,001%
PSG LIFE: PE DE WET	1 400	0,001%
MR RUAN LABUSCHAGNE	1 400	0,001%
MNR CHARLES MARTHINUS LOMBARD	1 400	0,001%
MRS SAMANTHA J BAIN	1 400	0,001%
SAM INVESTMENTS	1 400	0,001%
MR JOHN ADRIAN BAKER	1 400	0,001%
MR GERHARDT BOTHA	1 400	0,001%
MR JACOBUS JOHANNES KRITZINGER	1 400	0,001%
MR FARADH MAHOMED	1 400	0,001%
MR JAMES VAN DER LINDE AND LIANI	1 400	0,001%
MR JAN CHRISTOFFEL ANDRIES ROOS	1 400	0,001%
MR MALCOLM RAMASAMY NAIDOO	1 400	0,001%
GLACIER GLACIER O'HAHER K	1 400	0,001%
MR BONGANI MABUZA	1 399	0,001%
MR JOHANNES JACOBUS LE ROUX	1 390	0,001%
MR JUNAID KHAN	1 390	0,001%
EMPALE	1 389	0,001%
PSG AML: STEYN PPA SA EQUITY	1 385	0,001%
MR MAHOMED MAHOMED	1 384	0,001%
MR HANNIS VREKEN	1 381	0,001%
MR JAMES BARRIE CLARK	1 380	0,001%
MR GERHARD VAN DER WAAL	1 380	0,001%
MISS NOMAKHWEZI MVUMVU	1 379	0,001%
MR GOODRICH MOLEF KOWANE	1 379	0,001%
MR PAUL TOLSMA	1 378	0,001%
MR YUSHA DAVIDSON	1 373	0,001%
MISS FATIMA AHMED VACHIAT	1 371	0,001%
MR NAZEEM DAVIDS	1 370	0,001%
MR PRABHAKHAR INDERMAN	1 370	0,001%
MRS RABIA ABDULRAHMAN	1 368	0,001%
MR JOHANN DELPORT	1 366	0,001%
MR PETRUS GERHARDUS NORTJE	1 365	0,001%
NATAL ANTI-TUBERCULOSIS ASSOCIATION	1 365	0,001%
MR COENRAAD DU TOIT	1 365	0,001%
MR SIZWE NTANZI	1 363	0,001%
MRS JACQUELINE DENISE BHANA	1 362	0,001%
MISS NOKUTHULA MTSHALI	1 362	0,001%
MR LERATO SHAKU	1 362	0,001%

Full Name	Shareholder Balance (number of shares)	Shareholder Balance %
MR ALBERT JACOBUS NOTHNAGEL	1 360	0,001%
MRS YARISHA SINGH	1 358	0,001%
MR FAYAAD DADABHAI	1 356	0,001%
MR JAMES MADER	1 356	0,001%
MR BONGINKOSI MDLULI	1 356	0,001%
D.P. HODGSON FAMILY TRUST	1 355	0,001%
MR Y MOHAMED	1 355	0,001%
MNR HENDRIK ALBERTYN	1 355	0,001%
MR QUINTIN H NEWBY-FRASER	1 350	0,001%
MR BHOKATHI NDLOVU	1 350	0,001%
MRS SALLY ANN BAYLEY	1 350	0,001%
MR MARC FRANK WALZ	1 350	0,001%
MR ABOO BAKAR SAYED	1 349	0,001%
HERBERT KARL OTTO ZUSCHKE ESQ	1 346	0,001%
MR GERHARD HEINRICH BRUNO KAAK	1 346	0,001%
MR ROBERT JAMES ALLSOP	1 346	0,001%
MISS ANNAH MAKHUBELA	1 343	0,001%
MR ZAHEER SACOOR	1 342	0,001%
MR TOKOLLO MAHAPA	1 339	0,001%
MR GUNTHER WOLF	1 338	0,001%
MR WIAN VAN DEN BERG	1 329	0,001%
MR ASFAQUE MOHAMED	1 329	0,001%
MR TUMISANG TSINENG	1 327	0,001%
MR CHAD HAUPT	1 327	0,001%
DR HENRY DAVID BAUER	1 322	0,001%
MR MALIBONGWE NTLALI	1 320	0,001%
MR YAHYA ABDUL	1 320	0,001%
MISS JOY BALOYI	1 320	0,001%
MRS KATHLEEN ELLEN GILBERT	1 318	0,001%
MRS CHERYL ANNE WALKER	1 318	0,001%
MR IAN HAROLD BRAATVEDT	1 312	0,001%
DARTINGTON PORTFOLIO NOMINEES	1 312	0,001%
MR BRETT SNEDDON	1 309	0,001%
MRS AMANDA GOOSEN	1 307	0,001%
MR ROY SHIRES	1 305	0,001%
MR REUBENDRAN NAIDU	1 305	0,001%
MRS MINETTE STONE	1 304	0,001%
MR DARIAN PATRICK NOLAN	1 303	0,001%
MR HAMZA ABOO BAKER	1 303	0,001%
MISS ZAYAANA KHAN	1 300	0,001%
MR MUHAMMED ISA KHAN	1 300	0,001%
MASTER LUCA GIORGIO PALMA	1 300	0,001%
MRS TANIA VAN ZYL	1 300	0,001%
MR MUSA MACEKE	1 300	0,001%
SUMMER INVESTMENTS (PTY) LTD	1 300	0,001%
MNR GREG COSTAS GALATIS	1 300	0,001%
MR VIREN GOVENDER	1 300	0,001%
MRS JO-ANN DU PLESSIS	1 300	0,001%
DR GOUWS	1 300	0,001%
MR PETER ANTONY VLIETSTRA	1 299	0,001%

Full Name	Shareholder Balance (number of shares)	Shareholder Balance %
MRS SHARAFAT PARKER	1 298	0,001%
MR KHUMOTSO MOKOENA	1 297	0,001%
MR AHMAD SALAJEE	1 294	0,001%
MR DESMOND WALTERS	1 293	0,001%
MRS JACQUELINE KAMATI	1 292	0,001%
MS JULIA ROZANOVA	1 290	0,001%
MR JAMES RENTON	1 289	0,001%
MR YUSUF DESAI	1 289	0,001%
MR NICHOLAS DUNCAN COOKE	1 289	0,001%
MS NOSIPHO NGCOBO	1 288	0,001%
MR RHYNACH VAN DER LITH	1 287	0,001%
MRS DAPHNE VIRGINIA LEE	1 286	0,001%
MRS MANDISA MDLULI	1 284	0,001%
THE RUBICON TRUST	1 282	0,001%
MRS CELESTE GOUWS	1 282	0,001%
MR HARI PADMANABHAN	1 281	0,001%
MRS CHRIZETTE VENTER	1 281	0,001%
DR JULIA HILARY BOTHA	1 280	0,001%
MR ZACHARY SMITH	1 279	0,001%
MR CHRISTIAN LELICANIN	1 278	0,001%
MRS CORRENE HITGE	1 277	0,001%
MR THOMAS KIECK	1 276	0,001%
MR HAROON NANABHAY	1 275	0,001%
MR YOUSUF KARRIM	1 275	0,001%
MS GABRIELLE MANIKAM	1 273	0,001%
DR A.R.DU PLESSIS & ASSO CIATES &	1 271	0,001%
MR GRANT ERASMUS	1 271	0,001%
MR DITHOMO MATABANE	1 271	0,001%
MR ANDREW MC DONALD	1 270	0,001%
VISION RESEARCH STRATEGY MANAGEMENT	1 269	0,001%
MR KARMENTHREN MOODLEY	1 267	0,001%
MR DEVON LEE SOSTAK	1 265	0,001%
MR AQRAM MUTALIB	1 265	0,001%
MR INDER HARICHAND HUKUM	1 263	0,001%
MRS BRENDA CONSTANCE TAPP	1 261	0,001%
MR SHAUN RUGHBEER	1 253	0,001%
MR FREDERICK SAKHISENI MNCUBE	1 252	0,001%
MR LEON MEYER	1 251	0,001%
POTCH BELEGGINGS (PTY) LTD	1 251	0,001%
MR TERTIUS BARNARD	1 250	0,001%
MR RAJAN MUTHUSAMY	1 250	0,001%
DR JEEVREN REDDY	1 250	0,001%
MR RONALD GUY REYNOLDS	1 250	0,001%
MR DEVON LYNTON NEETHLING	1 250	0,001%
MR OWEN LEATHERBY	1 250	0,001%
MR LIAM OOSTHUIZEN	1 249	0,001%
MRS ANN ELIZABETH ANDREWS	1 247	0,001%
MR ZAMA MLAMBO	1 246	0,001%
MS NONGCEBO MAMBA	1 246	0,001%
MR FRANCOIS ROSSOUW	1 246	0,001%

Full Name	Shareholder Balance (number of shares)	Shareholder Balance %
MR OLWETHU JAMA	1 245	0,001%
MR ZAHEER OSMAN	1 245	0,001%
MR IMRAAN KHAN	1 242	0,001%
MR SANELE TYALIBONGO	1 239	0,001%
MR ERIK WOLFAARDT	1 239	0,001%
MR THEODORE CLOETE	1 238	0,001%
MR IRWIN RAYMOND SLOTAR	1 238	0,001%
MISS JULIE ANN KREUSCH	1 236	0,001%
MR MARTHINUS WESSEL JACOBS	1 234	0,001%
MR THURSTON SALT	1 234	0,001%
MR SBHAMO GODFREY MAMBA	1 231	0,001%
MR RITESH RAMMANHOR	1 231	0,001%
MMI >RA: GRECO KA	1 230	0,001%
MR NOMORE MUSIKAVANHU	1 230	0,001%
MR PLEASURE TSHABANG MABASO	1 230	0,001%
MR CAREL N COETZEE	1 230	0,001%
AJR FAMILY TRUST	1 230	0,001%
MR GEOFFREY MOORE RICHARDS (NON	1 227	0,001%
MR ALLAN HOKO	1 225	0,001%
MR MARIUS GROBBELAAR	1 224	0,001%
MR CONSTANT CLAASSEN	1 223	0,001%
MRS TONI SMITH	1 223	0,001%
MRS ROBYNNE-ASHLEY HAUPTFLEISCH	1 220	0,001%
MR BAHLE MHLANGA	1 220	0,001%
MS MARTHA TINTSWALO MAREMA	1 219	0,001%
MR PHUTI MATSAOLA	1 218	0,001%
MR JOHANCO FAIHST	1 218	0,001%
MR VUYISA SOPELA	1 217	0,001%
MRS WENDY LEE STEYN	1 216	0,001%
MR MARTIN ODENDAL	1 216	0,001%
DE JONGE FAMILY TRUST	1 216	0,001%
DR HAMILTON PHIRI	1 214	0,001%
MR STEFAN KLINTWORTH	1 213	0,001%
MR MUHAMMED I EBRAHIM	1 210	0,001%
MRS BILQEES ESSA	1 208	0,001%
MR CRAIG BOWLES	1 205	0,001%
MS ANTONETTE TERBLANCHE	1 204	0,001%
MR ESTIAN GOOSEN	1 204	0,001%
MR JACO SMIT	1 203	0,001%
MR EDRICH KNIPE	1 203	0,001%
MR NEVILLE MACKLIN LEWIS	1 203	0,001%
MR RABITH SUKHARI	1 202	0,001%
MR TYRONE DOBBIN	1 202	0,001%
MR PIETER BENJAMIN PIENAAR	1 202	0,001%
ADJUST INVESTMENTS CC	1 200	0,001%
MR FRANCOIS PEKEUR	1 200	0,001%
MR GRAHAM ANTONY WITTSTOCK	1 200	0,001%
MR DEAN M PERCIVAL	1 200	0,001%
MR MALCOLM THOMAS RUTHERFORD	1 200	0,001%
FRED FINANCIAL ENTERPRISES CC	1 200	0,001%

Full Name	Shareholder Balance (number of shares)	Shareholder Balance %
MR WESSEL MATTHYSEN	1 200	0,001%
MR PETER TYCHSEN	1 200	0,001%
MRS ROMI IRMGARD WALZ	1 200	0,001%
MR PATLA P SEKGALA	1 200	0,001%
DR DEODAT KRITZINGER	1 200	0,001%
MRS SHIRLEY MARGARET HJORTH	1 200	0,001%
MRS ASODIAMAH GOVENDER	1 200	0,001%
MR MUSTAFA SULEMAN JHAVERI	1 200	0,001%
MR ROBERT VICTOR GOOCH	1 200	0,001%
MR COLIN FREDERICK SHER	1 200	0,001%
MEV HESTER ADRIANA TERBLANCHE	1 200	0,001%
MRS MARIAN JOY LANGLEY	1 200	0,001%
MRS ELIZABETH ANNA LE ROUX	1 200	0,001%
MR RIDHWAAN MOOSA	1 198	0,001%
ROY & KATHLEEN WARNER CHARITABLE TR	1 198	0,001%
MR LAURENSIUS DJANI	1 196	0,001%
THE CGR RUSHMERE TRUST	1 195	0,001%
MRS STELLA MASWANGANYI	1 195	0,001%
DR ANDREI ROZANOV	1 194	0,001%
PROF NORMAN WILLIAM PAMMENTER	1 187	0,001%
MR SALMAAN AKOON	1 187	0,001%
MR KLASIE LATEGAN	1 187	0,001%
KUJO CONSULTING	1 185	0,001%
MR DEAN KEVIN YOUNG	1 184	0,001%
MR KEES SYBREN BYLSMA	1 180	0,001%
MR AARON MAZIBUKO	1 180	0,001%
MS DORAH BELINDA KGATLA	1 180	0,001%
MR KERSTEN VENTER	1 180	0,001%
MR MARTIN BOTHA	1 178	0,001%
MR SIMON STEVEN	1 178	0,001%
MRS NAJJIYYA MOOLLA	1 176	0,001%
JAMES SCOTT WYLIE TRUST	1 174	0,001%
MR COHEN APPANAH	1 173	0,001%
MR JASON VILJOEN	1 171	0,001%
MR SHANE WHEELER	1 171	0,001%
MR KEVIN JAMES CLELLAND	1 170	0,001%
MR ABDUL KADIER ABDULRAHMAN	1 169	0,001%
DR MARTIN MABOKO	1 168	0,001%
MR MITESH CHOTU	1 168	0,001%
DR ALISTAIR CAROLISSEN	1 168	0,001%
MRS JANE MASINGA	1 167	0,001%
MR VUYO SOCI	1 167	0,001%
ALISON HOBDAV FAMILY TRUST	1 166	0,001%
MR HEIN DREYER	1 164	0,001%
MR GRANT MILTON	1 163	0,001%
MR JAYANT BAHGOO	1 163	0,001%
MR JURGENS WICKS	1 163	0,001%
CURATOR ELLIS ARCHIE	1 162	0,001%
MR SAMKELO SIKHONDE	1 162	0,001%
MISS MARGARET IRENE GIBSON	1 162	0,001%

Full Name	Shareholder Balance (number of shares)	Shareholder Balance %
MR AKHIL SUKDEO	1 161	0,001%
MISS MATLHATSI NTLHORO	1 161	0,001%
MRS CHARLOTTE KELEPILE MOKOENA	1 160	0,001%
ESTATE LATE JOAN BANNISTER +	1 157	0,001%
SUSPENDED STOCK ACCOUNT NEDBANK -	1 155	0,001%
MR ANDREAS LENDOWSKY	1 152	0,001%
MISS MUKHETHWA MUDAU	1 152	0,001%
EQUATORINVEST PTY LTD	1 151	0,001%
MISS TARYN TAMARA JAMES	1 150	0,001%
MR BONGINKOSI HILTON	1 150	0,001%
MOMENTUM-VOORHOUT PFV-PP025789158	1 150	0,001%
MR DONOVAN S JARDIM	1 150	0,001%
MERCANTILE CUSTODIAL NOMINEES	1 149	0,001%
MR WESEEL JOHANNES GROENEWALD	1 147	0,001%
MISS SIBONGILE TIMILE	1 147	0,001%
MR ANDRE-HUGO VENTER	1 147	0,001%
MMI >RA: VAN DER WALT KN	1 144	0,001%
MR KATLEHO MOSHOESHOE	1 140	0,001%
MR JEAN-PIERRE FREDERICK LE GRANGE	1 139	0,001%
MR TSHEPO MODISENYANE	1 139	0,001%
MR KABEER OLASUNKANMI KOLAWOLE	1 138	0,001%
MISS MALINI GYANICHAND	1 137	0,001%
MR RUBEN RAATH	1 136	0,001%
MISS SARAH ELIZABETH ROBINSON	1 135	0,001%
MR RUDOLF TRUTER	1 131	0,001%
MR COLIN DAVID HUTTON	1 128	0,001%
MR EBEN STEENBERG	1 128	0,001%
MRS NTANDOYENKOSI DHLIWAYO	1 128	0,001%
MR MICHAEL AMERY	1 128	0,001%
ISITHUPHA HOLDINGS (PTY) LTD	1 128	0,001%
MISS RABELANI MASHAPHA	1 128	0,001%
MR IAN WALKER	1 127	0,001%
MR ABDUL RAHMAAN ISMAIL	1 126	0,001%
MR KABIER PALEKER	1 125	0,001%
MR THABO ENOCK TSHABALALA	1 124	0,001%
MR WILLIAM MATJILA	1 124	0,001%
PROSPERITE INVESTMENTS (PTY) LTD	1 123	0,001%
MS FOWZIA MIA	1 122	0,001%
MR ALAN EYLES TAYLOR	1 120	0,001%
MRS MARIANA POZYN	1 120	0,001%
PATRICK JOHN SHERRY ESQ	1 118	0,001%
MRS DENISE JOY KING	1 116	0,001%
MISS NOSIPHO DLAMINI	1 115	0,001%
MR FRANCOIS BUYS	1 115	0,001%
MR RONALD THAMSANOQA GALANE	1 115	0,001%
MR TOM MOKGOSI	1 113	0,001%
MISS LIVHUWANI MUREGU	1 111	0,001%
MR ASHFAQ DAWOOD	1 111	0,001%
MR MOGANASUNTHERAN NAIDOO	1 109	0,001%
MR MAHLATSE PHOSA	1 108	0,001%

Full Name	Shareholder Balance (number of shares)	Shareholder Balance %
MR VICTOR GOTTLIEB	1 108	0,001%
MR KURT REINBACH	1 108	0,001%
MR OSAHON EREBOR	1 108	0,001%
MR WILHELM JOHANN VAN DEN BERGH	1 107	0,001%
MR MOSOLA NELSOM TLADI	1 107	0,001%
MR YASSER DITTA	1 104	0,001%
MRS HAWA MAHOMED	1 104	0,001%
MS NOOREEN NOORMOHAMED	1 102	0,001%
MISS SHAISTA GAYARAM	1 102	0,001%
MR KAVESHAN KARUNAKARAM	1 101	0,001%
MR JOHANNES P RAATH	1 101	0,001%
MR EVANGELOS FLORIAS	1 100	0,001%
DEREK OLIVER POTGIETER	1 100	0,001%
DR ADEBAYO OJEWOLE	1 100	0,001%
MRS ZELDA THERESA TROPPER	1 100	0,001%
THE DE CARLE FAMILY TRUST	1 100	0,001%
MEV ZANRI STRYDOM	1 100	0,001%
MR RENDON LEX OSBORNE	1 100	0,001%
APOSTLE INVESTMENT CLUB	1 100	0,001%
MR PAUL JOHANNES SMIT	1 100	0,001%
MR RUDOLPH H GROENEWALD	1 100	0,001%
MR TYRONE J ANDREY	1 100	0,001%
ADV PIETER CHARLES VAN DER BYL	1 100	0,001%
MR SHUAIB A PATEL	1 100	0,001%
MR BRADLEY ERICH RUITER	1 100	0,001%
MR DANIE VAN ASWEGEN	1 100	0,001%
MNR JOSEPH M DOUBELL	1 099	0,001%
MR PIERRE PIENAAR	1 098	0,001%
MR JULIAN DEVANAND SUNKER	1 098	0,001%
MR VIJANDRAN CHETTY	1 098	0,001%
MRS KOMALA MOHABIR	1 096	0,001%
MR RAJNIKANT SHUKLA	1 095	0,001%
MR MOHAMED RIAZ AKOOB	1 094	0,001%
MR MAGELELA NTSOANE	1 094	0,001%
MRS CLAIRE SMITH	1 094	0,001%
MRS SARAH SHUTTLEWORTH	1 092	0,001%
MR IAN BUTCHER	1 090	0,001%
MR JERRY MALULEKA	1 087	0,001%
MISS ZUKISWA NCANYWA	1 086	0,001%
MR BRANDON JONES	1 084	0,001%
DR RENESH LAKHAN	1 084	0,001%
MRS PERPETUA T SHANGO	1 083	0,001%
PIETRIEN BOERDERY (PTY) LTD	1 083	0,001%
MR RONALD DU PLOOY	1 081	0,001%
MR SIPHELELE QINISELA INNOCENT	1 080	0,001%
MR RIYADH HASSIM	1 080	0,001%
MRS SANDRA DENISE DUNCAN	1 078	0,001%
MR PHILIP VAN ZYL	1 077	0,001%
MRS SALLY GORDON	1 076	0,001%
MR GEORGE ERNEST DEVLIN	1 075	0,001%

Full Name	Shareholder Balance (number of shares)	Shareholder Balance %
MRS KATHLEEN MARY LUKE	1 075	0,001%
MR KEVIN STELZER	1 075	0,001%
MR THIFHELIBILU MUTHIGE	1 075	0,001%
MR ANTHONY EDWIN MOSEKI	1 073	0,001%
MR SABELO MSIMANGA	1 071	0,001%
MR ROBERT H HOBSON	1 071	0,001%
MR JACOB CORNELIUS VAN DER MERWE	1 070	0,001%
MR MPFARISENI LAWRENCE RATOMBO	1 070	0,001%
MEV ANNA CATHARINA ELIZABETH DE WIT	1 069	0,001%
MRS SUSANNA WOLLER	1 068	0,001%
MR LOUIS FRANCOIS SLABBERT	1 067	0,001%
MS HESTER GRACE GLANVILE	1 063	0,001%
MISS NTEBOGISANG MOTAUNG	1 063	0,001%
MR JOHN AKAL	1 062	0,001%
MRS MARNE MEYER	1 061	0,001%
MR PETRUS CARSTENS	1 060	0,001%
MR ISHWERLAL LALLA	1 060	0,001%
MR RICHARD A HEDDERWICK	1 059	0,001%
MR DWANE HAYES	1 056	0,001%
MISS FAITH SIMELANE	1 053	0,001%
MR LEON SWART	1 053	0,001%
MR JUSTIN COOPER	1 052	0,001%
PREZIDENTIEL	1 051	0,001%
MR JOHN COOMBES	1 050	0,001%
GNT TRUST	1 050	0,001%
MR JOSHUA PRAVDA THESSAL	1 050	0,001%
MR DEVENDAREN GOVENDER	1 050	0,001%
MR DAVID TAGGART BLAIN	1 050	0,001%
H C PIENAAR	1 050	0,001%
MR ARISTOTELIS G MANDIS	1 050	0,001%
MR DEREK LINDE	1 050	0,001%
ETCHELLS FAMILY TRUST	1 050	0,001%
PETER WILLIAM GARROD ESQ	1 049	0,001%
MISS MINENHLE ZULU	1 049	0,001%
DR SJAMONY VAN ZYL	1 048	0,001%
MR DEVANATHAN GOUNDEN(HOME)	1 047	0,001%
MR MTHOKOZISI JECONIA MTHEMBU	1 046	0,001%
ESTATE LATE HEINZ LENNERT +	1 043	0,001%
POLELA TRUST	1 042	0,001%
MR MOGAMMAD LUQMAAN SAMSODIEN	1 042	0,001%
MR CHRISTIAAN BASSON	1 041	0,001%
MR BRANDON SOEKOE	1 038	0,001%
MISS LEILAH SABOOR	1 038	0,001%
MR RENDANI RAMARU	1 036	0,001%
MR MATTHEW DE LANGE	1 036	0,001%
KAPLAN FAMILY TRUST	1 034	0,001%
MR MATTHEW GRIEVESON	1 034	0,001%
YOUNOOS ABDUL HAY HAFJEJEE HLDS TRU	1 032	0,001%
MRS ZULEKHA LAHER	1 032	0,001%
MR PETER JOHN LINDSAY	1 032	0,001%

Full Name	Shareholder Balance (number of shares)	Shareholder Balance %
MR & MRS HARRY AND DEBORAH DORIS	1 031	0,001%
MR ROSCO MARKS	1 031	0,001%
MR SANDISO TONJENI	1 031	0,001%
MR TASWYNNE MAART	1 030	0,001%
MRS ROSHNEE NAGINDASS	1 030	0,001%
MR JOSEPH OLIVER SLOTOW	1 030	0,001%
MR DANIEL MADIBANA	1 030	0,001%
MRS BARBARA LAVINA BLUNDELL	1 023	0,001%
MR PETER ALMEIDA	1 023	0,001%
DR LEVASHNI GOVENDER	1 023	0,001%
MR NDABENHLE NGCOBO	1 023	0,001%
MR KANYISO LIMBA	1 023	0,001%
MR JARRYD WADE KENNEDY	1 021	0,001%
MR NICOLAAS JACOBUS SOMERS	1 020	0,001%
MR TARIQ AHMED	1 019	0,001%
MR STEPHEN ANDREW FEIST	1 019	0,001%
THE BRIAN SEGAL TRUST	1 018	0,001%
MR MICKEY WITTHUHN	1 017	0,001%
MS BUSI GAZU	1 017	0,001%
LYNDELLE TRUST	1 016	0,001%
MR MUHAMMED LAMBAT	1 016	0,001%
ML NEEDHAM TRUST	1 015	0,001%
MR DANIEL BRINZA	1 015	0,001%
MR JAMES LOUIS MARTIN	1 014	0,001%
DR HAROON SALOOJEE	1 014	0,001%
MR RICHARD LOOS	1 014	0,001%
MR DONALD BANFIELD GEDYE	1 014	0,001%
MR MPHO DIBATE CHRISTIAN LEFAKANE	1 014	0,001%
MR KUBEN KISTAN	1 013	0,001%
MR HENRI PRILLEVITZ	1 013	0,001%
MR PIETER HUGO	1 011	0,001%
MR LEONARD JOSEPH BILCHITZ	1 010	0,001%
MISS ZANDISA SINAZO TYALA	1 010	0,001%
MR MOGISEN IYER	1 010	0,001%
DR THELMAH MNISI	1 010	0,001%
DR JAN VISAGIE	1 010	0,001%
MRS LINDA ANNE MORTON	1 009	0,001%
BARNFRI NOMINEES (PTY) LTD	1 008	0,001%
MR SEAN VOSLOO	1 006	0,001%
MISS NOKUTHULA THUSI	1 006	0,001%
MR MOHAMMED ESSA	1 005	0,001%
MS CHARMAINE ZWANE	1 005	0,001%
MR PETRUS MOTOTO	1 004	0,001%
MR IWAN GERMISHUYS	1 004	0,001%
MR MANDLAKAYISE MAZIBUKO	1 003	0,001%
MR CORNELIUS GERHARDUS JOUBERT	1 002	0,001%
MISS RAEESAH SABER	1 002	0,001%
MR VAHIN GHAZI	1 002	0,001%
MR NICHOLAS WADE BARNARD	1 001	0,001%
MR NTSAKO SALTHIEL GESTER MAVANYISI	1 001	0,001%

Full Name	Shareholder Balance (number of shares)	Shareholder Balance %
MRS DENISE EVOL SCHONEGEVEL	1 000	0,001%
MISS CAROL LEIGH SCHONEGEVEL	1 000	0,001%
R M M C INVESTMENTS CC	1 000	0,001%
GEMINI ADVISORY SERVICES LIMITED	1 000	0,001%
MRS JENNIFER LYNNE JOHNSON	1 000	0,001%
MR CLIVE ROGER DOWNARD	1 000	0,001%
MR GARY GEORGE SMITH	1 000	0,001%
THE WITS GOLD WOMEN'S TRUST	1 000	0,001%
3409109 SPP ILRAP FOR L WESSELS	1 000	0,001%
MR ANTHONY MICHAEL MAROT	1 000	0,001%
MRS ANNA MAGRIETHA SWANPOEL	1 000	0,001%
MR YAGABARUM MUNIEN	1 000	0,001%
MR DANIEL LOUIS VERMAAS HANGER	1 000	0,001%
MNR ZACHARIAS MARTHINUS LOOTS	1 000	0,001%
MNR GERHARD OLIVIER	1 000	0,001%
MR PRASHIL KAMLESH NAROTAM	1 000	0,001%
DR IMRAAN GOOLAM HOUSEN	1 000	0,001%
THE SUNRISE EDUCATIONAL FOUNDATION	1 000	0,001%
MISS ELIZABETH ILLINGWORTH SPANN	1 000	0,001%
JEAVOR TRUST	1 000	0,001%
MR RAJENDRAKUMAR PEMJEE	1 000	0,001%
MR SELWYN URIA	1 000	0,001%
MR DEEPAKLAL AMRATLAL DAYAL	1 000	0,001%
MR QAASIM MEHTAR	1 000	0,001%
MRS BERNA PHYLLIS ALLEN	1 000	0,001%
SA MEDICAL ASSOCIATION-GAUTENG BRAN	1 000	0,001%
MR ANTONIO JOSE CAMARA	1 000	0,001%
MRS KIM KATHLENE E SILVA	1 000	0,001%
MRS MUVHANGO RACHEL RAMOVHA	1 000	0,001%
DR MARIAN KOCZNUR	1 000	0,001%
MR OBAKENG JOSEPH SETSHOGWE	1 000	0,001%
MRS TARAMATI KESHAV	1 000	0,001%
MR ROGER ERNEST GRANT WILLIAMS	1 000	0,001%
LIEFDE EN VREDE MEN'S CLUB	1 000	0,001%
MISS ANGELIQUE MARIA FLORIAS	1 000	0,001%
MR JOHN LOUIS RAUBENHEIMER	1 000	0,001%
MR NICHOLAS JOHN SANDERS	1 000	0,001%
MR IMRAN M OMAR	1 000	0,001%
DR TASHEN GOUNDEN	1 000	0,001%
MR EDWIN R BOHMER	1 000	0,001%
MR DAVID ZETNER	1 000	0,001%
THE SUTHERLAND FAMILY TRUST	1 000	0,001%
MR DESMOND DOUGLAS STIEGER	1 000	0,001%
MRS JUDITH ANNE OLIVIER	1 000	0,001%
MR RALL SELZER	1 000	0,001%
MR JOHN ROBERT WOODNUTT(PLEDGED)	1 000	0,001%
MRS AMRITHA SUNICHUR	1 000	0,001%
MR FREDERIK JACOBUS ALWYN KRUGER	1 000	0,001%
MR MOHAMMED S GANI	1 000	0,001%
MRS JEAN EILEEN ELIZABETH LOUW	1 000	0,001%

Full Name	Shareholder Balance (number of shares)	Shareholder Balance %
MRS RACHEL PERL	1 000	0,001%
MR ERNEST PHILIPPUS BARNARD	1 000	0,001%
EST LATE DE VILLIERS JOHN LINDSAY	1 000	0,001%
MR MERVYN JOHN HENWOOD	1 000	0,001%
THE ALAFONTANA TRUST	1 000	0,001%
MR STEPHEN W WELSH	1 000	0,001%
MRS MERLE VAN KONIJNENBURG	1 000	0,001%
PRICE GAMBLE TRUST	1 000	0,001%
MR BARRY EVERITT	1 000	0,001%
MEV FREDRIKA MARIETTE FOURIE	1 000	0,001%
FULUFHUWANI (PTY) LTD	1 000	0,001%
MNR MATTHYS C ELLIS	1 000	0,001%
MR MOHAMMED A MIA	1 000	0,001%
MR SHALIN SANKAR	1 000	0,001%
MR MKHACANI E NGHONYAMA	1 000	0,001%
MR EDWIN ZVAVASHE	1 000	0,001%
MR SHAUN NAIDOO	1 000	0,001%
MISS MARISA GROENEWALD	1 000	0,001%
MRS YVONNE MARGARET BARNES	1 000	0,001%
DR WILLEM ABRAHAM ERASMUS	1 000	0,001%
MR NTETHELELO BLESSING MBHELE	1 000	0,001%
MR THURSTAN MOODLEY	1 000	0,001%
MR FRANCIS MXOSHWA SEKWANE	1 000	0,001%
MR PIETER DE VILLIERS ERASMUS	1 000	0,001%
MR PHILIP KEITH GELDART	1 000	0,001%
MR MICHAEL MURRAY GELDART	1 000	0,001%
MR JOSHUA MYER	1 000	0,001%
MR MOHAMMED MAKDA	1 000	0,001%
MNR JAN FREDERIK DE JAGER	1 000	0,001%
MR PAUL ANGUS JAMES BOWDEN	1 000	0,001%
MRS HERSHADA KOOVERJEE	1 000	0,001%
MR MARIUS MITCHELL ARENDSE	1 000	0,001%
MR PHILIP NEIL WESTON	1 000	0,001%
MR YETISH RAMANLAL GOVIND	1 000	0,001%
MEV LOUELLO HUMAN	1 000	0,001%
MR CANAN MARIC OSBORN(ALEXANDER)	1 000	0,001%
MR CAVAN MARIC OSBORNE(CATHRYN)	1 000	0,001%
MR RAJ SINGH	1 000	0,001%
MR NIGEL JOHN PHILLIPS	1 000	0,001%
MRS VANITHA NAIDOO	1 000	0,001%
MR GRAHAM MURDOCH ANDERSON	1 000	0,001%
MR DAVID WELSH	1 000	0,001%
MR TEBOHO ABRAM MAAKE	1 000	0,001%
MR WILLEM DU PLOOY	1 000	0,001%
DR KHALID DHANSAY	1 000	0,001%
EST LATE VALLABH DAYA	1 000	0,001%
MR DAVID RICHARD JAMES	1 000	0,001%
MR HENRY SONI	1 000	0,001%
MR DIMITRIOS ZAGARETOS	1 000	0,001%
PROF PIETER CORNELIUS POTGIETER	1 000	0,001%

Full Name	Shareholder Balance (number of shares)	Shareholder Balance %
MR SHOAIB BHIGJEE	1 000	0,001%
MS DEBORAH OUTRAM	1 000	0,001%
MR GARY ANDERSON	1 000	0,001%
EST LATE JONKER GERT JOHNNES	1 000	0,001%
MR DERICK GRIESSEL	1 000	0,001%
MR ESENTHEN COVENDEN	1 000	0,001%
MR SULEMAN A VAHED	1 000	0,001%
MR REENESH MAHARAJ	1 000	0,001%
MISS FAEeza JADA	1 000	0,001%
MISS NASIMAH JADA	1 000	0,001%
MR WERNER VOS	1 000	0,001%
MR ANTON LOUW	1 000	0,001%
EST LATE BERNERS D:O:D: 17/08/2020	1 000	0,001%
MR KAMAL GOVIND	1 000	0,001%
MR PATLA P SEKGALA	1 000	0,001%
MR ASHOK RAVURI	1 000	0,001%
MR GARTH ANTHONY HALL	1 000	0,001%
MR MOHAMED HANIF AHMED	1 000	0,001%
MR NEIL ALLAN WESTERHOF	1 000	0,001%
MS LISA SHANG	1 000	0,001%
MR GIOVANNI FRIGUGLIETTI	1 000	0,001%
MR JOHN O'NEILL MCGINTY	1 000	0,001%
OPPORTUNE INVESTMENTS (PTY) LTD	1 000	0,001%
MR VIRESH GANPATH	1 000	0,001%
MS SHABNAM MOOTALA	1 000	0,001%
MR RAYMOND LAMPRECHT	1 000	0,001%
MRS NORMA MAXILLYN ARLETT	1 000	0,001%
MR GYANASIVAN GOVINDSAMY REDHI	1 000	0,001%
MR LEONARDO FRIGUGLIETTI	1 000	0,001%
MRS BABITHA ARJOON RAMCHANDER	1 000	0,001%
MR SUGANDREN THANGAVALOO NAICKER	1 000	0,001%
MR NICOLAAS MARTHINUS PRINSLOO	1 000	0,001%
MR TIMOTHEUS SERVAAS SMIT	1 000	0,001%
MR IAN STEWART BRAID	1 000	0,001%
MR HERMANUS J HUISAMEN	1 000	0,001%
MR TREVOR PEPPER	1 000	0,001%
MR NICHOLAS COMBRINCK	1 000	0,001%
MR WILLEM MEIJER MARAIS	1 000	0,001%
MR KRISHNEN NARAINSAMY REDDY	1 000	0,001%
MR HUGH B S NGCOBO	1 000	0,001%
MS THERESA MARE LOTTER	1 000	0,001%
MR TIM LAI	1 000	0,001%
MR PERCIVAL G KESHWAR	1 000	0,001%
MR SEAN BRADLEY TALBOT	1 000	0,001%
MR JASON J M BROWNE	1 000	0,001%
MR NICO VAN STRATEN	1 000	0,001%
MR BILAL VAHED	1 000	0,001%
MR JACOBUS ALBERTUS SMAL	1 000	0,001%
MR GEORG PHILIP LOCHNER	1 000	0,001%
MRS DEVASHNEE SEWPERSAD	1 000	0,001%

Full Name	Shareholder Balance (number of shares)	Shareholder Balance %
MR JEAN JOHAN NEL	1 000	0,001%
MR OSMAN D AMLA	1 000	0,001%
MR ROOIROOI RODGERS CHAUKE	1 000	0,001%
MR MOHAMED-ZAIN GANI	1 000	0,001%
MR RIGARDT STAHMER	1 000	0,001%
MR RODNEY DENNIS JOHN	1 000	0,001%
MS CHARNE DE LANGE	1 000	0,001%
MR MUHAMMAD R OSMAN	1 000	0,001%
MR RICHARD DONATO RUDLING	1 000	0,001%
MR NIGEL G SCHULLER	1 000	0,001%
MR COLIN G RESNIK	1 000	0,001%
MR JOHANNES PETRUS VAN VUUREN	1 000	0,001%
EST LATE ARTHUR SMITH	1 000	0,001%
MR ALIE MONDE NCIWENI	1 000	0,001%
MRS DEVIKA RAMKUBER	1 000	0,001%
MISS BRANDSMA	1 000	0,001%
MR BOTHA	1 000	0,001%
MNR SOLOMON A FRANZMAN	1 000	0,001%
MR BINEDELL	1 000	0,001%
MR RAFFI ABOOBACAR ABDOOLA	1 000	0,001%
MRS MOOSA	1 000	0,001%
MR RIDHWAAN MOOSA	1 000	0,001%
MR BOYENS	1 000	0,001%
DR MARISKA C STANDER	1 000	0,001%
MRS LESLEY HEADS	1 000	0,001%
MISS SHAFEEQAH JABAAR	1 000	0,001%
DR VIRESH DULLABH	1 000	0,001%
MR AGJEE	1 000	0,001%
MR GAFOOR	1 000	0,001%
MRS GRACE WELSH	1 000	0,001%
DR SAAHIER PARKER	1 000	0,001%
MRS SUSANNA MARIA CASTLE	1 000	0,001%
MR PARUK	1 000	0,001%
MR SAIF AMOD	1 000	0,001%
MR MPILONHLE VILAKAZI	1 000	0,001%
DR AKBAR ABOOBAKER	1 000	0,001%
MS SHAFEEQAH JABAAR	1 000	0,001%
MISS PRAVITHA RAMSAGER	1 000	0,001%
MR PATEL	1 000	0,001%
MR LUDWIG OLIVIER	1 000	0,001%
MR RAJESHKUMAR BEDASI	1 000	0,001%
MR WILLEM JOHANNES COETZEE	1 000	0,001%
MR DEOBHARUTH SINGH	1 000	0,001%
MR LEYTON ROBERT SQUIRE	1 000	0,001%
MR JULIAN MARC THORPE	1 000	0,001%
DR PHILIP MICHAEL HAYES	1 000	0,001%
MISS MIHLALI DUKADA	1 000	0,001%
MS GCINA DLULANE	1 000	0,001%
MR NICOLAAS JOHANNES MULDER	1 000	0,001%
MR VERNON RALPH DAVID O'CONNELL	1 000	0,001%

Full Name	Shareholder Balance (number of shares)	Shareholder Balance %
MEJ ANNEMARIE FICK	1 000	0,001%
MISS NONHLANHLA IGNATIA MBATHA	1 000	0,001%
MR LESLEY PYOOS	1 000	0,001%
MR MOHAMED ZAIRE IYOOB	1 000	0,001%
THE GREEN FAMILY TRUST	1 000	0,001%
MS CLAIRE L HOWE	1 000	0,001%
MRS DAPHNE LILLY HOWARD	1 000	0,001%
MR SIKHUMBUZO MAISELA	1 000	0,001%
MR DERRICK JOHAN VAN HEERDEN	1 000	0,001%
MR LUKAS FOURIE	1 000	0,001%
MISS ANISA SALEJEE	1 000	0,001%
TYP INVESTMENTS (PTY) LTD	1 000	0,001%
MR PHILIPUS PETRUS LANDMAN	1 000	0,001%
MR THARELELO NKOMO LEVY MOKGOKONG	1 000	0,001%
MR SHABIR KHAN	1 000	0,001%
MNR MARTIN DE BEER	1 000	0,001%
MRS JOHANNA CHRISTINA KUHN	1 000	0,001%
MRS ZULEIKA JEEWA	1 000	0,001%
MRS ELIZABETH JACOBA SNYDER	1 000	0,001%
MRS DEBBIE JOANNE CARTER	1 000	0,001%
MR JAYANTH HARDUDH	1 000	0,001%
MR CHRISJAN VAN VUUREN	1 000	0,001%
MS NDIMUHULU DOWELANI	1 000	0,001%
MR DANIEL BRINZA	1 000	0,001%
MR SHELDON PURDY	1 000	0,001%
91 IP - MR JR DYER	1 000	0,001%
HEINZ BETZ FAMILY TRUST	1 000	0,001%
MRS JAGATHUMBA GOVENDER	1 000	0,001%
MRS MARY BAKER	1 000	0,001%
MR. MARC CASAIS	1 000	0,001%
MR GRAEME JOHN WINTERBACH	1 000	0,001%
MRS BARBARA-LEE WINTERBACH	1 000	0,001%
MR GODFRIED KROES	1 000	0,001%
AMPHOLYTE INVESTMENT GROUP HOLDINGS	1 000	0,001%
ZEBOLEKE INVESTMENTS (PTY) LTD	1 000	0,001%
MR VYADISLAV NASSIMOV	1 000	0,001%
MR DANIEL DU PLESSIS	999	0,001%
DR NCEDO SANDISO MKONDWENI	999	0,001%
MRS MARIE ALIX FRANCOISE CAROLI NE	999	0,001%
MR SANELE MALATJI	999	0,001%
MR DEVANDRAN MOONSAMY MOODLEY	999	0,001%
THE ESTATE OF JOHANNES ANTONIUS	997	0,001%
MR KAMOHELO SERAME	997	0,001%
MR JONATHAN ELLIOTT	996	0,001%
MR IAN MUZITE	996	0,001%
MRS LIZZY KUKU MNISI	996	0,001%
MR KAGISO MOGAJANE	995	0,001%
MR DERRICK VAN EEDEN	995	0,001%
MR ROBERT WINTER RALFE	994	0,001%
MISS GAIL PINNINGTON	993	0,001%

Full Name	Shareholder Balance (number of shares)	Shareholder Balance %
MR HENRY JANSE VAN RENSBURG	991	0,001%
MS STACEY LOPES	991	0,001%
MRS ISOBEL JOAN PFAFF	990	0,001%
MR CIARAN WHITAKER	990	0,001%
MRS DEBORAH ELIZABETH MARSH	990	0,001%
MISS GABRIELA LUCIA CHEDZEY	989	0,001%
MR DOLAN ROBIN KEMP	989	0,001%
MRS USHADEVI MAHARAJ	986	0,001%
MR VERNON GOOSEN	986	0,001%
MRS GLENDA WAGNER	985	0,001%
MRS TERRILEE BUCKLEY	985	0,001%
LEONMED INVESTMENT-PERSONAL(MPS251)	985	0,001%
DR JAYANTILAL DAYA MISTRY	985	0,001%
SMOUT & POST PTY LTD	985	0,001%
MR CLINTON CHRISTOPHER FRONEMAN	985	0,001%
ALEXA NOEL MAGDALEN THOMPSON	985	0,001%
MRS VALERIE DENISE DE TRACY	985	0,001%
THE OSBURN FAMILY TRUST	985	0,001%
MRS GERALDINE MAGDALENE WILTON	985	0,001%
MR JOHN ROLAND DU PLESSIS	985	0,001%
MR DAVID ALEXANDER MOIR	985	0,001%
MR PHILIP JULES ROUX	985	0,001%
MRS LESLEY KAREN FERREIRA	985	0,001%
DAVIDA TRUST	985	0,001%
MRS SALIMA NOOR MAHOMED SONI	985	0,001%
MR WRIOTHESLEY NAICKER	984	0,001%
MRS KAREN KATHERINE VERHOEVEN	983	0,001%
MR JASON COSTA	983	0,001%
MR PETER MICHAEL	981	0,001%
MR BONOLO MOTSAMAI	978	0,001%
MR PERFECT MAGUBANE	978	0,001%
MR GAVIN MCNISH	974	0,001%
MR CRISPIAN ABRAHAMS	974	0,001%
MR TEBOGO ZIKHALI	974	0,001%
PM NIENABER FAMILY TRUST	972	0,001%
MR MOHAMMED DADABHAY	971	0,001%
MR RAMEEZ ROOKNOODEEN	971	0,001%
MR MARTIN P SHUNMUGAM	970	0,001%
MRS MICHELLE MINETTE JEAN-LOUIS	970	0,001%
MR BRIGHTON TAENGWA	970	0,001%
MR THEO PIETERSE	969	0,001%
MR JUSTIN VAN HEUSDEN	969	0,001%
KALINA INVESTMENTS PTY LTD	968	0,001%
MRS MARJORIE EVELYN PATERNOSTER	968	0,001%
MR GRAHAM PERCIVAL PAULSON	968	0,001%
THE ABALIP TRUST	968	0,001%
DR PETER SMITH	968	0,001%
MS GIANULA CATSAMAS	968	0,001%
MRS ROSEMARY ELEANOR BROWNE	967	0,001%
MR YUSUF MAKADA	967	0,001%

Full Name	Shareholder Balance (number of shares)	Shareholder Balance %
DR MAKITLI MAMABOLO	967	0,001%
MRS ALIDA VENTER	967	0,001%
MRS LIZA WEIDEMAN	966	0,001%
MR KRIEAL MAYKU	966	0,001%
MRS FAHMIDA ASMAL	966	0,001%
MRS HUMAIRA HASSAN	966	0,001%
DR WARREN VICTOR BOYD	965	0,001%
MISS CAITLIN HEATHCOTE	965	0,001%
MR DINEO MOSIME	964	0,001%
ZOHRA BAYAT	962	0,001%
MR LUCIEN D'AVICE	962	0,001%
MR ALVIN COETZEE	962	0,001%
YACOOB MAHOMED BAYAT	961	0,001%
MR MKATEKO L HOBYANI	960	0,001%
MR CLIVE MUKHARI	960	0,001%
MISS THABILE MKHIZE	959	0,001%
MR MUHAMMAD S MAKADA	959	0,001%
MR ANDREW SMART	957	0,001%
MISS MANGANE LINDILE MOIFO	957	0,001%
MRS AUDREY JOYCE PALMER	955	0,001%
MRS WENDY ANNE GOLDBLATT	955	0,001%
GOLDBLATT TRUST	955	0,001%
MR ROGER CLIVE PITT	955	0,001%
MRS SUSAN CREENAGH MAYNE	955	0,001%
MISS CLAIRE JEAN HOWSE	955	0,001%
DR HELENA VAN RYNEVELD VAN DER	955	0,001%
NEIL DICKMAN PTY LTD	955	0,001%
MR KHUTHADZO MAKHADO	954	0,001%
MR SUDHIR RAMNOT	953	0,001%
MR THEUNIS FOURIE	951	0,001%
MR MOHAMMED RIAZ ISMAIL	951	0,001%
MR NEIL ASHMEAD	951	0,001%
MR MOHSEEN ESSOP TOOTLA	950	0,001%
NORBUS CAPITAL (PTY) LTD	950	0,001%
MRS NIRVANA SEWMUNGAL	950	0,001%
MR ANDRE G JACQUESSON	950	0,001%
MR SAGAY NAICKER	950	0,001%
MRS VANESSA JACQUELINE VAN DER	950	0,001%
EST LATE MICHEL LAZARUS	949	0,001%
DR JEHRON PILLAY	949	0,001%
MR NATHANIEL TOL	949	0,001%
MR LUKE JOSEPH	947	0,001%
MR MADODA NDABA	947	0,001%
MISS JABULISIWE MNGUNI	945	0,001%
MR RASHAAD SEEDAT	944	0,001%
MR STANLEY HLOPHE	943	0,001%
MS NOTHANDO NDHLOVU	943	0,001%
MS PAOLA LORIO	943	0,001%
MR KRISHNA NAIDOO	941	0,001%
MR SEAN P LUMLEY	941	0,001%

Full Name	Shareholder Balance (number of shares)	Shareholder Balance %
DR PETER CARIDES	941	0,001%
MR MARK JONATHAN GOLDBERG	940	0,001%
MR DANIEL C VAN ROOYEN	940	0,001%
MNR JANDRE REYNECKE	940	0,001%
MRS MARCELLE BEARE	940	0,001%
MISS BRIDGET DOTTRIDGE	938	0,001%
MR DAVID JOHN DIAMOND	937	0,001%
THE IRA SANKEY LIND WILLS TRUST	936	0,001%
MR MUHAMMED SARIGAT	935	0,001%
MRS DIKSHA GOVENDER	933	0,001%
MRS DEEPA GOVENDER	932	0,001%
MR MATTHEW READ	931	0,001%
MR WOUTER BARNARD	931	0,001%
MRS SEHOLELA GRACE MAKOLA	930	0,001%
MR MACIEJ KWIECINSKI	930	0,001%
MR DONAVAN M HENDRICKS	930	0,001%
DR MUHAMMAD RANGRAJE	930	0,001%
MR ANDREW DE HAAST	930	0,001%
MR VIVENDRAN PILLAY	930	0,001%
MRS RISTINE PRETORIUS	929	0,001%
MNR GIDEON J J COLYN	929	0,001%
MR WAYNE KISSOON	928	0,001%
MR NOOR ADAM	926	0,001%
MR SIBUSISO MATSINI	926	0,001%
MISS SHRISTHI SEWPARSAD	926	0,001%
MR JEAN-PIERRE VAN ZYL	925	0,001%
MR GRANT MOWER	921	0,001%
MRS SUZANNE LEIGH SANDER	916	0,001%
MS PATSY VENODANI DAVID	916	0,001%
MR RAYENDRA PILLAY	915	0,001%
MR ERIC NDOU	914	0,001%
MR HENK NEL	914	0,001%
MR YAHYA RADEREE	913	0,001%
MRS ZURITA ELREDA LEONIE JANSEN	912	0,001%
MRS NALANIE GOVENDER	912	0,001%
MRS PAULA KIM EPSTEIN	912	0,001%
MR ERIC TOUYZ	910	0,001%
MR COLIN ERIC DIXON	910	0,001%
MR JAMES ROGER FORMBY	909	0,001%
MR BALE WONDERBOY MATAMELA	909	0,001%
MR HILLE VAN LIER	908	0,001%
MR EIKE KRAFFT	908	0,001%
MS LOMSO TALENI	908	0,001%
MR RANSOM MURANDA	907	0,001%
MR GERHARDUS BOUWER	907	0,001%
MR JOSIAS KARABO KUTUMELA	907	0,001%
MS ZERILDA FYSCH	905	0,001%
MR RAFFAEL BEIRES	905	0,001%
MR MODITI CHUENE	905	0,001%
MR CHARLES KOHLER	902	0,001%

Full Name	Shareholder Balance (number of shares)	Shareholder Balance %
MR ROBIN SOUTHAM WRIGHT E/LATE	900	0,001%
AHM FAMILY TRUST	900	0,001%
NICMAX TRUST	900	0,001%
THE SESSIONS FAMILY TRUST	900	0,001%
MR RISHENTRA NAIDOO	900	0,001%
MNR PIERRE HAUPTFLEISCH	900	0,001%
MR FULVIO PACE	900	0,001%
MR ERICH JOHANN POTGIETER	900	0,001%
MR XOLANI IAN MHLABA	900	0,001%
MNR RIAAN H STRYDOM	900	0,001%
MR ADRIAN D WORTHINGTON	900	0,001%
MR TEBOGO M MOKGONYANA	900	0,001%
MNR ABRAHAM BOUWER	900	0,001%
MR CHRISTOPHER AREKSAMY JACOB	900	0,001%
MR BAREND HENDRIK STEYN	900	0,001%
MR PIETER THEROND THERON	900	0,001%
YARDBROOKE INVESTMENTS (PTY) LTD	900	0,001%
MS NOKUGCINA NKAU	900	0,001%
MS ABIGAIL KUDAKWASHE TAKAWIRA	900	0,001%
DR SAMKELISIWE MTHETHWA	898	0,001%
DR DERICK VAN STADEN	898	0,001%
MISS LINDIWE DUBE	897	0,001%
MR CORNE BOTHA	897	0,001%
MR. FATIMA SURTEE	896	0,001%
MR LUQMAAN MULLA	895	0,001%
MRS RETHA WARREN	895	0,001%
MRS KAYAKAZI TALENI	895	0,001%
MRS FRANCES JANET WALKER	895	0,001%
MR SIBONISO DLUNGWANE	892	0,001%
MR ANDREW BENTLEY	891	0,001%
MR JUSTIN ANTHONY GEYVE	890	0,001%
MR NEIL MERLIN LAMBERT	890	0,001%
MR COLLEN KHANYILE	889	0,001%
MR RAMI AVIVI	888	0,001%
BRAIT NOMINEES (PTY) LTD	886	0,001%
MR KEVIN BANKS	886	0,001%
MR HILTON - ZVI AGINSKY	886	0,001%
DR MARK DORON AGINSKY	886	0,001%
SASFIN SECURITIES (PTY) LIMITED	884	0,001%
MISS HENDA-MARIE MARAIS	884	0,001%
MR MICHAEL VAN EYK	883	0,001%
DR KELETSO ADRINAH MACHABA	883	0,001%
MISS NASREEN A MOOSA	883	0,001%
MRS VIOLET MOOKHO MATHABA	882	0,001%
MR MOGAMAT IEDRUS JACOBS	881	0,001%
MR WILLEM BOTHA	878	0,001%
MR MAPHEE O MORITI	878	0,001%
MR SUDHIR SURUJHLAL	878	0,001%
MR MAHENDRAN THUMBRA	876	0,001%
MR JOSHUA AMOILS	876	0,001%

Full Name	Shareholder Balance (number of shares)	Shareholder Balance %
MR YANDISA NDABA	874	0,001%
MR MEYER KATZ	873	0,001%
DR WALDT HAMER	871	0,001%
MR JAMES BURNETT	871	0,001%
MS THABI MOHULATSI	871	0,001%
MR VUTIVI PATAKA	870	0,001%
MR ROBERTO PONTE	870	0,001%
MR ABRAHAM J DORFLING	869	0,001%
MRS SHIVANI RAMNARAIN	869	0,001%
MR FRANS MAKHUKHU MAKGOBA	869	0,001%
MRS FRANCES CAROLINE HEIMANN	867	0,001%
MR EVARISTO MUBAYA (NON RES)	867	0,001%
MR KESIGAN MOODLEY	867	0,001%
MR GLEN PHILIP HENECK	865	0,001%
MR JUAN DANNHAUSER	865	0,001%
MR SELVUM VADIVELLU	865	0,001%
MR FHUMULANI RABONDA	865	0,001%
MR CARLOS MANUEL NHANTUMBO	863	0,001%
MR EBRAHIM TAR	863	0,001%
MISS GUGULETHU ZULU	861	0,001%
MRS ELLEN SOPHIE VAN HOOGSTRATEN	860	0,001%
MRS ANN PATRICIA MACDONALD	860	0,001%
MR NKADI SOLLY MAMPANA	860	0,001%
JOHANNES FRANCOIS BURGER	859	0,001%
MRS CATHERINE ANN GRANT	859	0,001%
MR KARL ERNSTZEN	858	0,001%
MISS ANNETTE GREYLING	858	0,001%
MR BONGANI KHUZWAYO	857	0,001%
MS NONHLANHLA NDLOVU	857	0,001%
MISS NTENDENI MASHAMBA	856	0,001%
DR BHARUTH SEETHARAM	855	0,001%
PROF SORTEMODE(PTY) LTD (PTY) LTD	854	0,001%
MR PRADESIN GOVENDER	854	0,001%
MR ANDILE MADUNA	853	0,001%
MR JAMES ALEXANDER	852	0,001%
MR PHILLIP LEMEKOANA	851	0,001%
MRS BELINDA JANE HARPUR	850	0,001%
NVNMTRADING	850	0,001%
MR SANDILE MNCUBE	850	0,001%
COL DEVENDRAN MUNSAMY PILLAY	849	0,001%
MR CORNELIS VERHOEF	849	0,001%
MISS VUTIVI BALOYI	848	0,001%
MR RICHARD CECIL DENIS COMPTON	847	0,001%
MR LUKE PIERRE DARRELL PETIT	847	0,001%
MRS SUSAN ANN FIELD	845	0,001%
MRS VUNYELWA NYABA	843	0,001%
MS LAHLANG PHASHA	841	0,001%
MR YUSUF MAHOMED PARUK	840	0,001%
MS JULIET E JOSEPH	839	0,001%
MR DAYLAN DANIEL STAUDE	838	0,001%

Full Name	Shareholder Balance (number of shares)	Shareholder Balance %
MISS MPHONG NTOKOTO	838	0,001%
MR JOHAN OPPERMAN	837	0,001%
MR SIPHO DOWAYNE MDHLALOSE	837	0,001%
MRS JANELDA BROOKS	836	0,001%
MR STOFOLO ABRAM MOKUBUNG	836	0,001%
MR WERNER VAN DER MERWE	836	0,001%
MMI >RIO: WOOD AJ	835	0,001%
MR JOAO DE SOUSA	834	0,001%
MR KYLE DREW	833	0,001%
MR DAVID JOHN LOVE	832	0,001%
ESTATE LATE ADELE PIENAAR +	832	0,001%
MRS BEILA SHIVA SLASKY	832	0,001%
MR DUNCAN ROBERT POTTS	832	0,001%
MR IRIKIDZAI MUCHANETA	831	0,001%
MR WALTER MGIDI	831	0,001%
MR THEO CORNELIUS VAN SCHALKWYK	831	0,001%
ROBMARPET (PTY) LTD	830	0,001%
MR MSIZI PATRICK NDABA	830	0,001%
MR PERCIVAL MADLALA	829	0,001%
MR JARRYD VAN EEDEN	829	0,001%
MRS KAREN GOKOOL	829	0,001%
MR JAMEEL OMAR	829	0,001%
MR CHRIS GOOSEN	829	0,001%
MISS AMY MANSER	828	0,001%
MR JACQUES CLAASSENS	828	0,001%
MR WERNER SCHIMMELPFENNIG	828	0,001%
MS THANDIWE NKOSI	826	0,001%
THE ANDREW SMYTHE FAMILY TRUST	825	0,001%
MR THABANG SOMO	825	0,001%
MR JITENDRA PATEL	824	0,001%
MR MOEGAMAT Z DAVIDS	823	0,001%
MRS GWENFRON BARRY	822	0,001%
MISS LUNGISILE MBELE	822	0,001%
MR RAJEEV SINGH	822	0,001%
MR JOACHIM DU PLESSIS	821	0,001%
MRS VIRGO ELIZABETH DAWS	820	0,001%
MR EUGENE STEYN	820	0,001%
MR GERRARDO N CHITRAY	820	0,001%
MR EBRAHIM PARKER	820	0,001%
MR FIELIES SA EQUITY GERRIT	820	0,001%
MR JEREMY JONATHON WILEY	817	0,001%
MR WARREN WAIT	817	0,001%
MRS THOKOZILE MOLAIWA	817	0,001%
MR DHANAPALAN SAGADEVAN NAIDOO	815	0,001%
EUCCHARIST (PTY) LTD	814	0,001%
MR PRESHEEN GOVENDER	814	0,001%
MISS ANELISA MAKA	813	0,001%
MR DUMISANI NTULI	813	0,001%
MR MORNE KEMP	810	0,001%
MR SANDILE MTOLO	809	0,001%

Full Name	Shareholder Balance (number of shares)	Shareholder Balance %
MR JUAN STANDER	808	0,001%
THE ESTATE OF CHHOTU BHIKHA +	807	0,001%
MRS HEATHER JUNE POLMANS	807	0,001%
MR JOHAN BASSON	807	0,001%
MISS SUSAN LYNETTE MEYER	807	0,001%
MR ANDREW SCHRODER	805	0,001%
MR GCINUMUZI ABRAM MGCINA	805	0,001%
MR THABANG EDWARD MOHLALA	805	0,001%
MR NICK SMIT	804	0,001%
MR DESMOND STEVE NAUDE	802	0,001%
MS DUMISA BARNABAS	801	0,001%
MRS DENISE ROSALIE LEONARD	800	0,001%
{SMA}-ORANJE VRYSTAATSE	800	0,001%
MRS LESLEY MAY TURNER	800	0,001%
THE SPENCER FAMILY TRUST	800	0,001%
MR RAJEEV BATOHI	800	0,001%
MR HENRY POULOS	800	0,001%
BARBOUR BENEFITS CC	800	0,001%
AGILEO TRUST	800	0,001%
MNR MATTHYS CHRISTOFFEL ELLIS	800	0,001%
MR MOHAMED S CASSIM NOOR MOHAMED	800	0,001%
MR MZAMO M M BELLE	800	0,001%
MR SANTEO MARRA	800	0,001%
MRS DEVASHNEE NAIDU	800	0,001%
MR MICHACK MKHAZI TSHOBA	800	0,001%
TOMAHAWK INVESTMENTS (PTY) LTD	800	0,001%
MR JOHN GRAHAM MAXWELL	800	0,001%
MR TERENCE NORMAN THIRTEEN(CFD)	800	0,001%
MR EBRAHIM ALIBHAY SUJEE	800	0,001%
MR VISHAL POORAN	800	0,001%
MR NEELEN VALOO	800	0,001%
MNR CHRISTIAAN A OCTOBER	800	0,001%
MISS SANET JANSE VAN RENSBURG	800	0,001%
MS WENDY CROWE	800	0,001%
K2021921999 (SOUTH AFRICA) (PTY) LT	800	0,001%
MR ALEXANDER FRANCIS TAPLIN	800	0,001%
MEV AMANDA EUDORA VAN AMEROM	799	0,001%
PLUTUS GREEN	799	0,001%
MR RENESH NAIDOO	798	0,001%
MR ADOLPH NHLAPO	798	0,001%
MISS AIMEE JESSICA DAVIS	797	0,001%
MISS LAUREN EMMA DAVIS	797	0,001%
MS BELINDA LANGA	796	0,001%
MR ADAM AMOD	795	0,001%
MR STEPHEN FRANCIS HAWKESWORTH	795	0,001%
MRS SAMEERA KADER	794	0,001%
MR MZUVUKILE FAYO	794	0,001%
MR AMARNATH SOOKRAJ	794	0,001%
MR RICHARD GORDON PIETERSEN	794	0,001%
MRS HELEN WHITECROSS SIMPSON	792	0,001%

Full Name	Shareholder Balance (number of shares)	Shareholder Balance %
MR MOHAMMED SADER	791	0,001%
MR JAN DEWALDT VAN DER BERG	791	0,001%
MR OFHANI SUNNYBOY SHAWN MASHAMBA	791	0,001%
MR SCOTT ROGER BOYD YOUNG	790	0,001%
MR IRFAAN MIA	790	0,001%
MRS SUZANNE JOHNSTON	788	0,001%
DR BARBARA NURSE	788	0,001%
DR JOSEPH TEEGER	788	0,001%
MR JEEVAGASEN PADAYACHEE	788	0,001%
MR HAVI GOVENDER	787	0,001%
MR ANDREW GOODHEAD	786	0,001%
MR ROWLAND JACK	786	0,001%
MR ROLF HERBERT PETERS	785	0,001%
MR MOTHUSI TSHESIBE	785	0,001%
MR NEVILLE DAYARAM	783	0,001%
MR MIGHTY MAPIYE	783	0,001%
SBSA ITF BCI BEST BLEND SPECIALIST	781	0,001%
MRS FLORENCE ALICE WALKER	780	0,001%
MR RICHARD GORDON VOLKS +	780	0,001%
MIRKWOOD TRUST	780	0,001%
MR VERNON BEUKES	780	0,001%
MR MORGAN SELLO BALOYI	780	0,001%
DR CLIVE CHARERA (NON RES)	778	0,001%
MS JANINE KRUGER	778	0,001%
MR QHAMA SONTUNDU	777	0,001%
DR GRAHAM DOUGLAS IRVING BARR	777	0,001%
MR PETER DAMBE	777	0,001%
EST LATE STANLEY SALLY AVORY	777	0,001%
MR IAN REGINALD COWIE	777	0,001%
MR SHERZAAD MAHOMED	777	0,001%
MEV FRANCINA ELIZABETH DU PLESSIS	777	0,001%
MS HEATHER SALINGER	777	0,001%
MR BETHUEL TREVOR MABUYE	776	0,001%
THE TRUST THE LORD TRUST	775	0,001%
MRS SANDRA SHER	775	0,001%
DR DHARMANDRA DAYA	774	0,001%
MR WILBERFORCE CHEGE	774	0,001%
MR SANELE BUTHELEZI	772	0,001%
MR PAUL GROBLER	772	0,001%
MR TOBIAS JOHANNES HOLTZHAUSEN	772	0,001%
MR JASON& AMY PROP ERTY DEVELOPING	771	0,001%
MR GERALD MOCHATI LEHANA	770	0,001%
MR AMOS DLAMINI	769	0,001%
MR ALFRED BONNER	769	0,001%
MR JUSTIN WYNAND HERD	768	0,001%
MR SHANEEL SOMDUTH	767	0,001%
MR SIMON MILES	765	0,001%
MR SHELDON BARNETT	765	0,001%
MR JUSTIN THOMAS MANNING	765	0,001%
ESTATE LATE MICHAEL ABEL	764	0,001%

Full Name	Shareholder Balance (number of shares)	Shareholder Balance %
MRS MARION MITCHELMORE	764	0,001%
A I J FAMILY TRUST	764	0,001%
MR PRIVAAN RAMCHUNDER	764	0,001%
MR VICTOR ROBERT CLIFTON STREAK	762	0,001%
MR MICHAEL GREIG	762	0,001%
MR YONGAMA SCWEBU	762	0,001%
MISS KHUMBUDZO MATHOMU	761	0,001%
MR SAVASHAN NAIDOO	760	0,001%
MR JULIAN SCHLEMMER	760	0,001%
MR AKHONA QABAKA	760	0,001%
MS ABIGAIL LEKWA	760	0,001%
MR JOHAN DU TOIT	759	0,001%
MR PATLA P SEKGALA	759	0,001%
MR STUART THOMSON	758	0,001%
MR IMRAN HAFEJI	757	0,001%
MR ERIK MEYER	757	0,001%
MR PETER DOUGLAS FERRY	756	0,001%
MS KACIBREL GOVINDASAMI	756	0,001%
MR CHAD CARDOSO	755	0,001%
RESIDENT NOMINEES LTD	754	0,001%
MR ERIC F CROUSE	754	0,001%
MR KEVIN J BANKS	754	0,001%
MR THANDANANI MBHELE	753	0,001%
MR RICHARD PEARSON	753	0,001%
MR RHODE TRUTER	751	0,001%
MR MARK JULIAN BRACCO	751	0,001%
MR PETRUS CORNELIUS RAOUL VAN DER	750	0,001%
MRS WILHELMINA METS	750	0,001%
MR RAJESH KUMAR HIRA	750	0,001%
PROF PAUL RUFF	750	0,001%
MR VIRENDRA KUMAR HIRA	750	0,001%
MR MICHAEL OXCHE	750	0,001%
MR GREGG GILES	750	0,001%
MR MICHIEL ANDRIES BESTER	750	0,001%
MR CHUNDRASEGRAN MOODLEY	750	0,001%
MR ALASTAIR SEORAS JAMES GRAHAM	750	0,001%
MRS NIRMALA HARIDAS	750	0,001%
RZB EQUITY	750	0,001%
MS GRACE MBATHA	750	0,001%
MR RANEEL MANSINGH SINGH	750	0,001%
MS LOURINA WILSON	750	0,001%
MR CLIFTON BARNARD	750	0,001%
MR KING	750	0,001%
MR BRYCE COCHRANE-MURRAY	749	0,001%
MR MOSEKI SEBOLA	748	0,001%
MR RENOLAN GOVENDER	748	0,001%
MISS CAROLINE F M ROWBOTTOM	747	0,001%
MR MARK JOHN BURKE	747	0,001%
MR MZOMUHLE SITHEMBELE MKHWANAZI	747	0,001%
MS THALIA MOODLEY	746	0,001%

Full Name	Shareholder Balance (number of shares)	Shareholder Balance %
DR AYANDA TANDO TYALA	745	0,001%
MR DEVLIN BOSMAN	744	0,001%
MR KALLEN PILLAY	743	0,001%
MS FARIDA BIBI ESSACK	743	0,001%
MS ZYPPOSE OJWANG	741	0,001%
MS MARGARET IRENE GIBSON	740	0,001%
MR JOVAN H DE BRUYN	740	0,001%
DR CARISSA DEEPLAL	740	0,001%
MR PHUTI MOLOTO	739	0,001%
MR ANDREW LAING	738	0,001%
MR PETER MARTIN	736	0,001%
MR RAKESH MARAJ	736	0,001%
MR KETAN SAHADEW	735	0,001%
MRS MAUDE NAICKER	735	0,001%
MR MASEDI MUTLOANE	734	0,001%
MS ILSE MALAN	734	0,001%
MR DAYALAN SUBBIAH MOODLEY	730	0,001%
MR AVEREN DEONANAN	729	0,001%
MS JACQUELINE DU PLESSIS	729	0,001%
MR PHILIP CHISLETT	728	0,001%
MISS TSHEPISO KOBILE	728	0,001%
MR EBRAHIM MOHAMED ADAM	727	0,001%
MR TEBOGO ZIKHALI	727	0,001%
MR GREGOR PFAFF	727	0,001%
MR IMRAN PATEL	727	0,001%
MR BRODWYN VON BRUGHAN	725	0,001%
ANGUS ALASTAIR DONALD BLAIR ESQ	724	0,001%
MNR DOUGLAS GREAVES	724	0,001%
MR NAZIR VERAN	724	0,001%
MR WESLEY BAILEY	724	0,001%
MRS NICOLA LOUISE BLACK	723	0,001%
MRS CARON LOUISE TURLEY	723	0,001%
MR GEORGE RICHARDSON	722	0,001%
MR JOHN RICHARDSON	722	0,001%
MR QAPHELANI GCABA	722	0,001%
MR MAURICE RUBEN DURRHEIM	720	0,001%
MISS MBALI MBATHA	720	0,001%
MR MTHOBISI NDLOVU	719	0,001%
MR RENALEN PILLAY	718	0,001%
MR ALLAN ALBERT SCOTT	717	0,001%
MR IAN NEL	717	0,001%
SHOW UP INVESTMENTS PTY LTD	717	0,001%
MR MURALI PADAYACHY	716	0,001%
MR YASHEEL MAHARAJ	715	0,001%
MR GERHARD VAN DER WESTHUIZEN	714	0,001%
MISS ELIZABETH DU TOIT	713	0,001%
MISS PRIYAKSHA BHOLAI	713	0,001%
MR ARINAVHO TSHIFULARO	712	0,001%
MS MODIEHI TSOTETSI	712	0,001%
MR RYAN LAWRENCE	711	0,001%

Full Name	Shareholder Balance (number of shares)	Shareholder Balance %
MR MENZELELI MAMANE	711	0,001%
MR ISHMAEL TLAKA	711	0,001%
MR DEVEN NAICKER	710	0,001%
MR NITHUN HARIRAM	709	0,001%
MRS PAMELA GINSBERG -KREIN	709	0,001%
MISS SUMAYAH SHEIK	708	0,001%
MRS NADIA DALTON	708	0,001%
MNR DANIEL VAN DER MERWE	707	0,001%
MRS BERNETTE MANSER	707	0,001%
MR SITHEMBISO JOHANNES MANZINI	707	0,001%
MR NKOBO DANIEL RAMOGAYANA	706	0,001%
MR ERROL MUSHWANA	705	0,001%
MR AJAY SUNKER	705	0,001%
MR CHRISTOPHER WESSELS	704	0,001%
MRS SHIKARA MAHARAJ	702	0,001%
MR ERNEST MKHONZA	702	0,001%
ROBIN RALFE FAMILY TRUST	700	0,001%
MR STEFAN ADAM PATTEN	700	0,001%
FARQUHARSON FAMILY TRUST	700	0,001%
MISS ALLYSON KATE SMITH	700	0,001%
MR UWE KURT HERMANN REYMANN	700	0,001%
MR ULF BERNHARD WESTHOF	700	0,001%
M YING AND ASSOCIATES CC	700	0,001%
MISS ASHA NANTHALAL SINGH	700	0,001%
DR MUHAMMED Y S ADAM	700	0,001%
MR HYLTON G ATKINSON	700	0,001%
MR SASHI SINGH	700	0,001%
MR ARNOLD BOSHOFF	700	0,001%
MR ASHRAF YUNUS SHEIK	700	0,001%
MR ILIAS IOULIANOU	700	0,001%
MISS THENDO RAMUHASHI	700	0,001%
MNR MORNE NEL	700	0,001%
MS JAIDON NAINAR	700	0,001%
MISS MAE MEESOOK CHONG WEELSON	700	0,001%
MRS ZANTHEA SWART	700	0,001%
MR MATTHEW ROOS	699	0,001%
MR LUPHUMLO GOABUZA	699	0,001%
MRS NITA MARGARET FOULDS	698	0,001%
MS NAZIA HASSAN SEEDAT	698	0,001%
MR KREASON NAIDOO	697	0,001%
MR TICHAONA DENHERE	695	0,001%
DR ILSE NIEUWOUDT	695	0,001%
MR HEATH ROBERT ODENDAAL	693	0,001%
MNR JAKOBUS VAN STADEN	693	0,001%
MISS SEATSENG DIBETSO	692	0,001%
MR HERCULES HAASBROEK	691	0,001%
MR MUNDHIR NARAYAN	691	0,001%
THE JANET BOWKER TRUST	690	0,001%
MR JOHN LAMBERT MOOLMAN	690	0,001%
MISS HERMINA BIJKER	690	0,001%

Full Name	Shareholder Balance (number of shares)	Shareholder Balance %
MR THASVEER MARAJ	690	0,001%
MR JASON PARADISE	689	0,001%
MRS ELIZABETH SHIRLEY VISAGIE	689	0,001%
MR DARRYL ALLEN KRAMER	689	0,001%
MR SASCHA JUNAK	689	0,001%
MRS PATRICIA JANE OSTERLOH	689	0,001%
MS CARYN BARBARA FORMBY	689	0,001%
MR JOSEPH MOLEFE	686	0,001%
MR PHILA ELVIS SITHOLE	686	0,001%
GERALD ARTHUR UPSDELL ESQ U/D	685	0,001%
MR GALEBOE RALENGOLE	685	0,001%
MR BYRON RUSSELL BAKER	685	0,001%
MR AMIRAJ RAMPATHY	684	0,001%
MR NHLANHLA DLAMINI	684	0,001%
MR CHRIS HENRI FOUCHE	684	0,001%
MR MATSOSO JOSEPH MOFOKENG	682	0,001%
MR JAN HENDRIK VAN NIEKERK	682	0,001%
MR WALTER ALBERT PITT	680	0,001%
MR SIDNEY JOHN ARNOLD	680	0,001%
MOMENTUM - BROTHERS DJ - PP02539028	680	0,001%
MR NDUMISO DANA	680	0,001%
MISS PATRICA MARY WETHMAR	680	0,001%
MR SIBUSISO NXUMALO	679	0,001%
MR NHLANHLA SKOSANA	679	0,001%
MR ANAND MANIKKAM	679	0,001%
MRS ZULEIKHA GANI AMOD	677	0,001%
MR BRIAN MUNGOFA	677	0,001%
MRS ANJA VAN DER WALT	677	0,001%
MR SANJIL MOTILAL	677	0,001%
MR BAREND BOTHA	676	0,001%
MR AMOS MATINGANE	675	0,000%
MR TSHEPO RAMUSHU	675	0,000%
MR CHADWICK ROBERT DAY	674	0,000%
MISS NTHABISENG BOROTO	673	0,000%
MR SBONGAKONKE GASA	673	0,000%
MRS SUSHILABEN PATEL	672	0,000%
MR DOUGLAS GEORGE PATRICK	670	0,000%
MRS ALEXANDRA GRACE SMITH	670	0,000%
MR LUKAS DANIEL VAN DEVENTER	670	0,000%
MRS BARBARA JOAN DHARAMSHI	669	0,000%
TERENCE BRANDON PINNINGTON ESQ	669	0,000%
RICHARD JOHN VELZEBOER ESQ	669	0,000%
WALTER S WARD ESQ	669	0,000%
MR VINCENT DANIEL BRUWER	669	0,000%
MR DAVID GEORGE PRICE	669	0,000%
MR MANFRED BAISCH	669	0,000%
MR HARRY HOLES	669	0,000%
MRS RHODA DIANNE MACRITCHIE	669	0,000%
JULIA ELLEN WHITE	669	0,000%
MR GARETH STEPHENSON	669	0,000%

Full Name	Shareholder Balance (number of shares)	Shareholder Balance %
MRS SHIRLEY JANE ROUX	669	0,000%
MR NEVILLE PEARSON GLEN	669	0,000%
MR MOHAMMED ABDOOL	668	0,000%
SOUTH AFRICAN CANE GROWERS ASSOC	667	0,000%
MISS DINEO MOTSHEGARE	667	0,000%
DR WALDEMAR TERBLANCHE	666	0,000%
MRS LONDEKA PEARL ZUMA	666	0,000%
MICHAEL HAROLD HOOPER ESQ	665	0,000%
MR OLIVIER S DIPENDA	665	0,000%
MRS KARIN BURGER	665	0,000%
MR HANSRAJ MAGHRAJH	664	0,000%
MR SURESH MAGHRAJH	664	0,000%
MR NICK GROBLER	664	0,000%
MRS BARBARA DENISE WRAY	663	0,000%
MR ZAID AHMED SAEED PARUK	663	0,000%
MR ERNST COETZEE	662	0,000%
MR ADEEB ABRAHAMS	662	0,000%
MRS NONYAMEKO PORTIA NTSELE	662	0,000%
MR SIYABONGA MLAMBO	661	0,000%
DR CRAIG ALROY VAN HEERDEN	660	0,000%
MR JORDYN NAPIER	660	0,000%
MRS IRENE ETHEL COOKE	659	0,000%
MR XOLISA GEDI	658	0,000%
MRS PAMELA LIGHTFOOT	654	0,000%
THE ESTATE OF YVONNE ANNA SCHRODER	653	0,000%
MRS ROANNE DE HAAST	653	0,000%
MR SUHAIB TOFFAR	653	0,000%
MRS ANNA JOHANNA MARIA SOPH IA DU	652	0,000%
MRS MARIELLE ROSELT	652	0,000%
MR JOHAN KIRSTEN	651	0,000%
MR FUNGAI MICHEAL THYRONNY JASI	650	0,000%
MRS MARY-ANNE DOWNIE	650	0,000%
MR MARC LEON CILLIERS	650	0,000%
MR JEFFREY E DEVINE	650	0,000%
MRS MERLE EILEEN RYAN	650	0,000%
MR YAGANATHAN NAIDU	650	0,000%
MR ROB FOREMAN	650	0,000%
MR SIBONGISENI GWALA	650	0,000%
MR COLIN FARGHER	649	0,000%
ESTATE LATE PAMELA MARY FOURIE +	649	0,000%
MR MORNE SMIT	647	0,000%
EST LATE WINGREEN BASIL	647	0,000%
MR BRENDON THOMAS	647	0,000%
MR BYRON GOPPER	647	0,000%
MR BARRY CLIFFORD BELL	645	0,000%
MR TICHAFARA ***DUBE***	645	0,000%
MRS MIRIAM ROME	643	0,000%
MR JASON NICHOLL	643	0,000%
DR ANDREW BROWN	641	0,000%
MR JAN VAN DEN BERG	641	0,000%

Full Name	Shareholder Balance (number of shares)	Shareholder Balance %
MISS SHELLEY KJONSTAD	641	0,000%
MR LUNGANI ZUNGU	641	0,000%
ESTATE LATE JACQUES THEODORE AFRICA	640	0,000%
MS YANDA MOLEFE	640	0,000%
MR LIYAAQAT KHAN	640	0,000%
MR ALEXANDER JAMES FERGUSON	640	0,000%
MRS GEETABALI SINGH	640	0,000%
MR CHRISTOFFEL JOHANNES GERHARDUS	639	0,000%
DR RUDOLF VENTER	639	0,000%
MS SHIBE SEKGOTA	638	0,000%
MR RICHARD MANSER	636	0,000%
MR ADRIAN PILLAY	636	0,000%
MR RICHARD RAMSBOTTOM	635	0,000%
MISS PHILINA GOVENDER	635	0,000%
MR DUNCAN CACKETT	635	0,000%
MR NTSHIKHI FRANS MOTSOLO	635	0,000%
MR MARIE BERNARD ROBERT	634	0,000%
THE S&J MELTZER FAMILY TRUST	634	0,000%
MR ANANDHAN NAIDOO	634	0,000%
MR MUSIWA NETSHIKULWE	634	0,000%
MR MOHAMMED FERAZ VALLEE	633	0,000%
MR NATHAN RENALD	632	0,000%
MR KEVIN ROBERT DREW	630	0,000%
MS SHIREEN SOOBRAITHI	630	0,000%
MISS KILLI NTSHUDISANE	629	0,000%
MR IBRAHIM MIA NO.3	628	0,000%
MR JOHAN WILLEMSE	628	0,000%
MR ALLISTER MCKENZIE MCCLELLAND	628	0,000%
BRAVE WARRIOR (PTY) LTD	628	0,000%
MS REENA DEVI SINGH +	627	0,000%
MR CRAIG STUART LINDSAY	627	0,000%
DAVID NICOLAS POWELL ESQ	626	0,000%
SABIHAH OMAR	625	0,000%
MR RYAN WRIGLEY	624	0,000%
MS REBEKAH SANCHO	623	0,000%
MR TSHISHOVHO TSHIVHASE	623	0,000%
MR VAN ZYL VAN DER MERWE	623	0,000%
MR STRINIVASEN GOUNDEN	622	0,000%
MR THABISO MKHIZE	622	0,000%
ALBY TRUST	621	0,000%
MR INMANATHAN GOVENDER	621	0,000%
MR MNCEDISI MATINISE	621	0,000%
MRS REFILEWE MABOKO	621	0,000%
MR CLIFTON DAVID INGLE	621	0,000%
MRS MERLE LORNA LOEWENTHAL	619	0,000%
EST LATE FOURIE C F G	619	0,000%
MR ENBASEGRAN GOVENDER	619	0,000%
MS BONGIWE SITHOLE	619	0,000%
MS JESSICA PANSEGROUW	618	0,000%
MR ARMAND OOSTHUIZEN	618	0,000%

Full Name	Shareholder Balance (number of shares)	Shareholder Balance %
MR AHMED MOOLA	618	0,000%
MRS DE ABREU	616	0,000%
MR WELCOME MAPAIKE	616	0,000%
MR KONKE TALENI	616	0,000%
BERTRAM TRUST	615	0,000%
MR TIAAN TALJAARD	615	0,000%
MISS CLAUDIA SCHOLTZ	615	0,000%
MR JORDAN PLANTING	615	0,000%
MR DOMINIC PLANTING	615	0,000%
MR ATHENKOSI NOGQWAZI	615	0,000%
DR MARION IMRIE SPENCE	614	0,000%
MISS RORISANG MATUBE	614	0,000%
MISS NKOSINGIPHILE KHULUSE	613	0,000%
MR AHMED GOOLAM HOOSEN BOBAT	612	0,000%
MRS SOPHIA FRANCIS	612	0,000%
MISS MASHADI MONALEDI	612	0,000%
MR MAWANDE MATSHUKUCA	612	0,000%
THE A H CLARKE FAMILY TRUST	611	0,000%
MR ROBERT EDWARDS	611	0,000%
MNR JONATHAN BENJAMIN VAN	611	0,000%
MS JANICE E HOGARTH	610	0,000%
MR DENNIS COMINOS	610	0,000%
MR RAE LIN D PENTASAIB	610	0,000%
MR CHRIS BOSHOFF	610	0,000%
MR THARELELO MOKGOKONG	610	0,000%
MS FELICIA NKWANE	609	0,000%
MR SAMUEL PULLOCK	609	0,000%
MRS MAY JOY JANSE VAN RENSBURG	608	0,000%
MRS ANNIE MELNICK	608	0,000%
MR DEREK GEOFFREY CORSER	608	0,000%
MR PETER KARL BORGEN	608	0,000%
MR RONALD ALBERT CLARKE	608	0,000%
MR RUDI HARTZENBERG	608	0,000%
ITED BOUNCE BACK TRADING	608	0,000%
MR MOHAMED SHABOODIEN	608	0,000%
MRS RADIYAH DASOO	608	0,000%
MR RUSSELL HOWARD JOHN STEVENS	608	0,000%
MR LESLIE CHARLES STEEL	608	0,000%
MR BRENDAN SMITH	607	0,000%
MS ENERTH BALOYI	607	0,000%
MR GAVIN WILLIAMS	606	0,000%
MR ALEX LEE MULLER	605	0,000%
MR ADRIAAN WAGNER	605	0,000%
MRS ISABELLA MARY WALKER	604	0,000%
MR THEODORE ADAMS	604	0,000%
MR AMIR LAUFERT	604	0,000%
MR MICHAEL JOHN ROYAL CASTLEDEN	604	0,000%
DR EDWARD LEEPAN	603	0,000%
MISS NONKANYEZI NOMZAMO NDLOVU	603	0,000%
MR MATTHEW TONG	603	0,000%

Full Name	Shareholder Balance (number of shares)	Shareholder Balance %
MR YUSUF EBRAHIM	602	0,000%
DR JAMES MUGWISI (NON RES)	601	0,000%
MRS MIKATEKO ZONKE	601	0,000%
MR KRISHNA PYLADH	601	0,000%
MR DEWALD COETZEE	601	0,000%
MR PHILLIPPUS GERHARDUS VAN DER	600	0,000%
MR JOHN CHRISTOFFEL COETZEE	600	0,000%
EST LATE DREYER (ESTATE LATE) MARIA	600	0,000%
MS JENNIFER ANN SIEBERT	600	0,000%
SACWOOD INVESTMENTS C.C.	600	0,000%
THE LEONARD EIDELMAN FAMILY TRUST	600	0,000%
MR ROBERTO OPEKA	600	0,000%
MS EMMA MOSHIMANE	600	0,000%
MR MUHAMMED MITHA	600	0,000%
MRS ELIZABETH MARY RALFE	600	0,000%
THE R.A.N. TRUST	600	0,000%
DR ANDRE PETRUS HOUGH	600	0,000%
DR KARUNAGARAN GOVENDRAGELOO	600	0,000%
MR VIMAL SINGH	600	0,000%
MR PHILIP RYK OTTO	600	0,000%
MR IVY / CHRISTOPHER EWALD SEGAR	600	0,000%
PROF FRANCOIS CHRISTO VAN GRAAN	600	0,000%
MNR PETER JAN VAN HOOFF	600	0,000%
MNR ANDRE HENDRIK STEPHANUS HAVENGA	600	0,000%
MR RYNO VISAGIE	600	0,000%
MNR MORNE KOORTZEN	600	0,000%
MR NISHENDRA CHETTY	600	0,000%
MR BARRY CLAYTON ROSS	600	0,000%
MOMENTUM - FELL G - PP024951533	600	0,000%
MR THASMEER PUNKAJ TULSI	600	0,000%
MRS SHAFIEKA SALIE	600	0,000%
MR LLEWELLYN VAN ZYL	600	0,000%
MR STUART W RAY	600	0,000%
DR RASHID EBRAHIM MANSOOR	600	0,000%
MR ALAN R NIXON	600	0,000%
MR BRUCE L I STRIDE	600	0,000%
MRS WILECIA SMIT	600	0,000%
MR PIERRE BOSHOFF	600	0,000%
MR ANDREW R NICHOLSON	600	0,000%
MISS VERONICA M ROSS	600	0,000%
MRS MARIE HENRIEHETTA BEKKER	600	0,000%
MR CHRISTIAAN JACOBUS BARNARD	600	0,000%
ADV CORNELIUS JOHANNES HARTZENBERG	599	0,000%
MR WILLEM MAREE	599	0,000%
MR ZANE GOMES	597	0,000%
MR UNITY NGOBENI	596	0,000%
MISS GEETA BALI NARSEE	596	0,000%
DR VINIAYAGRA MURTHI SOOBOO	595	0,000%
MS JACOBA RILEY	595	0,000%
UNIVERSITY OF SOUTH AFRICA (IAM)	594	0,000%

Full Name	Shareholder Balance (number of shares)	Shareholder Balance %
MISS AYANDA MTSHALI	593	0,000%
MR KETSISO PHUKUNTSI	593	0,000%
MR FRED BOTHA	593	0,000%
MR CHARLES BHEKIZIZWE NHLAPO	593	0,000%
MR SEBEBOBIJWASEGOKGOBONTHARIL E	592	0,000%
MRS KAREN BRADSHAW	592	0,000%
MR ROY WILLIAM HESLOP	591	0,000%
MRS ELISABETH CORNELIA MARIA SEGERS	591	0,000%
MR ADOLF JACOBUS BARNARD	591	0,000%
MR MOEMISE SEKHU	591	0,000%
MR HASSAN MOTALA	590	0,000%
MR JOHANNES VAN HEERDEN	590	0,000%
MS NOITA HLUNGWANI	590	0,000%
MR KABELO DIALE	590	0,000%
MR SUREN NATESAN	589	0,000%
MR JACO BESTER	587	0,000%
MR THEMBA NGWENYA	587	0,000%
EXOR OF THOMAS MORTON MOFFAT DECD	586	0,000%
MR OUPANYANA MOFOKENG	586	0,000%
MISS PALESA HLANYANE	586	0,000%
MR MURRAY RAW	586	0,000%
MR TEBOGO MOLOKOMME	586	0,000%
MRS JANINE OLIVIER	586	0,000%
DIE CHRISTIE FAMILIE TRUST SA EQUIT	585	0,000%
MR ETTIENE PRETORIUS	585	0,000%
MR NABEEL PARKER	585	0,000%
MR DAVID CHRISTIAN MOSAKO	585	0,000%
MR KOBUS KEMP	585	0,000%
MR ABRAHAM JOHANNES DE REUCK	584	0,000%
DR JALALLUDIN SONI	583	0,000%
ESTATE LATE MA MOOSA MIA AHMED	583	0,000%
MR OBAKENG MOATSHE	583	0,000%
MR LINDOKUHLE NSIBANYONI	583	0,000%
MR BANELE PHUMLANI MDAKANE	583	0,000%
MRS LETITIA GILIOME	583	0,000%
MR NJABULO JIKI	582	0,000%
MR BRUCE MACKINNON BLACKLAWS	581	0,000%
MRS NTHATENG RAPULENG	580	0,000%
MR CAREL J BREYTENBACH	580	0,000%
MR ANDREW WOLMARANS	580	0,000%
MR JACO PETZER	579	0,000%
MR MOHOMED AKIL DUDUKAY	579	0,000%
MS THANESVARI GOVENDER	579	0,000%
MR MEETESH PATEL	577	0,000%
MRS CATHERINE ANNE BRETHERTON	576	0,000%
EXOR OF JOHN RENNISON BOWE DECD	575	0,000%
MRS SELMA SHILONGO	575	0,000%
MRS GLENDA PENTOPOULOS	575	0,000%
MISS ALLY MANSER	574	0,000%
DR JONATHAN CUMMING	574	0,000%

Full Name	Shareholder Balance (number of shares)	Shareholder Balance %
NEWTOWN ISLAMIC INSTITUTE LTD	573	0,000%
MRS MARGARET WULFF	573	0,000%
MRS IDELETTE VAN PAREEN	573	0,000%
MR RAOOF AHMED JAGOT	573	0,000%
MR VUYO MABOMBO	573	0,000%
MRS ESTATE LATE ELIN HEYDENRYCH	573	0,000%
MR NAHASH ESSOP	571	0,000%
MR ANDREW MOLLER	571	0,000%
MR MSINGATHI TOSE	571	0,000%
MR ANDRE LOUW	570	0,000%
MR STUART GRAHAM	570	0,000%
MRS MAGDEL ELIZABETH BEZUIDENHOUT	570	0,000%
MR ABHISHEK HARIPARSAD	570	0,000%
MNR GERT PETRUS OOSTHUIZEN	568	0,000%
MR BHARAT BHIMMA	568	0,000%
MR MICHAEL HAMILTON COWIE	568	0,000%
MR COLONEL MAGORO	568	0,000%
MR BASIL SHAPIRO	568	0,000%
MR MORETLO MOKOENA	567	0,000%
MISS NWABISA MGXABHAYI	567	0,000%
MR YAHYA OMARJEE	567	0,000%
MRS SAMANTHA LOUISE STANIER	566	0,000%
MR MPENDULO MDLULI	566	0,000%
MRS HAJRA MAITER PARUK	565	0,000%
MR WILLIE FOURIE	565	0,000%
MR KEVIN LUDWIG	565	0,000%
MR NAUSHAAD MOOTHERAM	565	0,000%
MS NGWAKO L RAMOHLALE	564	0,000%
MR GODFREY OLIFANT	564	0,000%
MR PAULUS DE WILZEN	564	0,000%
DR DINGINDAWO PAULUS SHONGWE	564	0,000%
OTIX HOLDINGS (PTY) LTD	564	0,000%
MISS GIVEN MUDAU	563	0,000%
MRS MAGON GAJEWSKI	562	0,000%
MR DON WHITTAKER	562	0,000%
MR IRVINE MUSHUNJE	561	0,000%
MS LINDOKUHLE MWELASE	561	0,000%
MR THABO KHATI	561	0,000%
MISS KOWHO USEH	560	0,000%
MR RAVINAND RAMNATH	560	0,000%
MR NIKESH BHAGA-MULJEE	560	0,000%
MR MALCOLM DOUGLAS WILSON	560	0,000%
MR THOMAS KLINGLER	560	0,000%
THE HASAN OSMAN FAMILY TRUST	560	0,000%
MR JOHN WHITEHEAD	560	0,000%
MR KELETSO MPHAHLELE	560	0,000%
MR POLOKO KHABELE	560	0,000%
MR SIMEAU VAN NIEWENHUIZEN	559	0,000%
MR BRIAN CAMERON STONE	559	0,000%
DR NKOSIPENDULE NOZOZO	558	0,000%

Full Name	Shareholder Balance (number of shares)	Shareholder Balance %
MISS KHUTSO MOJAPELO	558	0,000%
MR RONALD HENRY KIMBER	557	0,000%
MR ANAND NAICKER	557	0,000%
MR INDRESAN PRAGLADHAN NAIDU	557	0,000%
CITICLIENT NOMINEES NO 8 HK GW	556	0,000%
MRS AMANDA RODENBURG	556	0,000%
MR MARIO TINKLER	556	0,000%
MR PHENYO TSHETLO	555	0,000%
MR MICHAEL WOLFF	555	0,000%
MR ANDREW BEACH	555	0,000%
MR ROMANO GIRDHARI	555	0,000%
MRS S'PHELELE NTANZI	553	0,000%
MR TSHOLOFELO MAHIKA	553	0,000%
MR ANDHRESIVAN MOODLEY	553	0,000%
MR CHRISTO VAN DER BYL	552	0,000%
MR MOHAMMED SAYED RHODA	552	0,000%
MR SHAUN BEDHRAM	552	0,000%
MR JASON CUPIDO	551	0,000%
MR SHAUN GOVENDER	550	0,000%
MR DAVID ALEXANDER GREEN	550	0,000%
MOMENTUM - SEGAR SJ - PP024186417	550	0,000%
MRS CANDICE ELAINE RICHTER	550	0,000%
MR OCKERT PETRUS SCHOEMAN	550	0,000%
MR ANDRZEJ TADEUSZ SZYMANSKI	550	0,000%
MR ROBERT ALFRED BRIGHTON	550	0,000%
MR CRAIG JAMES SMYTHE	550	0,000%
MR GORDON PARKER	550	0,000%
MRS MAKHOSAZANA R MAVIMBELA	550	0,000%
MR PRAKASH D SEWNARAIN	550	0,000%
MRS HESTER ANNA JERLING	550	0,000%
MR ZIYAAD GAIBIE	550	0,000%
MR TUNIL LAKSHUMAN	550	0,000%
MR JOAQUIM RAFAEL SOARES PINTO	550	0,000%
MR LUIS DUARTE SOARES PINTO	550	0,000%
MR JEROME MTHETHWA	549	0,000%
MR ABRAHAM MATHEE	549	0,000%
MRS RENE VAN STRATEN	549	0,000%
MR GIDEON DE VILLIERS	548	0,000%
MR PEO MOPHATLANE	548	0,000%
MR RALPH JOHN BEYKIRCH	547	0,000%
MISS NITA KESHAV	546	0,000%
MR DARIUS MELLET	546	0,000%
MR IAN DE WAAL	546	0,000%
MR MNCEDISI PETERSEN	546	0,000%
MR AHMED YUSUF MAYAT +	545	0,000%
MR RISHI BRIJLALL	545	0,000%
CLIENTS ADDRESS UNKNOWN NO2	545	0,000%
MR RIDWAN VADWALLA	545	0,000%
MRS VANESSA THURLWELL	545	0,000%
MR MLUNGISI KHUMALO	544	0,000%

Full Name	Shareholder Balance (number of shares)	Shareholder Balance %
MR NNDWAKHULU TSHIDADA	544	0,000%
MRS PHOEBE JUNE BROWN +	543	0,000%
MRS LAUREN MYLES	543	0,000%
MR DYLAN T GRAHAM	542	0,000%
MR WILLEM VAN HEERDEN	542	0,000%
MR ALEXANDER GEORGE COATS	541	0,000%
MR POTLAKO URGENT MMAKO	541	0,000%
MRS RUTH VERWEY	541	0,000%
MR ASHVIR HARCHARAN	541	0,000%
5221668 SPP ILLAP FOR B SIMPSON	540	0,000%
MR DENIS JOHN BROTHERS	540	0,000%
MR PHILIPPUS JOHANNES PIETER FOURIE	540	0,000%
MNR PATRICK MARTIN SPRATT	540	0,000%
DR THOMPSON	540	0,000%
MMI >RPO: KRUGER SS	539	0,000%
MR RICHARD SIMON FREEDMAN	539	0,000%
MISS AWONKE GAQANA	539	0,000%
MS EVELYN DOUBELL	538	0,000%
MS RIRHANDZU MUKHARI	538	0,000%
MISS FATHIMA AMEEN	538	0,000%
MR DALE WAIT	538	0,000%
MR WYNAND SERFONTEIN	538	0,000%
MR JOHANNES C VON SOLMS	538	0,000%
MR SURESH BASDAW	537	0,000%
MR YUSUF OMAR	537	0,000%
MR BERNARD COMBRINK	536	0,000%
MISS YOLISA MBIE	536	0,000%
MR STUART GRAHAM AITKEN	535	0,000%
MOMENTUM PP027649384 MM1076 TOURS	535	0,000%
MR DALE AUSTIN	535	0,000%
MR THABO MAKGATLHA	535	0,000%
GMO INVESTMENTS	535	0,000%
MRS MONICA DRYDEN	535	0,000%
MOMENTUM - VAN DER HOVEN A - PP0252	534	0,000%
MR MATYOLA PATRICK .NDULO	534	0,000%
MR JONAS MPATI	534	0,000%
MR COLLIN CLAASENS	534	0,000%
MR ROOI SILAWULE	534	0,000%
DR ROBERT MYLES GIBSON	533	0,000%
MR AZHAR GARDEE	533	0,000%
MR LEBOHANG NEO	533	0,000%
MR ADRIAAN STRAUSS	533	0,000%
MR TOBIAS XOLILE MAHLANGU	533	0,000%
MS MISHKAAH SMITH	532	0,000%
MNR LEON POTGIETER	531	0,000%
MR GREGORY P HART	531	0,000%
MR DIRK JOHANNES GROENEWALD	530	0,000%
SANLAM LIFE INSURANCE LIMITED	529	0,000%
MR IKANENG SEREPA	529	0,000%
MR SULEIMAN DAWOODJEE	528	0,000%

Full Name	Shareholder Balance (number of shares)	Shareholder Balance %
DR WERNER ROBERT BEZWODA	528	0,000%
MR THEMBELANI NGCOBO	528	0,000%
MR LUMKO MHLAULI	528	0,000%
MRS VERONICA NYALUNGU	528	0,000%
MR CLIVE SIDNEY WATKINS	527	0,000%
MR NICHOLAS MAGOWAN	527	0,000%
MR NTAMBUDZENI MUFAMADI	527	0,000%
MS VIRGINIA MAKHUBO	527	0,000%
MR NEISHAL SINGH	527	0,000%
DR MOHUBANE LLALE	526	0,000%
MRS RENEE CLAIRE KIRKHAM	526	0,000%
JOHN ALLEN CHALLENGER HUTSON ESQ	525	0,000%
MR TITANIUM STUDIO PTY LTD STUDIO	525	0,000%
MISS BUSISIWE MADONSELA	525	0,000%
MISS PRISCILLA MTHETHWA	525	0,000%
MOMENTUM - ARNOTT JM - PP025470994	524	0,000%
MS VARSHA POORUN-GOVENDER	524	0,000%
OPTIMUS INVESTMENTS (PTY) LTD	524	0,000%
MR KASHVEER BHOOPAL	523	0,000%
MR SIYANDA MAZIBUKO	523	0,000%
MR GEORGE SIBOZA	522	0,000%
MRS ELAINE DE AGRELLA	522	0,000%
MR DAVID HOWARD DICKENS	521	0,000%
MR DAVID S RIDDLE	521	0,000%
MR SANDISO KRAAI	521	0,000%
MR MICHAEL SOUTHWOOD	521	0,000%
MRS OLIVIA CATHERINE MARY FINNMORE	520	0,000%
MR FRANCIS KWAHENE	520	0,000%
MEV MARGARETHA BRANDT	520	0,000%
MR NIGEL ROBERT MUSHET	520	0,000%
MR JOHANNES HENDRIK MULLER	520	0,000%
MR PETER WILLEM GERICKE	520	0,000%
MS NALINI PARBHOO PATEL	520	0,000%
MRS PHILIPPA JOY CHALLENGER HUGHES	519	0,000%
MR WILHELM ERASMUS	519	0,000%
MS DHESHNI PILLAY	519	0,000%
MS MOLOGADI RENEILWE MPHAHLELE	519	0,000%
MR LESEGO PAYNTER	519	0,000%
MR LIAM JONES	518	0,000%
MR NAEEM HASSANALLY	518	0,000%
MR MONGEZI NHLAPHO	518	0,000%
MR LEENESH SINGH	517	0,000%
DR AYLWYN MANNELL	517	0,000%
MR EDWARD VAN HEERDEN	517	0,000%
MR IBRAHIM MIA NO.4	516	0,000%
MS PAULA SUSAN CROSS	516	0,000%
EST LATE PIN ISAAC AH	516	0,000%
MR GRAHAM J COOKE	516	0,000%
GRACEFUL EQUITY TWO (PTY) LTD	516	0,000%
MR TIAAN LOUBSER	516	0,000%

Full Name	Shareholder Balance (number of shares)	Shareholder Balance %
MR AHMED MALL	516	0,000%
MR ALLAN DUNCAN FERGUSON	516	0,000%
MR TEBELLO MOSIUJOA	516	0,000%
MRS SHARON DE AGRELLA	514	0,000%
MR ROBERT JAMIESON	514	0,000%
MR ANTHONY IAN COOMBES	513	0,000%
MRS VALERIE CLAIRE WEBB-MARTIN	513	0,000%
DR DANIE OOSTHUIZEN	513	0,000%
MNR ALBERTUS ELS	512	0,000%
MEV ELSABE JOHANNA VILJOEN	512	0,000%
MR MBEKI BUTHELEZI	511	0,000%
MR MTHABISENI SAMUEL MBAMBO	511	0,000%
MRS KAREN COETZEE	510	0,000%
MOMENTUM-PP027851938 MM135 S	510	0,000%
MR JOHAN PRINSLOO	510	0,000%
MR ODWA SIHLOBO	510	0,000%
MR ADRIAN RUGG	510	0,000%
MRS DELISILE PRISCILLA ZIKHALI	510	0,000%
MR GRAHAM VAN NIEKERK	510	0,000%
DR GRANT NIGEL LATIMER FULLER	509	0,000%
MRS CAROL NINA CURLEY	509	0,000%
MR HENDRIK CORNELUS BAKKER	509	0,000%
MR PETER JUERGEN SANDER	509	0,000%
MR PIETER ERNST VAN NIEKERK	509	0,000%
DR WALTER BELL	509	0,000%
MR SIPHESIHLE MWELASE	509	0,000%
MRS INGRID MARTA SAPIRE	507	0,000%
MRS BEATRICE SIGRID FREIFRAU SAURMA	507	0,000%
MMI>RAO: ALGEO GM	507	0,000%
MR MOHAMED-AMEEN MAYET	507	0,000%
MR WILLIAM DOUGLAS WILSON	507	0,000%
MR ANDRE SAUERMAN	507	0,000%
MRS HAJIRA .KASSIM	507	0,000%
THE SA SHOULDER & ELBOW RESEARCH TR	507	0,000%
MR IAN MARK SALVESEN	507	0,000%
THE MADJIC FAMILY TRUST	507	0,000%
MRS PRUDENCE RANGATA	507	0,000%
MR CRAIG SCHNELL	507	0,000%
MISS RUHI GHAZI	507	0,000%
DR RODSETH	507	0,000%
MR SAVVAS SOCRATOUS	507	0,000%
MRS CORREEN ANNE GORTON	507	0,000%
MR YUSUF GOOLAM HOOSEN MAYAT	506	0,000%
MR OYAMA NDWANDWA	506	0,000%
MR PETER FRANK NAUDE	505	0,000%
MR RUI GONCALVES	505	0,000%
MRS SHARON LEE STEPHEN	505	0,000%
MS RILWELE TSHIKOVHI	505	0,000%
MR RUSHAY DESAI	504	0,000%
MR HERMANUS BERNARDUS ROODE	504	0,000%

Full Name	Shareholder Balance (number of shares)	Shareholder Balance %
MR ZOEGDIE ESSA	504	0,000%
MR MOHSIN ISMAIL	504	0,000%
MR WIHANN STEYN	503	0,000%
MR STANLEY KGANYAGO	502	0,000%
MR DUDLEY GEORGE KUHN	501	0,000%
TAKEARISK INVESTMENTS (PTY) LTD	501	0,000%
MR JOHAN NORTJE	501	0,000%
MISS AYESHA MOOSA	501	0,000%
MR MOTHUSI RAMOHLALE	501	0,000%
MRS SUMAYYA MAKDA	500	0,000%
MRS SUSAN JANE DIXON	500	0,000%
MR RALPH BOWERS YOUNG	500	0,000%
MEV JOHANNA ELIZABETH ROUX	500	0,000%
MR PETRUS JOHANNES DU TOIT	500	0,000%
MISS ANGELA MALIMAPANE MASITHELA	500	0,000%
MR RIYAAZ MAHAMOOD DOCKRAT	500	0,000%
MISS NORMA ANN MCTURK	500	0,000%
MR MANIBHAI GHOOKAL	500	0,000%
MR ARTHUR RODNEY TEDDER	500	0,000%
MR ADRIAN HAROLD HALL	500	0,000%
MRS VIVIAN JOAN GREEFF	500	0,000%
MRS MEERA KESHORLAL KHANDOO	500	0,000%
MR KEITH BRYAN PROBERT	500	0,000%
MR ARNOT SNYDER	500	0,000%
KLEIN FAMILY TRUST	500	0,000%
THE BUTLER FAMILY TRUST	500	0,000%
MR KEERAN MOTILAL	500	0,000%
MRS ROSEMARY ESME GILBERT	500	0,000%
MR DINO RAMANUNDH	500	0,000%
MR SURENDRA NAIDOO	500	0,000%
MR NICHOLAS POLLARD	500	0,000%
DR DEIRDRE ELISABETH MARY PETIT DIT	500	0,000%
MRS SANDRA DENISE TEUCHERT	500	0,000%
DR NAFISA ISMAIL VAWDA	500	0,000%
MISS CECILIA C VAN DEVENTER	500	0,000%
MISS SURISA SCHWALB	500	0,000%
MR NOOR MAHOMED GOOLAM RASOOL RAJAH	500	0,000%
MR CHRISTOPHER OSBORN JOHNSON	500	0,000%
MR RAJENDRA NAIDOO	500	0,000%
MR MOHAMED ZAIRE IYOOB	500	0,000%
MR LEAVIT MKANSI	500	0,000%
BLING TRUST	500	0,000%
MR ALAN HECTOR MUNRO	500	0,000%
MR ALFRED JAMES STEVENS	500	0,000%
RAT INVESTMENTS	500	0,000%
MISS KELSEY CLAIRE SMITH	500	0,000%
MR GARRETH DAVID SPARKS	500	0,000%
MRS ELIZABETH FIONA DOWIE	500	0,000%
EST LATE RICHARD H A DELFEL	500	0,000%
MR PHILIP RAW	500	0,000%

Full Name	Shareholder Balance (number of shares)	Shareholder Balance %
MR TREVOR DANIELS	500	0,000%
MR BENJAMIN RUZIVE	500	0,000%
MRS SANDHYABEN HIRA	500	0,000%
MRS AARTIBEN KHUSAL HIRA	500	0,000%
MR JOHN FULLER SHEPPERSON	500	0,000%
MR MERVYN GROVE WILLIAMS	500	0,000%
MRS JM NEWTON-KING	500	0,000%
MR LLEWELLYN WINTHON WINGSON	500	0,000%
MRS KASTURI BANDIAH	500	0,000%
MRS DAKSHA NANA	500	0,000%
MR MISHECK NDORO	500	0,000%
MRS LEBOGANG MATSIDIDI	500	0,000%
MR RUSSELL D WANTENAAR	500	0,000%
NIVAL INVESTMENTS 8 CC T/A ESMI	500	0,000%
MR STERLING ABRAHAMS	500	0,000%
MR RALPH FUTCHER	500	0,000%
MR POKA W K MOKOENA	500	0,000%
MS GLADYS ERLWANGER	500	0,000%
MR XOLANI PAUL SIKHAKHANE	500	0,000%
MR SAGREN O NAIR	500	0,000%
DR THIRUSHA NAICKER	500	0,000%
MR MARK BAYLEY	500	0,000%
MR STEPHAN THERON	500	0,000%
MR JACOBUS LOURENS	500	0,000%
MR OELZ	500	0,000%
MISS TSHWARELO FORGIVENESS RAESSETJA	500	0,000%
MR GREGORY CARSTENS	500	0,000%
LACASSA PROPERTIES PTY LTD	500	0,000%
MNR ASHVEER SINGH	500	0,000%
DR MUHAMMAD REZA CARRIM	500	0,000%
MR STANLEY MAYNARD MARSHALL	500	0,000%
MR GLENN STUTCHBURY	500	0,000%
MR WILLEM VAN DER WALT	500	0,000%
MR KAMIL RATHILAL	500	0,000%
MISS AMERIZE WOOLLS	500	0,000%
MR JESSE MARCO PILLAY	500	0,000%
MR RAJIV K SINGH	500	0,000%
MR JUAN LEE VAN DEN BERG	500	0,000%
MR PRAVIR MABEER	500	0,000%
MR KENNETH R BECKWITH	500	0,000%
MR WINSTON OLLEWAGEN	500	0,000%
MR MORRIS WOLF	500	0,000%
MR GIDEON JOSUA RADEMEYER	500	0,000%
MP AND TTV MHLANTLA FAMILY TRUST	500	0,000%
MR NATHAN NAIDOO	500	0,000%
MRS ALISON ELEANOR WILLIAMS-JONES	500	0,000%
MR OCKERT RUDOLF GROBBELAAR	500	0,000%
MR NKATEKO PETER MAGEZA	500	0,000%
MR MAAHIR JAKOET	500	0,000%
MR MICHAEL RUSHBY	500	0,000%

Full Name	Shareholder Balance (number of shares)	Shareholder Balance %
MR BAREND JACOBUS VAN DER MERWE	500	0,000%
MR FERDINANDUS BOSHOFF	500	0,000%
MR JONATHAN PETER DE JAGER	500	0,000%
MRS NIRMALA RAMKELAWON	500	0,000%
MRS ZELDA HUMAN	500	0,000%
MR BOHLOKWA V MKWANAZI	500	0,000%
MR YAHYA JEEBHAI	500	0,000%
MR AHMED GANI	500	0,000%
MR DIHYAH DOCRAT	500	0,000%
MRS ZARINA PILLAY	500	0,000%
MR MICHAEL ERIC JONES	500	0,000%
MR SHAHID KAZMI	500	0,000%
MICHAEL ASSHETON-SMITH FAMILY TRUST	499	0,000%
MR MORENA MOKEBE	499	0,000%
MR WESLEY BELL	498	0,000%
MISS OLIKA NAIDOO	498	0,000%
MR PETROS MANYUMWA	498	0,000%
MS WIEBKE HUTIRI	497	0,000%
MR PIETER WALTERS	496	0,000%
MR UPKAAR BHOWNATH	496	0,000%
MRS SARASVATHI PADAYACHEE	496	0,000%
MR JAN VAN GRAAN	495	0,000%
MR ZWANANI MBAMBO	495	0,000%
MR JESSE FAVIS	494	0,000%
MISS KELLY HULTQUIST	494	0,000%
MRS JANET DAPHNE COMBER	494	0,000%
ZMC PROPERTIES CC	493	0,000%
MISS NAAILAH HASHIM	493	0,000%
MR CHRISTOPHER ALAN COPE GRAINGER	493	0,000%
MR DERICK SAMUEL	493	0,000%
MR JACK BRIAN BLOOM	493	0,000%
MRS BARBARA LYNNE .DRUMMOND	493	0,000%
MR LEON STEVENSON	493	0,000%
DR ROTS ALBERTS	493	0,000%
MR BARRY ANDREW MICHEL	493	0,000%
JJN FAMILIETRUST	492	0,000%
LEON JOUBERT TRUST	492	0,000%
MEV MARIA FRANCINA JOUBERT	492	0,000%
FREMAR TRUST	492	0,000%
MRS DIANA ELAINE DEE	492	0,000%
MRS YVONNE CLAIRE CARR	492	0,000%
MR NICOLAAS LINDES HATTINGH	492	0,000%
MR GAVIN HAMBURGER	492	0,000%
MR DHARMARAJ KISTA NAIDOO	490	0,000%
MR MYHENDHRA NAIDOO	490	0,000%
MR MAGADEVAN GOVENDER	490	0,000%
MRS NATASHA PRETORIUS	490	0,000%
MOMENTUM METROPOLITAN LIFE LIMITED	490	0,000%
MR LOURENS JOHAN STRYDOM	489	0,000%
MISS NSOVO NTSHANI	488	0,000%

Full Name	Shareholder Balance (number of shares)	Shareholder Balance %
MR MUHAMMAD MOLOSIWA	488	0,000%
ADV ANTHONY SAWMA	488	0,000%
MR IRFAAN OMARJEE	487	0,000%
MR SAMMY GOVENDER	487	0,000%
MRS MOGINI SUTAR	487	0,000%
MR BRANDON EHLERS	487	0,000%
MISS ETIENA ENGELBRECHT	486	0,000%
ANNA ROUX TESTAMENTERE TRUST	486	0,000%
PROF PAUL DE VILLIERS DU PLESSIS	486	0,000%
MR HANIF MOHAMED	486	0,000%
MR NEVILLE HILTON-TAYLOR	485	0,000%
KIGENA INVESTMENTS CC	485	0,000%
MR BOLLO CROPHEUS MAHLAKOLA	485	0,000%
MNR RANCIS PETRUM ENSLIN	485	0,000%
MR MARTHINUS DAMES	485	0,000%
MRS SHAMIRA BOTHA	485	0,000%
MR SERSHEN MARION	485	0,000%
ROSEMARY ATHERSTONE TRUST	484	0,000%
THE ESTATE OF ABDOOL GAFFOOR +	484	0,000%
MRS MARY ANNE BOWDEN	484	0,000%
MR PETER CORBET WEAVER	484	0,000%
MR AMALESH AUTHAR	484	0,000%
MR & MRS DARMESH & JYOTI GOOLAB	484	0,000%
MR DEMETRIOS VLACHOS	484	0,000%
MR TOWNSEND	484	0,000%
MR SANDISO MATU	483	0,000%
MR KOKETSO RAKOPO	483	0,000%
MR DHEERAJ SEWPERSHAD	483	0,000%
MR MITEO MICHAEL ILUNGA	483	0,000%
MR NICHOLAS LONG	483	0,000%
MR DEVANANTHAN GANESH	483	0,000%
MS THANDI MAZIBUKO	483	0,000%
MRS FATHIMA GOOLAM HOOSEN KADWA	483	0,000%
MR ZIYAD DAWOOD	482	0,000%
MR DEINIOL ARENDSE	482	0,000%
MR HEINRICH KNOETZE	482	0,000%
MRS KGOMOTSO MOREBUDI	482	0,000%
RAYMOND LESLIE BUTTIMER ESQ	481	0,000%
THE ESTATE OF KARA JEEVAN	481	0,000%
MR THASVEER ANANDPARSAD	481	0,000%
MRS RORISANG PATOSE	480	0,000%
MR HAMILTON MOLOTO	480	0,000%
MR KURT SCHEINBERG	480	0,000%
MR NHLANHLA SIBISI	480	0,000%
MS MARY WHITE	479	0,000%
MR SHUAIB CADER	479	0,000%
MR WILLIAM JOSEPH NORTJE	479	0,000%
MR MARCO DU PLESSIS	479	0,000%
MR ELI COHEN	478	0,000%
MR MICHAEL KARL ALBERT PHILIPPS	478	0,000%

Full Name	Shareholder Balance (number of shares)	Shareholder Balance %
ANAESTHETIC FOUNDATION	478	0,000%
MR ISMAIL EBRAHIM RAWAT	478	0,000%
MRS HEATHER MARGARET CORMACK	478	0,000%
MRS ERICA ELIZABETH STREICHER	478	0,000%
MR PAUL ANTHONY HORROCKS	478	0,000%
MISS TINARIE POTGIETER	478	0,000%
MR GERRIT NAUDE	478	0,000%
MR NOEL DUNCAN DE VILLIERS	477	0,000%
MRS HEILA ELIZABETH RUDOLPH	477	0,000%
D AND M ELLIS COLE FAMILY	477	0,000%
MR CHRISTOPHER PAUL MIDDLEWICK	477	0,000%
MRS FLORA GAYLE ZAIDEL	477	0,000%
MR THOKE D T MASHIFANE	477	0,000%
MR BLAISE SOMMERVILLE	477	0,000%
MISS HANNAH POTGIETER	477	0,000%
MR MZINGAYE NHLAPO	477	0,000%
MR ASHLIN SEWSANKER	476	0,000%
MR DEVISHAN GOVENDER	476	0,000%
MR ZAKIR ABDUL RAHMAN	475	0,000%
MR BAREND FREDERIK NEL	475	0,000%
MR LEANDRAN GOVENDER	474	0,000%
MR RIVAAJ SINGH	474	0,000%
MS LINDELANI ZONDI	474	0,000%
MR BASIL RATHBONE	474	0,000%
MR TYRON ESCH	473	0,000%
MR FRANS WIUM	473	0,000%
MRS LYDIA MAPHEFO KOLOTI	472	0,000%
MISS KENSANI MATSINI	472	0,000%
MISS XOLISWA MALOKA	471	0,000%
MR MALESELA MABOTJA	471	0,000%
DR OMAR ABDUL CADER KADWA	470	0,000%
MR NTSEUOA MOTSIELOA	470	0,000%
MR MOLEFI CHARLES TELEKOA	470	0,000%
MR AZHAR MOHAMMED PARUK	470	0,000%
MR TEVIN MUDALY	470	0,000%
MRS NYAKALO VALELA	470	0,000%
MS DORAH MAWELA	468	0,000%
MISS ZANELE NENE	468	0,000%
DR ALLAH DITTA	467	0,000%
MRS CATHRINE MADGELENE SMITH	466	0,000%
MR THAVESH NAIDU	466	0,000%
MR ISAAC TLHARESEOLE TAWANE	465	0,000%
MR RICHARD WHITE	464	0,000%
MR GRAHAM BUCHANAN	464	0,000%
MR NKOSIKHONA VUKE	464	0,000%
MR MUHAMMAD SABJEE	463	0,000%
MR RORY CLARK	463	0,000%
MR ANDRIES POTGIETER	463	0,000%
MR IAN JAMES MC INNES	462	0,000%
MR NGAKA JAMES MAHAMOTSA	462	0,000%

Full Name	Shareholder Balance (number of shares)	Shareholder Balance %
DR ROBERT LEYLAND	462	0,000%
MR THOMAS PHIRI	461	0,000%
MR PHILIP HILL	461	0,000%
MISS SAMUKELISIWE LEMBEDE	461	0,000%
SBSA ITF PIC OLD MUTUAL EQUITY FUND	460	0,000%
MRS SHIRLEY CATHERINE RAFTESATH	460	0,000%
MR MICHAEL GLASSON	460	0,000%
MR ULTRIC ENGELBRECHT	460	0,000%
MR WILLIAM WALLACE LOW	458	0,000%
MRS LYNETTE SANDRA KAHN	458	0,000%
MS ZIYANDA MPETILE	458	0,000%
MR PETER SEBONYANE	457	0,000%
MS LIEZEL VISSER	457	0,000%
MRS SHIRLEY CARLYLE SIMMINS	456	0,000%
MRS YOLANDA MOKOENA ODUNTAN	456	0,000%
MR JAMES JOHN GRANT	454	0,000%
MR SOLOMON NTSHINIKI PHOKOBYE	454	0,000%
MR IMRAAN BUX	454	0,000%
MR RENALDO TIRUMOL	454	0,000%
MISS MEGHAN FIELDING	454	0,000%
MR ALBERT VAN DER WAAL	453	0,000%
UNCLAIMED MERCANTILE CUSTODIAL	452	0,000%
MISS ANNE SCHOONBEE	452	0,000%
MR RENARD NAIDOO	452	0,000%
DR YAHYA ATIYA	450	0,000%
MISS SARAH RAINE	450	0,000%
MR DONALD ERIC VAN HOOGSTRATEN	450	0,000%
BRUSCHI TESTAMENTARY TRUST	450	0,000%
MS MARIZA FREWEN	450	0,000%
MNR DANIEL C LE ROUX	450	0,000%
BOEDEL WYLE GYSBERT B VAN ZYL	450	0,000%
MR GAVIN MARC STEYN	450	0,000%
MR EVANGELOS FLORIAS	450	0,000%
MR RODERICK ROYCE VERCOE BULMAN	450	0,000%
MNR JAMES FREDERICK SMIT	450	0,000%
MR ZAEEM RAWOOT	450	0,000%
MR ROSS WILLIAM THOMAS JAKINS	450	0,000%
J F KALLIK	450	0,000%
MR MICHAEL Q ESERALDO	450	0,000%
MR MOGENTHERAN GANES REDDY	450	0,000%
MR LEE MCALISTER	450	0,000%
MR IAN KENNETH BELL	450	0,000%
MR TUMEDI R PHEFADI	450	0,000%
MR MUBEEN KHAN	450	0,000%
MR CHARLES THOMAS KELLY	450	0,000%
MR TSAMAI RATSELA	449	0,000%
MR RASHID METHAR	448	0,000%
MR. SHIRBIRAH PANCHBAI	448	0,000%
MR. AHMED SURTEE	448	0,000%
MR QIOA XAUKA	447	0,000%

Full Name	Shareholder Balance (number of shares)	Shareholder Balance %
MRS VICTORIA PSYCHOYOPOULOU	446	0,000%
MR LONDOLOZA SONGWEVU	446	0,000%
PROF HAZEL SUSAN BARNES	446	0,000%
MR JOEDRICH STANDER	446	0,000%
MR MOGWERA KHOATHANE	446	0,000%
MR TUMISHO JIMMY LEBESE	445	0,000%
MRS LINDRI JOY JORDAAN	445	0,000%
MR FARHAAN SHAMSOODEEN	445	0,000%
MS LINDIWE MTHEMBU	445	0,000%
MRS ELAINE CALCUTT REUNERT	444	0,000%
MRS ANN MARIA GABERSZIG	444	0,000%
MEV ANNEMARIE WENHOLD	444	0,000%
MR MARTIN MASEBENI	444	0,000%
MR ADAM TOUYZ	443	0,000%
MR LOGANATHAN MUNISAMY NAIDOO	443	0,000%
MS CARINA KASPERSEN	443	0,000%
MNR ADRIAAN VAN STADEN	442	0,000%
BLACKTHREAD CAPITAL(EST LATE LD LEK	440	0,000%
PROF ANTON VAN DER HOVEN	440	0,000%
PROF MICHAEL FRANK MANSEL JAMES	440	0,000%
MS TARRYN POPPESQOU	440	0,000%
MR JIVESH JUGMOHUN	440	0,000%
MRS PENELOPE ANNE JENKINS	440	0,000%
MR PRAHLAD MAKAN	439	0,000%
MS JOVITA LABAN	439	0,000%
MISS MOSEBO MASENYA	439	0,000%
MR PHILANI MLAWU	439	0,000%
MR GRANT DUNCAN	439	0,000%
WALBEHR PROMOSIE EN BELEGGINGS,	438	0,000%
MR MASSIMO UGO DANILO VENIER	438	0,000%
MNR JAN HEUKELMAN	437	0,000%
MR MULALO MBEDZI	437	0,000%
MR NKOSANA SIBANDA	437	0,000%
THE YVONNE RAATH FAMILY TRUST	436	0,000%
EST LATE KANE GERALD GORDON	436	0,000%
MNR JOHANN WILHELM SMALBERGER	436	0,000%
MRS JEAN MARY CRAWFORD BEALE	436	0,000%
MISS LAUREN KEEVE	435	0,000%
MR PAUL KUIPER	435	0,000%
MR SIPHAMANDLA DLAMINI	435	0,000%
MR HLABETSE COLLINS MADIKE	434	0,000%
MR ORAPELENG MONNAHELA	434	0,000%
MR THABO RODWICK MODIBA	434	0,000%
MISS HLENGIWE MNGUNI	434	0,000%
MR RAYHAAN SAMSODIEN	434	0,000%
THE LODRIEKA TRUST	433	0,000%
EXORS OF GLENYS CORINNE ELLIOTT	433	0,000%
EXORS OF MAUREEN CONSTANCE WOODROFF	433	0,000%
MR PRENTHAN CHETTY	433	0,000%
MR DAWIE VAN RENSBURG	433	0,000%

Full Name	Shareholder Balance (number of shares)	Shareholder Balance %
MAGENGE EQUITY HOLDINGS(PTY)LTD	433	0,000%
MRS ALRETHA BUYS	433	0,000%
MR DZUNISANI RAPUDI	433	0,000%
MR ZAEEM NALLA	432	0,000%
MR VYASAN PANDADU	431	0,000%
MR LAURENCE ERIC HAMBURGER	430	0,000%
MRS MIRMAN	430	0,000%
MR TIAAN ECKARD	430	0,000%
MS EVELYN KENEILWE MANTHABISE NG	429	0,000%
MR JUSTICE TABA	429	0,000%
MR MALOSE TERRENS SETHOGA	429	0,000%
MRS JESSIE KERR COLMAN	428	0,000%
MR EDWARD DIRKS	428	0,000%
MR FREDERICK BAREND KIRSTEN	428	0,000%
MR ZOLA MAVUKA	428	0,000%
MR LEON ALAN RICHMAN	428	0,000%
MR SIYABONGA LINOSE	428	0,000%
MS ATIYYA VALLY	428	0,000%
MR CHARLES FINDLEY MALCOLM	427	0,000%
MRS SUSAN ELIZABETH MONTGOMERY	427	0,000%
MR KENNETH HAROLD CRAMPTON	427	0,000%
MS CANDICE UNSWORTH	427	0,000%
MR WALTER RITSON	427	0,000%
MR NIGEL ARMSTRONG	427	0,000%
MR PETER MEIHUIZEN	427	0,000%
THOMAS EDWARD JONES ESQ	426	0,000%
MR ALAYNE MOSELEY	426	0,000%
MR FRANK A R MILLWARD	426	0,000%
MS LEZANDI BASSON	426	0,000%
MR JOHAN LAMPRECHT	426	0,000%
MS PRINCESS NOMTHANDAZO LEGODI	426	0,000%
MR BENJAMIN CLODE	426	0,000%
MS ALUWANI FAITH TSHANGWANE	425	0,000%
MR ELGAR ROGALY	424	0,000%
MR ROBERT GEMMELL	424	0,000%
MR PENNY KHONGOTELA MAKHUBELA	424	0,000%
MRS NAIRA LENNOX WILLIAMS	423	0,000%
MR SELVAN SOOBAMONEY GOVENDER	423	0,000%
MR ANTHONY BERWICK CROOKES	422	0,000%
MR KANNIE GOVENDER	422	0,000%
MS SUSAN MCNAUGHTON	421	0,000%
ROBUR INVESTMENTS (PTY) LTD	421	0,000%
MR ZIYAAD MOOLLA	421	0,000%
MR MOGAMBERY PILLAY	420	0,000%
MR CHARLES ANDREW BAKER	420	0,000%
MR GIDEON MARX	420	0,000%
MR NIGEL KEITH ADDYMAN	420	0,000%
MISS MB GARLICK	420	0,000%
DR ABDOOL-RAZACK ABDUL-CADER PEER	420	0,000%
MR ANGUS MCKENZIE	420	0,000%

Full Name	Shareholder Balance (number of shares)	Shareholder Balance %
MISS NICOLA TOTO	420	0,000%
MR WARREN STEVENS	420	0,000%
MS ZINGISA MALULEKE	420	0,000%
MRS VUYOLWETHU NTSHABELE	420	0,000%
MR PRIVILAGE L CHIIMBA	420	0,000%
MR SUDHIRKUMAR DOOLABH	419	0,000%
MS ZARIA DAVIES	419	0,000%
MISS NOSIPHO DLAMINI	418	0,000%
MISS SASHA KANGLEAS	417	0,000%
MR ARSHAD SHABOODIEN	417	0,000%
MR BENNIE HOFFMAN	416	0,000%
MR DAVID DIONISIO FARELO (F/A)	416	0,000%
MR LUVUYO SILANDELA	416	0,000%
MR MASHIA JETHRO MACHABA	416	0,000%
MS NERESSA GOVENDER	416	0,000%
EXORS OF JOHN WILLIAM WATKINSON	415	0,000%
PROF CHRISTOPHER CHARLES SAUNDERS	415	0,000%
MISS RAPELANG MAHLAELA	415	0,000%
MR THEMBA LAMANE	415	0,000%
MR THEODORE SODALAY	414	0,000%
MR EDUARDO DA CAMARA	414	0,000%
MR SUDHEER SINGH	414	0,000%
MR TSHEPO MONYEMBO	413	0,000%
MR MUHAMMED ESSAY	413	0,000%
MR STEPHANUS A COETZEE	413	0,000%
MR SUGENDRA RUGHUPATHY NAIDOO	413	0,000%
MRS MPUTLE MATEBANE	413	0,000%
MR PRENESH PILLAY	413	0,000%
MR DEREK NORMAN FIELD	413	0,000%
MR DARREN LUKE FROST	413	0,000%
MNR ANTONIE LE ROUX	412	0,000%
MR EDWARD ROY JONES	411	0,000%
MR JEREMY JAMES STUART	411	0,000%
MR DAVID JAMES MUNRO	411	0,000%
MR WILLEM ANDRIES COETZEE	411	0,000%
MRS OLGA CARDOSO	410	0,000%
MR REAGAN MAEPA	410	0,000%
MISS OLIVIA CLODE	410	0,000%
MR RICHARD JACK WYNCH FALKNER	410	0,000%
MR MOGAMAT RIEDWAN HASSEN	409	0,000%
MR MOHAMMED PEER	409	0,000%
MR SEBUWA MOHLOPI	409	0,000%
MR THEO BOTHA	409	0,000%
MR DAVID GEORGE GREEN	408	0,000%
MR THOMAS MOHALE	408	0,000%
MRS ANGELA MOIRA FARLEY	407	0,000%
MISS JEANINE KOTZE	407	0,000%
MR JONATHAN WILSON	407	0,000%
MR FERDINAND JACOBUS SCHMIDT	407	0,000%
MR ANIL JASON RINQUEST	407	0,000%

Full Name	Shareholder Balance (number of shares)	Shareholder Balance %
MR JOHANNES POTGIETER	407	0,000%
MR PIETER VAN BILJON	406	0,000%
MS AMREETHA CHETTY	406	0,000%
MR STEPHEN TRUTER	406	0,000%
MRS ROSEMARY SANDRA EUGENIE	406	0,000%
MR EBRAHIM RAHMAN	405	0,000%
MRS VALERIE ARLENE HURWITZ	405	0,000%
MR WILLIE-JANSE AUGUSTUS KRUGER	405	0,000%
DR TEBELLO ABRAHAM MOSIA	405	0,000%
THE MCGREGOR FAMILY TRUST NO 2 A/C	405	0,000%
MRS MARIAN ETHNE VAN DER MERWE	405	0,000%
MR SIPHESIHLE MGOBOZI	405	0,000%
MR BAKER	405	0,000%
MR FUMANI MTHEMBI	405	0,000%
MR RICHARD D WHITE	405	0,000%
MR MARK KRAUSE	404	0,000%
MS WILNA JOHANNAH MEIRING (VESTED)	404	0,000%
MR ZAAKIER BOOLEY	404	0,000%
MR ABRAHAM LOUW	404	0,000%
MR GREGG PHILLIPS	404	0,000%
MORGAN STANLEY AND COMPANY	403	0,000%
MR WYNAND CILLIERS	403	0,000%
MR MNQOBI SIYANDA MAGWAZA	403	0,000%
MR DAVID KRUMBOCK	403	0,000%
MRS RENEE LABUSCHAGNE	403	0,000%
MS JUDITH ANN SNEGG	403	0,000%
ROGER JAMES CLACK ESQ	402	0,000%
MR HENRI RAUBENHEIMER	402	0,000%
MS VALERIE ANN CLACK	401	0,000%
MR IKANENG MALEBYE	401	0,000%
MR NICHOLAS TUCKER	401	0,000%
MRS SHARON GAIL MORRISON	400	0,000%
MS JOANNE GAIL KAPLAN (E/LATE)	400	0,000%
DR JAN HENDRIK SCHOLTZ	400	0,000%
PATVIN TRANSLINK (PTY) LTD	400	0,000%
CHARLES EDWARD GRIFFITH FOX ESQ	400	0,000%
MR ELIAS JOHANNES ARVESEN LERVIK	400	0,000%
MRS DOROTHY ESTHER BOYD	400	0,000%
MR COLIN NOEL CHAPLIN	400	0,000%
MR HUGH DUDLEY IRELAND	400	0,000%
MR DOUGLAS WEIR THOMAS	400	0,000%
MRS MARTHA JOHANNA VAN ZYL	400	0,000%
THE ESTATE OF WILLIAM GORDON	400	0,000%
MEV MARLETTA ELSA VISSER	400	0,000%
MR LINDSAY FRAM EARL +	400	0,000%
MR MICHAEL NEWTON JARMAN	400	0,000%
MR STRUAN JOHN BOSMAN	400	0,000%
MR KOOMARVAL SOOBRAMONEY NAIDOO	400	0,000%
MR MASHUDU JOSAYA NETSHIPALE	400	0,000%
MR JAMES T VAN ZYL	400	0,000%

Full Name	Shareholder Balance (number of shares)	Shareholder Balance %
MRS EL-RINA DU PREEZ	400	0,000%
MR ISMAIL EBRAHIM GARDEE A/C VIZ	400	0,000%
MR PATRICK JOSEPH MANTHEY	400	0,000%
MR ROBERT DOUGLAS ISTED	400	0,000%
MR ANDREW DONALDSON	400	0,000%
MISS TAYLA JUNE PEPPER	400	0,000%
MR RYAN ANTHONY PEPPER	400	0,000%
MR DENVER GEORGE NAICKER	400	0,000%
MEV ANNA CATHERINA KOTZE	400	0,000%
MR FRANCIS BROMLEY BRADFORD	400	0,000%
MS ABIGAIL SIMONE RALPH	400	0,000%
MISS GABRIELLA RALPH	400	0,000%
MRS ANNA S WESTHOF	400	0,000%
MR LUIGI BEVILACQUA	400	0,000%
MR MITCHELL JAMES WORTH TERBLANCHE	400	0,000%
MRS VUYOKAZI VICTORIA MOYA	400	0,000%
MR WANDILE KUBEKA	400	0,000%
MR CONRAD ROUX	400	0,000%
MR LAURENT BALT	400	0,000%
MR SANDRO-MIQUEL SOUSA VICENTE DE	400	0,000%
MR DAVID NOEL VAN ROOYEN	400	0,000%
DR ZIPHOZONKE MAFIKA	400	0,000%
MISS NOKUTHULA DUBE	400	0,000%
MISS MIRANDA NXUMALO	400	0,000%
MR JOHANNES STEENEKAMP	400	0,000%
MRS NANETTE VAN RENSBURG	400	0,000%
MR KHANGALE ZACHARIA MALIGANA	400	0,000%
MR NAVEEN RAJOO	400	0,000%
MR EDWARD JAMES DRYDEN	400	0,000%
MR KYLE P BAILEY	400	0,000%
MR MAKHEHLA NKOSI	400	0,000%
MRS NONKULULEKO MOOROSI	400	0,000%
MR MICHAEL BARRY SEARS	399	0,000%
MR TASVEER BHAGWANDIN	399	0,000%
MRS HARRIET CATHARINA PIENAAR	398	0,000%
PROF CAROLINE KHOATHANE	398	0,000%
MR KING THABANI KHUMALO	398	0,000%
MR BYRON VATHER	398	0,000%
MR ARNO COMBRINK	397	0,000%
MRS LUCILLE MILLS	396	0,000%
HSBC BANK PLC CLIENTS 2	396	0,000%
MR EDUARD ROOS	396	0,000%
MISS QUEEN MOKWENA	396	0,000%
MRS MEHZABIN MOHAMED	396	0,000%
MR MUSA NOOR ADAM	395	0,000%
DR ZIYAAD WAJA	395	0,000%
MR QUENTIN VAN RENSBURG	395	0,000%
MS MEGAN BAIRD	395	0,000%
MR DALUKHANYO KHAYA ZILWA	395	0,000%
MS CEBILE NTULI	395	0,000%

Full Name	Shareholder Balance (number of shares)	Shareholder Balance %
MR AUBREY DUNCAN VORSTER	394	0,000%
MR HAROON AHMED KOLA	394	0,000%
THE SNIPE MARSH FARM TRUST	394	0,000%
MRS BEVERLEY GRACE KITCHING	394	0,000%
MR KELBY TANSLEY	394	0,000%
MR MBUSO NQAKWE	394	0,000%
MR SELLO MASHABELA	393	0,000%
MR MOHAMED KARA	393	0,000%
MR LEON CHRISTISON	393	0,000%
MR SIPHO TREVOR ZWANE	393	0,000%
MR DINGANE MATTHEWS MNCUBE	392	0,000%
MS YOLANDA DE BEER	392	0,000%
MRS LYNETTE M JEMPSON	391	0,000%
MR JULIAN GOVENDER	391	0,000%
MR MOEKETSI BAKANE	391	0,000%
MISS LERATO MAGABANE	391	0,000%
MISS JANA RAUBENHEIMER	391	0,000%
MR MUHAMMED FUAD MOTALA	391	0,000%
MR NEKHIL SAHIBDEEN	391	0,000%
MR TELEKI MAKUA	391	0,000%
MS THEMA MKHABELA	391	0,000%
MR INUS LINDE	391	0,000%
MR SIVESHEN PUCKAREE	391	0,000%
MR MPUMEZO MATHIBE	391	0,000%
MRS MARGARET WINIFRED CROCKER	390	0,000%
MS MARTHA PETRONELLA BORNMAN	390	0,000%
OLD MUTUAL CASH SUSPENSE ACCOUNT	390	0,000%
MR MARK ATTREE	390	0,000%
MR CRAIG LOUW	390	0,000%
MR VUKANI LINDOKUHLE MSELEKU	390	0,000%
MR MFANUFIKILE PHEWA	390	0,000%
MR HUGO BRAND	390	0,000%
MR TREVOR FERGUSON	390	0,000%
MR PAUL VAN ROOYEN	390	0,000%
JEFFREY ROBERT CLACK ESQ	389	0,000%
MR PETER ORFANIDIS	389	0,000%
MR WHITTAL	389	0,000%
MISS KIMIRA GOUNDEN	389	0,000%
MR MOHAU SELLO	389	0,000%
MR LUNGISILE CHAYICHAYI	388	0,000%
MR TAURAI RAPHAEL PFUNYE (NON RES)	387	0,000%
ELEVEN LA LUCIA CC	387	0,000%
MR JACQUES MIDDEL	387	0,000%
MRS LIANA STEYN	387	0,000%
MR SANTIAGO RABELLINI	385	0,000%
MRS SUE BERGH	385	0,000%
DR JACO DE GROOT BOTMA	385	0,000%
MR PAUL DAVID RICHARD HOLDEN	384	0,000%
MR DIRK BARNARD	384	0,000%
MR JEAN-PIERRE FRANCOIS DU PLESSIS	384	0,000%

Full Name	Shareholder Balance (number of shares)	Shareholder Balance %
MRS AYSHA BOBAT	383	0,000%
MR LOUIS EDMUND BENJAMIN	383	0,000%
LEANNE LEVY INVESTMENT TRUST	382	0,000%
MRS LIZE BEZUIDENHOUT	382	0,000%
CLIVE LEYLAND FAMILY DISCRETIONARY	382	0,000%
MR TERRENCE HILL	382	0,000%
MR NOEL SOLOMON	382	0,000%
MR THOMAS SITHOLE	382	0,000%
MR JANNES OLIVIER	382	0,000%
MNR ERIK MARE	382	0,000%
MR ENOCK RABOTHO MALAPANE	382	0,000%
MNR ADRIAAN ANDRIES DE CLERCO	381	0,000%
MRS ROSEMARIE HANNWEG	381	0,000%
MRS THOKOLOANE MATHATO PUTSOA	381	0,000%
MR JOHAN ODENDAAL	381	0,000%
MRS AYESHA BHAMJEE	381	0,000%
ROXBURGH FAMILY TRUST	380	0,000%
MRS LESLY KAREN SMIT	380	0,000%
BREEN FAMILY TRUST	380	0,000%
MR AHMED ZAKFIHL BUX	380	0,000%
MS LETICIA HANISE	380	0,000%
MR TENDAI RUGUBE	380	0,000%
MISS ADRI VAN DER MERWE	380	0,000%
MR THATO LUCKY KUNENE	380	0,000%
MR SCOTT WHITEHEAD	380	0,000%
MRS ANNA LOMBARD	380	0,000%
MR CORNWILL WEITSZ	380	0,000%
MR ZIYAAD JOOSAB	380	0,000%
MR D VAN VENTER	380	0,000%
MR EBRAHIEM KAMMIES	379	0,000%
MR MAURICE MOLOKO	379	0,000%
MR NKULULEKO OSCAR THUSI	379	0,000%
MR JURGEN WOLF	378	0,000%
MR CEDRICK XULU	378	0,000%
MS PAM LEWIS	378	0,000%
MR BARRY SMIT	377	0,000%
MR RAYHAAN SAMSODIEN	377	0,000%
MR ALLEN HARRIS	377	0,000%
MRS KAYLA SMITH	377	0,000%
MR DUMISANI NDIMANDE	377	0,000%
MNR ADAM HERCULAAS VILJOEN	375	0,000%
DR JACOBUS SCHABORT MEYER	375	0,000%
MR THE HERMAN UYS FAMILY TRUST	375	0,000%
MRS MELISHA BEEKARUN	375	0,000%
ALL OUT AFRICA FOUNDATION	375	0,000%
MR KGOMOTSO NDHLOVU	375	0,000%
MR SANDISO NDZIWENI	375	0,000%
MR JOSHUA DE KOCK	375	0,000%
MR BAYANDA NXUMALO	375	0,000%
BR FINANCIAL (PTY) LIMITED	374	0,000%

Full Name	Shareholder Balance (number of shares)	Shareholder Balance %
MRS GAIL ANN JACKSON	373	0,000%
MR JEETEN MITHA	373	0,000%
MR PRANESH SINGH	373	0,000%
MR THAMSANQA YENDE	373	0,000%
MRS GINA D S GOMES-HOLMAN	373	0,000%
MR SIBONGILE MASUMPA	372	0,000%
MR SENZO GAMBU	372	0,000%
MRS MARGARET FORBES RODSETH	371	0,000%
MS CHRYSTAL WILLIAMS	371	0,000%
MR DUMISANI MTSHWENI	370	0,000%
DR THANDI NOTHANDUXOLO MTSI	370	0,000%
MS MPHO ROSE HLAULI	370	0,000%
DR DAWID VAN DEN HEEVER	370	0,000%
MR EDWARD VINCENT	370	0,000%
MR LUDWIG VENTER	370	0,000%
MR JUGENE PFAFF	370	0,000%
MISS MARCIA SIKHOSANE	370	0,000%
MRS DIANA MACHABA	370	0,000%
MRS ELMARIE EYBERS	370	0,000%
MR PETRUS VILJOEN	370	0,000%
MEJ INGRID MUHL	369	0,000%
LEGAE SECURITIES - SUSPENDED SHARES	369	0,000%
MR ALVIN VAN STADEN	369	0,000%
MR WILLEM BURGER	369	0,000%
MISS NOBUHLE MNQAYI	369	0,000%
MR LEON CARL RICHARDS	369	0,000%
SBSA ITF PIC OLD MUTUAL BALANCED	368	0,000%
MR ABEL MOKWENE	368	0,000%
MR LESLIE NAIDOO	368	0,000%
DR RIAZ OSMAN	368	0,000%
MISS NAZRANA SULTAN	367	0,000%
MR AVESH SUNDARLAL	367	0,000%
MR WARREN FIELDING	367	0,000%
MR SANDILE NCANANA	367	0,000%
MRS DARIYA DALVIE	367	0,000%
MR HILTON FITZ-HUGH ELLIOTT	366	0,000%
MRS VUYEKA YABO	365	0,000%
MR SUMEETH GUJRAJAH	365	0,000%
PURE TRADE 4 (PTY) LTD	365	0,000%
B P FIELD WILL TRUST	365	0,000%
MR HENDRIK B GERICKE	365	0,000%
MR IZAK SCHREIBER	365	0,000%
MS CARLA HALL	365	0,000%
MRS CECILIA KUSEL	365	0,000%
MR OLUWAFEMI FASAN	365	0,000%
MR SIYABULELA MAGADLELA	364	0,000%
MR RICHARD MELLON	364	0,000%
MR TSHEPO TIRO	364	0,000%
MR IMMANUEL AMUPADHI	363	0,000%
MISS SUZANNE SWART	363	0,000%

Full Name	Shareholder Balance (number of shares)	Shareholder Balance %
MRS VARSHA MITHA	363	0,000%
MR NEO JAN SHIKA	363	0,000%
MRS ASHLEIGH ALEXANDRA COETZEE	362	0,000%
DR BIDDY BUCHANAN-LEE	361	0,000%
MS ONGEZIWE THOZAMA MAXOPANI	361	0,000%
MS DININE JANSE VAN RENSBURG	361	0,000%
MR BONGANI MBELE	361	0,000%
MR DENZIL T REDDY	360	0,000%
MR YUDHISTAR SUTAN	360	0,000%
MR MARCO ANELLI	360	0,000%
MRS INGRID DE WAAL	360	0,000%
MR PIETER GROVE	360	0,000%
THE ZULEIKHA MAYAT TRUST	359	0,000%
MR DON SOLOMONS	359	0,000%
MR MARK DAVIS	359	0,000%
MR MORNE A ROSE	359	0,000%
MR ETIENNE ROBERT BOSCH	359	0,000%
MS JOSEPHINE REY	359	0,000%
MR TSHEPANG MOKOENA	357	0,000%
MR WARREN ROHNER	356	0,000%
MR PASCAL LEBOGANG MACHERU	356	0,000%
MRS KIM CHETTY	356	0,000%
MR SWELIHLE NZAMA	356	0,000%
MR PAUL WILLIAM MORRIS	355	0,000%
MRS RABEA WADEE	355	0,000%
MR IGNACE MARIO KARL REICH (NO 2	355	0,000%
MR CLIVE MARTIN SEARLE	355	0,000%
MS VUYILE MATYEKA	355	0,000%
MR DOUW VAN ZYL	355	0,000%
MR MOHAMMED MIA NO 1 ACC	354	0,000%
MRS BEVERLEY MERYL ALISON	354	0,000%
MISS THEMBELIHLE MAJOZI	354	0,000%
MR PJ LOURENS	354	0,000%
MR ANDREAS LODEWICKUS VENTER	354	0,000%
MR EPHRAIM MUKONO (NON RES)	353	0,000%
MR BRETT OLIVIER	353	0,000%
MR MAPURUNYANE LETSOALO	353	0,000%
MR NTSAKO KHOSA	352	0,000%
MRS RAZIA MINTY	352	0,000%
MR JUSTIN NORRIS	351	0,000%
MS SNENHLANHLA MDLULI	351	0,000%
MR DOMINIC HLOPHE	351	0,000%
ESTATE LATE THEMBA SAMUEL MNISI +	350	0,000%
MR DENIS LANDAU	350	0,000%
DR SURIAPRAKASH ANIRUDH SUNICHUR	350	0,000%
MEV DINA MARIA MAGDALENA MYBURGH	350	0,000%
MR JOHN M MERRICK	350	0,000%
MR RYAN NELSON	350	0,000%
MR JP DU RANDT	350	0,000%
MR BRADFORD THOMAS DALE	350	0,000%

Full Name	Shareholder Balance (number of shares)	Shareholder Balance %
MR CHASE DRAPER	350	0,000%
MR MAZWI MAPHANGWA	350	0,000%
MR RODGERS NIRANJAN	350	0,000%
MR THEOLIN GOVENDER	350	0,000%
MR JAMES H FLEETWOOD	350	0,000%
MR JOHANNES THAKANTSHALA MOFOKENG	350	0,000%
MR STEVEN MACDONALD	350	0,000%
ESTATE LATE KEITH BRIAN HADDEN	350	0,000%
MR PATRICK MUZHINGI	350	0,000%
MR PETRUS TALJAARD	349	0,000%
MR SIMPHIWE ZONDI	349	0,000%
MR SIYA DYUBENI	349	0,000%
MR NKWENKWEZI SIYABONGA NGOMA	349	0,000%
MR RAFUBE GEORGE MOTHIBELI	349	0,000%
MS TEBOGO MAABANE	349	0,000%
MRS AYSHA ABDOOL HOOSEN	348	0,000%
DR JILL MARGARET ARNOTT	348	0,000%
MISS EDITH BERYL HARDMAN	347	0,000%
EXORS OF KATHLEEN BERYL MARFELL	347	0,000%
ANTHONY JAMES DE FAYE POIDEVIN ESQ	347	0,000%
MRS KATHLEEN RYAN	347	0,000%
MR WILLIAM JOHN SKINNER	347	0,000%
MRS PATRICIA MAY GOELST	347	0,000%
MR GERDUS VAN ZYL	347	0,000%
MR EDWIN VENKATSAMI	347	0,000%
DR IMRAN RAWOOT	347	0,000%
MR ALWYN VAN DER WALT	347	0,000%
MS BUSISIWE MFUNDA	347	0,000%
MISS MARY CHAUKE	347	0,000%
MR KUBAN PANDARUM	347	0,000%
MR KISHEN MAHESH	346	0,000%
MR MISCHAN DE JAGER	346	0,000%
MR NARAINPERSAD SEWPERSHAD	346	0,000%
MR RAPHAEL JACK RIMER	345	0,000%
MR MOHAMMED ABDUL SAMAD MINTY	344	0,000%
MR NTOKOZO HLOPHE	344	0,000%
MR ERICK VUSUMUZI GCABA	344	0,000%
MR SOLLY MUKHARI	344	0,000%
MR JACO KRUGER	343	0,000%
MR ALFRED CHAMPION	343	0,000%
MR CLAYTON SIBANDA	343	0,000%
MR KUMARAN REDDY	343	0,000%
MR QONGINKOSI SOLLY MALULEKA	342	0,000%
MR JASPER MUTSIRIKO	342	0,000%
MR BYRON CARNIE	342	0,000%
DR KEVIN CHARLES WESTERMANN	341	0,000%
MR VINCENT THABANG PHORA	341	0,000%
MR ZWELONKE ZULU	341	0,000%
MRS VIRGINIA M MOIFO	340	0,000%
MR SHAHEEN AHMED	340	0,000%

Full Name	Shareholder Balance (number of shares)	Shareholder Balance %
MR JASON COLLINS	340	0,000%
MISS DIKHETHO LEBUSA	340	0,000%
MRS NORA O BOYLE	339	0,000%
MR OVESHAN CHETTY	339	0,000%
MR ANDRE MAZOMBE UMBA	339	0,000%
MR MALIBONGWE NXUMALO	339	0,000%
MR KHOLOFELO MAGAGANE	339	0,000%
ESTATE LATE REYN EKSTEEN	338	0,000%
MR RICARDO PEREIRA	338	0,000%
MRS VIKASHNI TASH GHAZI	337	0,000%
MR CORNE LAING	337	0,000%
MISS ZANELE MANYISA	337	0,000%
MR BAREND SMITH	336	0,000%
MISS SINETHEMBA HLONGWA	336	0,000%
MR MBULELO NDLOVU	336	0,000%
MRS KRIBASHNEE SEWNARAIN	336	0,000%
MR ABRAHAM SHIPENA	335	0,000%
MR EMMANUEL BIYELA	335	0,000%
MR AKHONA MZIMANE	335	0,000%
MR BENNIE KRUGER	335	0,000%
MR MICHAEL WEBB	335	0,000%
MR OLOFF SIEBERHAGEN	334	0,000%
MR MATHABATHA MOHLAPAMASWI	334	0,000%
MRS ALETTA ELIZABETH TOMASCHKO	334	0,000%
MR NAEEM MANSOOR	334	0,000%
MR ADHIR RAMJIWAN	333	0,000%
MR ANDRE WILLEMSE	333	0,000%
MR FRANCOIS COETZEE	333	0,000%
MR HAMZAH FULAT	333	0,000%
MS TARRYN AUGUST	333	0,000%
MR KONRAD BINDEMAN	333	0,000%
MALCOLM FREDERICK CARDINAL ESQ	332	0,000%
MRS FATIMA DAYA	332	0,000%
MRS MOAZA DAYA	332	0,000%
MS ILANIT SHAPRIO	332	0,000%
MISS MARNIE LAURA KEMP	332	0,000%
KEMP JOHN PETER	332	0,000%
MR NYIMPINI MABUNDA	332	0,000%
MR BRYCE PILLAY	332	0,000%
MR LUADE ZANE CROSS	332	0,000%
MISS RAKHI RAMPERSAD	332	0,000%
ESTATE LATE ELAINE MARGARET	332	0,000%
MR FRANCOIS COMBRINCK	331	0,000%
MR ROGER MOONSAMY	331	0,000%
MR XOLANI DLOMO	331	0,000%
MRS BARATI KEOTSHABETSE AGNES	330	0,000%
MRS AYESHA LAMBAT	330	0,000%
CREDIT SUISSE INTERNATIONAL	329	0,000%
MR SHELDON CRAIG RAMKELAWAN	329	0,000%
MR VEKERSHLIN ARCHARY	329	0,000%

Full Name	Shareholder Balance (number of shares)	Shareholder Balance %
MR ZUHAYR DALWAI	329	0,000%
MISS XOLELA XALA	329	0,000%
DR COLIN ARTHUR FOORD	328	0,000%
MR CHRISTOPHER KORTENHOEVEN	328	0,000%
DR SYBRAND GERHARD DE BRUIN	328	0,000%
DR MAALIKA VARACHIA	328	0,000%
MR JASON M ZIMMERMANN	327	0,000%
MRS KHOLOFELO MAKALANCHECHE	327	0,000%
MR GUNTER REINHARD SCHUMANN	327	0,000%
MRS CHERYL DAWN PRETORIUS	326	0,000%
MR ANTHONY KAWITZKY	326	0,000%
MRS NOKWANDA DLAMINI	326	0,000%
MR WAYNE CORNELIUS	326	0,000%
MR GUILLAUME DE VILLIERS	326	0,000%
MRS SELECCA SINGH	326	0,000%
MISS FLORA SHEILA STEPHANIA BORGESE	325	0,000%
DR PETER LAWRENCE MOORE	325	0,000%
MRS JUDY KLEYNHANS	325	0,000%
MR PAUL GEORGE TROLL	325	0,000%
MR JAN JOHANNES LOURENS HUMAN	324	0,000%
MR ANURATHAN NAICKER	324	0,000%
MR HULISANI MATODZI	324	0,000%
MR TAKALANI MISHASHA	324	0,000%
FOXROM (PTY) LTD	323	0,000%
MR VALUELESS AND DELISTED SHARES	323	0,000%
MISS JAN VAN WYK	323	0,000%
MR SIZWE KHOZA	323	0,000%
MR TEDDY DURI	323	0,000%
MR MMBULUNGENI RALIKHWATHA	323	0,000%
MR LIONEL SMITH	322	0,000%
MR JOHRU ROBYN	322	0,000%
MR MUAMER AMOD	322	0,000%
MR KARABO RAPOO	322	0,000%
MR JOHANNES CHRISTOFFEL MARITZ	321	0,000%
MR SIFISO BANDA	321	0,000%
MS CONSTANCE ELIZABETH ELELLWANG	320	0,000%
MR CLAUDY ANDREW NAIDOO	320	0,000%
MRS ANNA MARGARETHA JOUBERT	320	0,000%
MR VULINDLELA MCEBO SIFISO ZIKHALI	320	0,000%
MNR CHARLES KINGSLEY HOPKINS	320	0,000%
MS LINDIWE KOTELO	320	0,000%
MR VISHALL NANA	320	0,000%
MR WERNER HERBST	320	0,000%
EST LATE UNUS C KADIR	320	0,000%
MISS UYARILWELA NETHENGWE	320	0,000%
MISS BERVELEY FRASER	320	0,000%
MRS SUSAN JANET BIRLEY	319	0,000%
MR LINTON LUGG	319	0,000%
MR MARITZ VERWEY	319	0,000%
THOMAS GERMAN STRANGWAYS ESQ	318	0,000%

Full Name	Shareholder Balance (number of shares)	Shareholder Balance %
MRS STELLA GAWTHROP	318	0,000%
MR WILLIAM LESLIE BIRKS	318	0,000%
MR VICTOR ROBERTSON	318	0,000%
MR GEORGE HUBERT ANTLIFF	318	0,000%
MR COLIN KRIEL	318	0,000%
SARAN TRUST	318	0,000%
MR LUTHANDO NDAMASE	318	0,000%
MRS ZAHIEDA VALLY	318	0,000%
MISS MARY HARRIET WEBB	317	0,000%
MISS HAJARA SULIMAN JADA	317	0,000%
MISS KARISHMAA RHUGBEER	317	0,000%
DR ANDISWA SINDAYI	317	0,000%
MR BONGANI KHUZWAYO	317	0,000%
MISS SARAH HELEN WEBB	316	0,000%
MR SUNDAY MASHININI	316	0,000%
MR MODISE SEBEKEDI	316	0,000%
MR RYAN MOORE	316	0,000%
MR ENOS MAROTHI LETSOALO	316	0,000%
MR SHAKA NEMAKONDE	316	0,000%
MR CASPARUS JOHANNES BOSMAN	315	0,000%
MR VISHEN NAIDOO	315	0,000%
MR BHEKA NGEMA	315	0,000%
MR ARNO P MALHERBE	315	0,000%
MR JUAN JONK	315	0,000%
MR. BERND JANOTTA	315	0,000%
MRS MARY LUCAS	314	0,000%
MR RAMATAU NATHANIEL MAKGATA	314	0,000%
MISS SHEREEN SULIMAN GARDEE	314	0,000%
MR YUL MALZAHN	314	0,000%
MR THANDUXOLO NGCELWANE	313	0,000%
MR SURAJ BUDEN SINGH	313	0,000%
MR ASHRAF HOOSAIN CAMROODIEN	313	0,000%
MISS TINTSWALO BEVERLY HOMU	312	0,000%
MS NICOLA KATHRYN COATES	312	0,000%
MISS JERMINA NEDIDIDI	312	0,000%
CORPORATE ACTIONS UNCLAIMED A/C NO	311	0,000%
THE HURST FAMILY TRUST	311	0,000%
MR DAVID LETSOALO	311	0,000%
MRS GILLIAN BRITTAN	311	0,000%
MRS DOROTHY JOHANNA BUHR	310	0,000%
MR ABDOOL HACK ABDOOL VAHAB KAJEE	310	0,000%
MR MEHMOOD ABDOOL VAHAB KAJEE	310	0,000%
MISS GRETCHEN GERALDINE COETZEE	310	0,000%
MR CAMERON NEL	310	0,000%
DR KENNEDY ERLWANGER	310	0,000%
MR KATLEGO KHOBO	310	0,000%
MR SENGADI SEROBA	310	0,000%
MRS SHARON ETHNE LEVITAS	309	0,000%
MRS AGNES HELEN VAN RENSBURG	309	0,000%
MICHAEL JOHN HAWTHORN BARNETT ESQ	309	0,000%

Full Name	Shareholder Balance (number of shares)	Shareholder Balance %
MEV ELIZABETH HILLS	309	0,000%
PROF GABRIEL GIDEON ROUSSEAU	309	0,000%
MR OTTIE NCUBE	309	0,000%
MS NONJABULISO PODILE	309	0,000%
MRS YUMNA MOHAMED	309	0,000%
NEW CALEDONIA TRUST	309	0,000%
MR STEFAN GERARD OBERHOLZER	309	0,000%
BRIAN WILLIAM DAVID HOBBS ESQ	308	0,000%
MR KARABO SKOSANA	308	0,000%
MRS HILLARY FINKELSTEIN	307	0,000%
MNR GIDEON ALWYN GYSBERT ZANDBERG	307	0,000%
MRS SUSHEILA GOVENDER	307	0,000%
MISS THEMBISILE MADONSELA	307	0,000%
MISS PIETER IGNATIUS FERREIRA	307	0,000%
HENDRI SMIT TRUST	306	0,000%
MRS NADIRA SHABOODIEN	305	0,000%
THE VASEY TESTAMENTARY TRUST	305	0,000%
MRS NOMATHEMBA PRIMROSE DUBE	305	0,000%
MR MAKE-PEACE THALENTE MNIKATHI	305	0,000%
MR LUNGA MCUNU	305	0,000%
MR SIPHOSENKOSI NGOYO	305	0,000%
MR NATHANIEL GOVENDER	305	0,000%
MR MUHAMMAD NORAT	305	0,000%
MRS SUSAN LINDSAY	305	0,000%
MR LEON KAPLAN	304	0,000%
MEV ESTHER SANTA-TERESIA LESSING	304	0,000%
MR YOOSUF KALLA	304	0,000%
MR MUHAMMED IQBAL YUNUS MAHOMED	304	0,000%
MR MURRAY P DELL	304	0,000%
MR PAUL KIRCHMANN	304	0,000%
MR BRUCE MACGILL DUNN	304	0,000%
MR TEBOGO MABOTSA	304	0,000%
MS MASHUDU ELINA TSHIFARO	304	0,000%
MISS ROXZANNE PRINSLOO	304	0,000%
MR LEESHEN THAVER	304	0,000%
MR RUAN MEYER	303	0,000%
MR FORTUNE PHOOKO	303	0,000%
MISS OMPHEMETSE PHEFO	303	0,000%
MR KARABO KOMANE	303	0,000%
MRS ROCHELLE MARAIS-BOTHA	303	0,000%
MR GARTH KIMBER	302	0,000%
MASTERS HODGSON GRAY TRUST	302	0,000%
MRS ALLETA M MAHLABA	302	0,000%
MR THERO SELLO	302	0,000%
MRS ELIZABETH MARIA VERGOTTINI	301	0,000%
MRS LESLEY ADAIRE WEBBER	301	0,000%
MR FREDERICK PETER SCHMITTDIEL U/D	301	0,000%
MR SIPHATHISIWE PATRICIA SIBANDA	301	0,000%
MR STEYN SWANEPOEL	301	0,000%
MR WILLEM PETRUS VAN WYK	301	0,000%

Full Name	Shareholder Balance (number of shares)	Shareholder Balance %
MR RONNIE BOVILL	301	0,000%
MS SEITEPO JULIA MOENG	301	0,000%
MR DANE PILLAY	301	0,000%
MR HULISANI MANTSHIMULI	301	0,000%
MR CHAD SCALZINI	301	0,000%
MR THABISO MATOME	301	0,000%
MR ROBIN ALTON CHAPMAN WOOD	300	0,000%
MR GUILLUAME JOHANNES OBERHOLZER	300	0,000%
MR DAVID CHENEPI KEITSHOKILE	300	0,000%
MNR JACOB MAREE JANSEN VAN VUUREN	300	0,000%
THE KANTILAL DHANJEE FAMILY TRUST	300	0,000%
MRS DEBORAH LYNNE MAYNE	300	0,000%
PP027321962 MOM FOR (R28) P NAIDOO	300	0,000%
DOUBLE SEVEN THREE INVESTMENTS (PTY	300	0,000%
MEV MARIA GEZINA HAMMAN	300	0,000%
MRS HESTER VAN DER NEST	300	0,000%
ROBERT GEORGE MCKEOWN ESQ	300	0,000%
VALDEMAR WILLIAM ANDREW PURVES	300	0,000%
MRS BUSISWE THEODORAH BEAUTY ZWANE	300	0,000%
NOVENARY WEALTH	300	0,000%
MR UMA-KANTHAN REDDY	300	0,000%
MR AUGUSTO D'ALESSIO	300	0,000%
EST LATE KENNELLY EST LATE TREVOR	300	0,000%
MR LEON BEVAN	300	0,000%
MR ROY ELVIN NORMAN	300	0,000%
MR ROBERT WINTER RALFE	300	0,000%
DR VIJAY SEWPERSAD	300	0,000%
MR JITHENDRA CHOTOO DAYA	300	0,000%
MR ALLAN MALCOLM WAVELL HILL	300	0,000%
MR GRAHAM GRIFFITHS SESSIONS	300	0,000%
MR ANDREW JAMES WHEELER	300	0,000%
MR MICHAEL J HUGHES	300	0,000%
MASTER SEAN MARK THOMPSON	300	0,000%
NINE FIVESHEPSTONE ROAD (PTY)LTD	300	0,000%
MR JATIN GIRISH HARI	300	0,000%
MR MISHAILIN PILLAY	300	0,000%
MR KEITH VIVIAN PERROW	300	0,000%
MRS LESLEY ANN MILLS	300	0,000%
MRS SHIARA CASSIMJEE	300	0,000%
MR SIMPHIWE Z MATHENJWA	300	0,000%
MISS RASHIKA SINGH	300	0,000%
DR ZAFAR AHMED KHAN	300	0,000%
MRS NOREEN PETERS	300	0,000%
MR STEVEN MOLLOY	300	0,000%
MRS CARMEN BLOMEYER	300	0,000%
MRS PREMILLA DEONATH	300	0,000%
MS NOLUSINDISO MASETI	300	0,000%
ESTATE LATE: ELAINE GRACE GODFREY	300	0,000%
MRS NICOLA P BEZUIDENHOUT	300	0,000%
MR ZAKHELE SHAKESPEARE GUMEDE	300	0,000%

Full Name	Shareholder Balance (number of shares)	Shareholder Balance %
MR LEON DU PLESSIS	300	0,000%
MR SHERWIN MARRIE	300	0,000%
MR NILESH P LALLOO	300	0,000%
MR JASHWIN CHOTU	300	0,000%
MRS MAGDALENA ALETTA ELIZABETH	300	0,000%
MISS DESHNI GOVENDER	300	0,000%
MR GERHARD JULIAN BRUWER	300	0,000%
MR SUVEL RAMGOVIND	300	0,000%
MS TARYN SUKHDEO	300	0,000%
MS NAOMI LOUW	300	0,000%
DR MAMOSILO JUDITH LICHABA	300	0,000%
MRS TANIA FRASSEK	300	0,000%
MR WERNER HACK	299	0,000%
MR THABELO RAMUHUYU	299	0,000%
MR WILLIAM ALFRED RAMSBOTTON	298	0,000%
ESTATE LATE ELISABETH CLARE VAN DER	298	0,000%
MR SUBISAGREN NAIDOO	298	0,000%
MR ANDREW CRAWFORD DOUGALL +	297	0,000%
THEBE STOCKBROKING PTY LTD	297	0,000%
MR BONGINKOSI MGAGI	297	0,000%
MR MAHENDRAN NAICKER	297	0,000%
MRS RIVANI MOODLEY	297	0,000%
MRS ALETTA JACOBA VAN ZYL	297	0,000%
MRS ROSLIN LICHTENSTEIN	296	0,000%
ENGELBRECHT FAMILIETRUST	296	0,000%
MR MARCEL TALBOT DE VILLIERS	296	0,000%
MR JEFFREY JONES	296	0,000%
MR FRANCOIS TREDOUX	296	0,000%
MS SIYASANGA NONDLAZI	296	0,000%
MR ANDILE NOMANDELA	296	0,000%
DR MICHAEL PATRICK *** COUPER ***	295	0,000%
MRS ESTELLE DE WET	295	0,000%
LUSTRE DIAMONDS CUTTING WORKS	295	0,000%
MR JAN LUBBE	295	0,000%
MR GONTSE MATHE	295	0,000%
MEV ANNA MARIA VAN TONDER	295	0,000%
TUFTEX DISTRIBUTORS (PTY) LTD	295	0,000%
MR JON-PAUL ROBINSON	295	0,000%
MR MIKE YOUNGS	295	0,000%
ESTATE LATE RITA BERTHA KLIPP +	295	0,000%
MR MMAKO DANIEL NKOSINKULU	295	0,000%
MR VUKOSI NOHOVI WILLIAM MATHEBULA	294	0,000%
MS FREDJA-JEAN MELTZ	294	0,000%
MR HENDRI VAN DER BERG	294	0,000%
MR TSHEPO MOFOKENG	294	0,000%
MRS CARINA JUDITE DE SOUZA	293	0,000%
MR GERT FORTUIN	293	0,000%
MRS WENDY ANNE HARRIES-JONES	292	0,000%
BENJAMIN VALENTINE LEIGH SMITH ESQ	292	0,000%
MR MICHAEL JOHN THOMPSON	292	0,000%

Full Name	Shareholder Balance (number of shares)	Shareholder Balance %
MR GRAEME JOHN SIEBERT	292	0,000%
MR TRISTAN EDWARDS	292	0,000%
MRS DOROTHY JANELLA LOORINGH VAN	292	0,000%
MRS KATE E FRANCIS	292	0,000%
MR FANA NKOSI	292	0,000%
MS ANATHI XUMA	292	0,000%
MR KLAUS HANS ERICH PREUSSE	291	0,000%
DR ZAMEER OSMAN BREY	291	0,000%
DR YOLANDE SWANEPOEL	291	0,000%
MR HANEEF ABDOOL-AZIZ TAYOB	291	0,000%
MS TEGAN STEPHANIE EDWARDS	291	0,000%
MR SARFARAZ MOHAMED	291	0,000%
MISS FLORENTINA SWIGELAAR	291	0,000%
MR MTHOBOSI MADLALA	291	0,000%
MRS ROSA BERTHA BARNETT	291	0,000%
MR YAHYA HASSEN & MOHAMMED	290	0,000%
MRS KATHLEEN BROCKLESBY	290	0,000%
EXORS OF EDWIN SAMUEL GROSVENOR	290	0,000%
MR BHEKISIZWE NGWENZE	290	0,000%
MRS IRIS KERSTIN GIBSON	290	0,000%
MR TRIVENE M SAMUEL	290	0,000%
MR ROBERT PULLOCK	289	0,000%
MS ROWAIDA KHAN	289	0,000%
MR JAN LOUIS VAN DEN HEEVER	288	0,000%
MR PETER JAMES CLAUS	287	0,000%
MR PETER RONALD DUCK	287	0,000%
MRS JACOBA BEVAN J	287	0,000%
MRS JOHANNA VENTER	287	0,000%
MR SENZO DUBAZANA	287	0,000%
MRS RENEILWE KHUTSO DUBE	287	0,000%
MR LISHENDRAN PILLAY	287	0,000%
MR SIPHO RANOTSI	287	0,000%
MR MANIVAL GOVENDER	287	0,000%
MR ERROL NAIDU	287	0,000%
MR MARQUIN ELDRIQUE RAPHAEL	286	0,000%
EST LATE NOLTE ALETTA MAGDALENA	286	0,000%
MRS MARGARET LYNN CROMBIE	286	0,000%
MR TUMISANG PULE	285	0,000%
MR DWAYNE OLIVIER	285	0,000%
MR AADIL ENGAR	285	0,000%
MR KHULEKANI MDLOVU	285	0,000%
MR ZAKIR MOHAMED	285	0,000%
MRS GILLIAN DOIG	285	0,000%
MR MOTLALEPULA VINCENT NAKELI	285	0,000%
MS EMMA DITSELE	284	0,000%
MR NICOLAAS SIM	284	0,000%
MEV ANNA JOHANNA DE KOCK	284	0,000%
DR JOHANNES JACOBUS VAN TONDER	284	0,000%
MR PATRICK DU PLESSIS	284	0,000%
MISS REOTSHEPILE MOANA KOENA	284	0,000%

Full Name	Shareholder Balance (number of shares)	Shareholder Balance %
MR GABRIEL NEL	284	0,000%
MR SUMESH BOOPLAL	284	0,000%
MR LIVINGSTONE MNUKWA	284	0,000%
MR PIETMAN FOUCH	284	0,000%
MR MOHAMMED PANDOR	283	0,000%
MR JEAN-LOUIS TALJAARD	283	0,000%
MR BRAJ BHUSHAN SINGH	283	0,000%
MR SIFISO DUMA	283	0,000%
MR JAMEEL ADAMS	283	0,000%
MR ARTHUR DOBLE WILDING	282	0,000%
MISS IMELDA PHUTI LEDWABA	282	0,000%
MS SHAKURA ANWAR KHAN	282	0,000%
MR JOHN SEDUPANE	282	0,000%
MS BONISWA NTSHINGILA	282	0,000%
MR SELLO RAKUMAKOE	282	0,000%
D M BUTLIN WILL TRUST	281	0,000%
MISS BRIGITTE JACQUELINE ATWOOD	281	0,000%
MR DOMONGOES J GONSALVES	281	0,000%
MR ANDREW BOYES	281	0,000%
MR KEEGAN RAMASAMY	281	0,000%
MR SIBUSISO SISHI	280	0,000%
MR DONAL OLIVER RYAN	280	0,000%
MRS FRANCINA NIEUWOUTD	280	0,000%
MR ESTIENNE TERBLANCHE	280	0,000%
SCHATZI TRUST	280	0,000%
MS PANNA KASSAN	280	0,000%
MS FLORENCE NAMATTA .MAWEJJE	280	0,000%
MNR ALBERTUS PETRUS DIPPENAAR	280	0,000%
MNR WILLEM JOHANNES JACOBUS BOTHA	280	0,000%
MRS GERTRUIDA FOURIE	280	0,000%
MISS MOGALEADI SEABELA	280	0,000%
MR THULANE MAGAGULA	280	0,000%
MR SABATA BEN MALEHO	280	0,000%
MRS FAITH LOUISE RUSSELL	280	0,000%
MR FRANZ PIETER HATTINGH	280	0,000%
MR NDITSHENI DYLAN TSHITHAVHANI	280	0,000%
MR RUAN HALLATT	280	0,000%
EST LATE ESTATE LATE PERSADH NIROSH	279	0,000%
MR NIZAAM MILLS	279	0,000%
MR MARNUS ROSSOUW	278	0,000%
MISS SIYANDA NOKWE	278	0,000%
MR EWALD JONATHAN MEYER	278	0,000%
MRS BATHABILE NGUBANE	278	0,000%
MR MAKHANYA MZILI	278	0,000%
MRS PRECIOUS THOBILE MNCUBE	277	0,000%
MR SUJAY SEODUTT	277	0,000%
MR JEAN-LUC REGAUD	277	0,000%
MR RIDWAAN MAYET	277	0,000%
MR YACOOB PARUK	277	0,000%
MISS AYESHA HASSIM	277	0,000%

Full Name	Shareholder Balance (number of shares)	Shareholder Balance %
MR THUSO CHOETEKE SETH MARODI	277	0,000%
MR HOOSAN MOHAMED VAWDA	276	0,000%
MRS TENDANI RAMARU	276	0,000%
DR NTSAKO BALOYI	276	0,000%
MR LIZWI MAHLANGENI	276	0,000%
MR MARTHINUS MARAIS	275	0,000%
MR JACQUES DU PLESSIS	275	0,000%
MR JAMES J MC ARDLE	275	0,000%
MISS GABRIELLE ROSE SMITH	275	0,000%
MRS ALTHEA VELDMAN	275	0,000%
MR SADEK DAWOOD	275	0,000%
MISS NOXOLO UNIVERSE SHANDU	275	0,000%
MR SCELO NKOSI	275	0,000%
MR PIERRE THOMAS TOUSSAINT VAN HOVE	274	0,000%
MR RAKSHAN PILLAY	274	0,000%
MISS MUHALI MODIKE	274	0,000%
MS TAMZIN WOLMARANS	274	0,000%
MR SEAN MANTEL	274	0,000%
MR LEKGOLO LEPULANA	274	0,000%
MRS SALLY GRANTHAM	273	0,000%
MISS ZAMA SHEZI	273	0,000%
MISS KHABONINA TLADI	273	0,000%
MR ROGERS NAICKER	272	0,000%
MR THOMAS NEFOLOBODWE	272	0,000%
MR KARSHAN NAICKER	272	0,000%
MR THEMBALIHLE HLOPHE	272	0,000%
MR DEXTER NTOKOZO MTHETHWA	271	0,000%
MR ADRIAAN NIEMAN	271	0,000%
MR SURYA SEWNARAIN	271	0,000%
MR MINENHLE MPUNGOSE	271	0,000%
MISS JANA MARE	271	0,000%
MR NJABULO THELA	271	0,000%
MR DHANASH NAIDOO	271	0,000%
MR CHRISTOPHER WILSON	270	0,000%
THE KARIN ANDRAG TRUST	270	0,000%
MNR MARTHINUS DAVID STRAUSS	270	0,000%
MR JUSTIN GLANZ	270	0,000%
MR NKOSINATHI SHANE MASHELE	270	0,000%
MR THABO SHAKOANE	270	0,000%
MR LUKE JENKINS	270	0,000%
MORGAN STANLEY SMITH BARNEY LLC	269	0,000%
MR DIONYSIUS GAESEB	269	0,000%
MR JOHN STANDLEY	269	0,000%
MR SIPHAMANDLA MNYANI	269	0,000%
MR BEN MOGANO	269	0,000%
MR LUKE FEBRUARY	269	0,000%
MISS SINOVUYO JAXA	269	0,000%
MS NOKUGCINA NKAU	269	0,000%
MR MLAMULI BHEKITHEMBA MBATA	269	0,000%
MR JAMES WRIGHT	269	0,000%

Full Name	Shareholder Balance (number of shares)	Shareholder Balance %
DR SONJA BRINK	269	0,000%
MR GODFREY PUNYANI MAKHUBELE	269	0,000%
MRS FLORENCE MBELE	269	0,000%
MR DAVID JOHN WALTON BROWN	269	0,000%
MISS DEBORAH BROWN	269	0,000%
MRS CATHERINE CAIRNS	269	0,000%
MRS SARAH MOREKI	268	0,000%
MR TIRON HELLON	268	0,000%
MRS MICHAELA LENDOWSKY	268	0,000%
MR EMILE ROSSOUW	268	0,000%
MS RAMATSOBANE MAHLAKO MALEKA	268	0,000%
MISS NOKUTHULA REJOICE DHLUDHLU	267	0,000%
MRS SHIVANI MAHARAJ	267	0,000%
MR SIKHUMBUZO DONDOLO	267	0,000%
MR LAURENCE RAYMOND BUCHANAN	267	0,000%
MR DAWOOD FAROUK NOSARKA	266	0,000%
MR KENNETH JOHN BIRCHER	266	0,000%
THE ESTATE OF SYLVIA ISABELLA	266	0,000%
MR YOUNES KHAN	266	0,000%
MRS JOHANNA ELIZABETH MALAN	266	0,000%
GEORGE ANNE ROGERS	266	0,000%
EST LATE BRIAN MORTIMER	266	0,000%
MRS PATRICIA ELIZABETH ROBARTS	266	0,000%
MRS CHRISTINE VIVIEN MOIR	266	0,000%
MR MAAHIER MALOON	266	0,000%
MR SANDILE KUNENE	266	0,000%
MR RANESH SIVNARAIN	266	0,000%
MR CHRISTOPHER JOHN SUTTON	266	0,000%
MRS PATRICIA MAUREEN MENNE	266	0,000%
ESTATE LATE FRANZ FRITZ LOCHAU +	266	0,000%
DAPHNE ELIZABETH KILICK U/D	265	0,000%
SA KIMBERLITE EXPLORATION (PTY)	265	0,000%
MNR MICHEL ADRIAAN LAMBRECHTS	265	0,000%
MR DANEEL JOHANNES ROSSOUW	265	0,000%
MR WILLEM STERREBERG PRETORIUS	265	0,000%
MRS JUDITH VAN NIEKERK	265	0,000%
MS LECIA SIMON	265	0,000%
MR JOHAN VAN HEERDEN	265	0,000%
MR MAXIME DE CLIPPEL	265	0,000%
MR KISHAL LUKHNA	265	0,000%
MR MPHO MAHLOKO	265	0,000%
MRS FIONA ALEXANDRA BULMAN	264	0,000%
MISS MAKHOBALO SENATE MOHALE	264	0,000%
MISS MARION BURN	264	0,000%
MISS MADEEHA LAHER	264	0,000%
MR TUMELO MALEBO	264	0,000%
MR ARI COTTON	263	0,000%
MISS DINEO MORETI	263	0,000%
MR ABRAM TSELE	263	0,000%
DR SAMANTHA NAIDOO	263	0,000%

Full Name	Shareholder Balance (number of shares)	Shareholder Balance %
MR GRANT TREVOR SNELL	262	0,000%
MR GLENN LACK	262	0,000%
MR OLWETHU MILI	262	0,000%
MR WESSEL POTGIETER	262	0,000%
MR MODDAH MAEMO	262	0,000%
MRS DIANA MARY SHIRES	261	0,000%
MR ACS INVESTING STOKVEL STOKVEL	261	0,000%
MRS JOHANNA A VAN DEN BERG	261	0,000%
MS TRISHANI REDDY	261	0,000%
MR OSCAR KHOSA	261	0,000%
MR TSHEPISO YENDE	261	0,000%
MISS GIFT ZANDILE SILINDA	261	0,000%
MRS KANYISA NCOYINI	261	0,000%
MR ANDREW STOCKIL	261	0,000%
MRS RIALETTE BOCK	261	0,000%
MISS JENNIFER NEHOYA	261	0,000%
ESTATE LATE PATRICIA STUART +	261	0,000%
MR WALTER HOWARD THOMATOS	260	0,000%
MR NEVILLE VERNON TOERIEN	260	0,000%
MR THATO HENIE NTSOMOTHO	260	0,000%
MR GARY HENNING	260	0,000%
DR MOHAMED ISMAIL MULLA	260	0,000%
MR THABANG MICHAEL MOTISI	260	0,000%
MISS RENSKÉ VAN DER VYVER	260	0,000%
MR LOVANDRA REDDY	260	0,000%
MS TASNEEM FAROUK NOSARKA	260	0,000%
MISS LONDEKA ZAMA	259	0,000%
MR HARRY GRAINGER	259	0,000%
MS SAMEENAH HASHIM	259	0,000%
MR VINCENT MAHWAI	259	0,000%
MRS SHIRLEY MARGARET PERKINS	259	0,000%
CHANDRA SHEKHAR KAPUR ESQ	258	0,000%
THE ESTATE OF A R R WEEDON	258	0,000%
MR HENDRIK TERBLANCHE DE WET	258	0,000%
THE ESTATE OF SIEGFRIED TETZ	258	0,000%
MRS ANNIE HASTIE SMITH	258	0,000%
DR SMITH	258	0,000%
MR OWEN FARMEREY	258	0,000%
SAXON FISHING BK	258	0,000%
MR KIRITKUMAR DAYA	258	0,000%
MR DEON NADASEN	258	0,000%
MISS DANIELLE' DAMODHARAN	258	0,000%
MISS WARDAH USHAN	258	0,000%
MISS LANGUTA MASANGO	258	0,000%
MR MOHUBE TLAKA	258	0,000%
MR BONGANI MLAMBO	258	0,000%
MS SAMUKELISIWE MIYA	258	0,000%
MR BOIKANYO PIETERSEN	258	0,000%
MRS JEANNE-MARIE MAGUIRE	257	0,000%
MRS SHAHEDA MOOSA	257	0,000%

Full Name	Shareholder Balance (number of shares)	Shareholder Balance %
MISS SILINDILE CHARMINE NDIMA	257	0,000%
MR HANNES FERREIRA	257	0,000%
MR CHARLES ANTHONY DEMBOVSKY	257	0,000%
DR HILLARY MNDLOVU	257	0,000%
MR WISEMAN MLABA	257	0,000%
MR GRAHAM WALKER	257	0,000%
MR NKOSINATHI BHENGU	257	0,000%
MR WILHELM BREYTENBACH	257	0,000%
MNR ANDRE RENE OLIVIER	256	0,000%
MR ILAN ARONSON	256	0,000%
MRS ASANDA TSHABALALA	256	0,000%
MR MACDONALD THIPE	256	0,000%
SINKANDER MAHOMED SOONDKA TESTAMENT	255	0,000%
MR AMEETH SOOKLALL	255	0,000%
MR HUSAIN ABDOOLA	255	0,000%
MR RYAN WOOD	255	0,000%
MR THEOLIN MUNSAMY	255	0,000%
MR DANIE GROBBELAAR	255	0,000%
MRS KIMESHNEE REDDY	255	0,000%
MR HORST CAESAR FRIEDRICH BEHRENS	255	0,000%
MNR GAWIE MURRAY NIENABER	254	0,000%
MRS PRISCA KABANDA (NON RES)	254	0,000%
MR VICARDO RUBENDRA CHETTY	254	0,000%
MR NTUMISHENG MOKGOATJANE	254	0,000%
MR TERENCE DOUGLAS TWENTYMAN-JONES	254	0,000%
MRS AH SUE TOI	254	0,000%
MR JASON WALKER	254	0,000%
MRS KAYAKAZI TALENI	254	0,000%
MR MAOKANE HB. MANALA	254	0,000%
MR MARLON AUNGAMUTHU	254	0,000%
MR JEFFERSON MADIKANE	254	0,000%
MR ALUN BRANT REES	253	0,000%
MR JACO POTGIETER	253	0,000%
MRS FEROUZA SYED	253	0,000%
MISS THOBILE ZIBANI	253	0,000%
MISS PHOMOLO MPHAPHELE	253	0,000%
MISS TSHIFHIWA RICHEL TSHIVHASE	253	0,000%
MS MOSHIBUDI NANCY MOTHAPO	253	0,000%
MS ITSHEKENG HABYANE	253	0,000%
MR TSEPHO MAILA	253	0,000%
MRS KHWEZI MATHENJWA	253	0,000%
MR ZOTHA MAPHUMULO	253	0,000%
MR DEWALD BOTHA	253	0,000%
MR THABANG WILLIAM METHE	253	0,000%
MR ZIPHO ZAMA	253	0,000%
MR NIRANJAN LILADHAR KALA	252	0,000%
MR PIETER COETZEE	252	0,000%
ESTATE LATE: M GOUGH-PALMER	252	0,000%
MR JOSHUA HORSBURGH	252	0,000%
MR DARRYN BOTHA	252	0,000%

Full Name	Shareholder Balance (number of shares)	Shareholder Balance %
MISS RAEESA MANJOO	252	0,000%
MR DOUGLAS LETSOALO	252	0,000%
MISS SINENHLAHLA DLAMINI	252	0,000%
ST BRIDES INVESTMENTS (PTY) LTD	251	0,000%
MRS KATHERINE GILLIAM ABBOTT	251	0,000%
MR YUDHEER HARBHAJUN	251	0,000%
MR DARREL PILLAY	251	0,000%
MR PIETER BEZUIDENHOUT	251	0,000%
MR MXOLISI NDHLOVU	251	0,000%
MR JAN RIAAN PRETORIUS	251	0,000%
MR ZIRK SPRUYT	251	0,000%
MR SANDISE NGXUMSA	251	0,000%
MR NIREN KATHURAVALOO	251	0,000%
MR MARTIN WERNER WENHOLD	250	0,000%
MR JOHN HARMAN	250	0,000%
MRS SANAM LALOO	250	0,000%
DR HEIKO HEILGENDORFF	250	0,000%
MR JAMES DOUGLAS ROSS	250	0,000%
MNR JACOBUS FRANCOIS MARAIS JF SA	250	0,000%
DR HUSSEIN PAHAD	250	0,000%
THE RAYMOND FONTAINE TRUST	250	0,000%
MR DHAYARAM SEWRAJ	250	0,000%
MRS DAKSHA SANKAR	250	0,000%
MR GEOFFREY MICHAEL GLASS	250	0,000%
MR AVIR RABINDRANANTH MAHARAJ	250	0,000%
MNR HENDRIK FREDERIK SYMINGTON	250	0,000%
MR TSUNG-HSIEN LIN	250	0,000%
MR LAURENCE NICHOLAS FLETCHER	250	0,000%
IRFAN INVESTMENTS CC	250	0,000%
MRS NIENIE WOOD	250	0,000%
MR JUDE LABAN PILLAY	250	0,000%
MR DHANAPALAN PERUMAL	250	0,000%
MISS JACQUELINE JANICE WOOTTON	250	0,000%
MR GEORGE MICHAEL MURPHY	250	0,000%
MOMENTUM-VOORHOUT PFV-PP025810266	250	0,000%
MR MONGEZI GXAMZA	250	0,000%
MR CHRISTOPHER STEVEN MCMASTER	250	0,000%
MS DIPHAPANG MOLOPE	250	0,000%
MR NHLAKANIPHO SYDWELL SIBANYONI	250	0,000%
MRS PENN	250	0,000%
MR NITESH RAMATAR	250	0,000%
MR KHALEEL MOHAMED	250	0,000%
MR JOESEPH WORSHIP	250	0,000%
MR MAKHABA EDWARD RAMOKGOPA	250	0,000%
MR HEIN BENADIE	250	0,000%
MRS PETRA DE WET	250	0,000%
MR JOHAN PIETER DE WET	250	0,000%
MR ZORAN LUKA JOSIP BASICH	250	0,000%
MRS LENENE EKSTEEN	250	0,000%
MS HARACHNI NAICKER	250	0,000%

Full Name	Shareholder Balance (number of shares)	Shareholder Balance %
MR JH VENTER	250	0,000%
MR MITCHELL GREEN	250	0,000%
MRS OLIVER ESTELLE SA EQUITY	250	0,000%
MRS INA LE ROUX	250	0,000%
MRS HAMMAN MARITA SA EQUITY	250	0,000%
MR JASON SANTOS	249	0,000%
MRS CATHERINE ARMSTRONG	249	0,000%
MR TIMOTHY WHITEHEAD	249	0,000%
MNR STEFAN SWART	248	0,000%
MR ABDUL AZIZ VALLIE	248	0,000%
MR THIRUVILASEN PILLAY	248	0,000%
CHRISTOPHER WILLIAM BALDOCK ESQ	247	0,000%
MR BHAVIK BHAGOOBHAI	247	0,000%
MISS NELILE NXUMALO	247	0,000%
MR FREDERIK VAN SCHALKWYK	247	0,000%
MRS ANNALENE PILLAY	247	0,000%
MISS VULE THANGAVHUELELO	247	0,000%
MR MAHOMED ABDUL HACK KARODIA	247	0,000%
MR RUDI BURGER	246	0,000%
MRS JANET HENRIETTE FORTE	246	0,000%
MR DONAVAN C O'DONOGHUE	246	0,000%
MR NIGEL DANE ALLASAMY	246	0,000%
MR MATSEDI DONALD MAHLAKO	246	0,000%
MS EVARANI MOODLEY	246	0,000%
MR SIFISO FREEDOM NKUNA	246	0,000%
MR TEDIOUS MULAUDZI	246	0,000%
MRS NTHABISENG MASHELE	246	0,000%
MR LARRY COOKE	246	0,000%
MR GERT VIVIERS	246	0,000%
ESTATE LATE SHIREEN BANU ABDUL	246	0,000%
MNR CAREL CHRISTIAN NEL	245	0,000%
MS ZAAHEDA KASIM MIA	245	0,000%
MR MAGAN MOODLEY	245	0,000%
DR THIAGARAJAN RANGASAMY MOOPEN	245	0,000%
MR SARSHIN PILLAY	245	0,000%
MR PHILLIP ANTOINE FOURIE	245	0,000%
MRS BONGI CELE	245	0,000%
MR SIBONISO MABASO	245	0,000%
MRS TINA NOBRE	245	0,000%
MRS FRANCES BRIDGET GREENE	244	0,000%
MS NTSAKO SILAWULE	244	0,000%
MR HERSCHEL OKTOBER	244	0,000%
ESTATE LATE ESSOP MOOSA HASSEN	243	0,000%
MRS ELIZABETH TAUTE	243	0,000%
MR PETER DE FOUW	243	0,000%
MR BRYCE HOWARTH	243	0,000%
MISS BIANCA VAN DER WATT	243	0,000%
MS MEMORY MADONDO	243	0,000%
GC HOLLINGWORTH FAMILY TRUST	242	0,000%
MR WESSEL HUSSELMAN	242	0,000%

Full Name	Shareholder Balance (number of shares)	Shareholder Balance %
MISS STEPHANIE BROENS	242	0,000%
MR TANKISO MPHIKE	242	0,000%
MR MALCOLM DOUGLAS BUTTIMER	241	0,000%
MR POTEGO SILAS MMAKO	241	0,000%
MR RAYMOND LESLIE BUTTIMER	240	0,000%
THE TOSHKRYLL FAMILY TRUST	240	0,000%
MR VUSUMUZI MAVUSO	240	0,000%
DR ELIJAH NKOSI	240	0,000%
MRS HEATHER LOIS RUSHOVICH LANG	240	0,000%
MR CHARL M HEYDENRYCH	240	0,000%
DR SAFOORAH BIBI AHMED SAYED RAJAH	240	0,000%
MR EMIL WESLEY MARAIS	240	0,000%
MR LAMULELA N NYAMAZANA	240	0,000%
MISS LORATO RAKATE	240	0,000%
MS PRISCILLA CLAASEN	240	0,000%
MS LETLOTLO KGOTSE	240	0,000%
MR GAVIN PETER RABBOLINI	240	0,000%
MR DOUGLAS MICHAEL GOULDING	239	0,000%
MR DIMETRI SANJEEV SINGH	239	0,000%
ERNST & YOUNG	239	0,000%
MISS AMANDA SHANDU	239	0,000%
MISS JUDITH JACOBA LOUW	239	0,000%
MS ZAHRA DEEDAT	239	0,000%
ESTATE LATE DENISE MAUREEN	239	0,000%
MR PETER JOHN BRICKHILL	238	0,000%
MS ZAINAB BEE BEE BEE BEE	238	0,000%
MR ROBERT BRETTSCHEIDER	238	0,000%
MR THEOLIN NAIDOO	238	0,000%
MISS ZEENAT EBRAHIM	238	0,000%
MR SDUDUZO MNGADI	238	0,000%
MR MARC YUNGER LEVI	238	0,000%
MISS MOKGWAI MABOKO	238	0,000%
MISS EUGENIE CLACK	238	0,000%
MISS MEGAN HINDE	238	0,000%
ANDRE SMIT KINDERTRUST	237	0,000%
MR LANCE HENDRICKS	237	0,000%
MR VINCENT RUTHERFORD	237	0,000%
MRS KIM-LEIGH JOY SIEBRITZ	237	0,000%
MS SINDISIWE MADONSELA	237	0,000%
MR ANTHONY ALAN STROUD	236	0,000%
MR SYDNEY AUGUSTUS LUND	236	0,000%
MRS EILEEN GRACE BENJAMIN	236	0,000%
MRS HO SAM SEE	236	0,000%
MRS DOROTHY JANE BURLIN	236	0,000%
DR STANLEY RICHARD JONATHAN	236	0,000%
MISS MIRIAN EBRAHIM DAYA	236	0,000%
THE ESTATE OF VERONICA GWENDOLINE	236	0,000%
MAXBAR NOMINEES (PTY) LTD	236	0,000%
MISS USMA EBRAHIM DAYA	236	0,000%
MRS LOUISE CHARLOTTE WOOD GARNETT	236	0,000%

Full Name	Shareholder Balance (number of shares)	Shareholder Balance %
MR DOUGLAS DIX-PEEK	236	0,000%
MR JOHN ALAN HUNT	236	0,000%
ETIENNE RICHARDS FAMILY TRUST	236	0,000%
WALTER D RICHARDS FAMILY TRUST	236	0,000%
MR ROHAN GRAHAM	236	0,000%
MR JOHAN BOTHA	236	0,000%
MR IMTIAZ OSMAN	236	0,000%
MISS ZIBUYILE PRECIOUS LUTHULI	236	0,000%
MR TSHEPO BENJAMIN MOKOTEDI	236	0,000%
MRS SUSANNA NEL	236	0,000%
MR KATLEGO MORARE	235	0,000%
MR BRYAN MEKGWE	235	0,000%
MS SIMPHIWE KHUMALO	235	0,000%
MR NABEEL MOHAMED	235	0,000%
MR HAMZA CASSIM	235	0,000%
MR AVASHAN MUTHUSAMY	235	0,000%
MR PHUTI RAMELA	235	0,000%
MR FANIE BRAND	235	0,000%
MR ROALD VAN ZYL SMIT	234	0,000%
MR ISHMAEL MAFUNDA	234	0,000%
MR REFILWE PHEKO	234	0,000%
MISS NOKUZOTHA BIYELA	234	0,000%
MR CAMPBELL CALEY	234	0,000%
MR MXOLISI NTULI	234	0,000%
MR JOSEPH MAUBANE RAMAISA	234	0,000%
MR ESSOP MAHOMED VAWDA	233	0,000%
HESTER CHRISTINA E GOUS AS TRUSTEE	233	0,000%
MR ERICH JACOBS	233	0,000%
MR LLOYD LOOTS	233	0,000%
MS MMAPULENG MOTHEPU	233	0,000%
MRS VILOSHNEE MAHARAJ	233	0,000%
MR SIYABONGA BENEDICT ZUMA	232	0,000%
MISS REFILOE MENOE	232	0,000%
MISS MONICA NDLAZI	232	0,000%
MISS NOMFUNDO MKHIZE	232	0,000%
MRS BONGIWE NENE	232	0,000%
MISS SITHEMBILE MASILELA	232	0,000%
MRS SARAH MADIHLABARWA PHASHA	231	0,000%
MR BRIAN HAWKESWORTH	231	0,000%
MS ALETTA MATEBA	231	0,000%
MR RETCH FOURIE	231	0,000%
MRS ZANDILE MTHEMBU	231	0,000%
MISS KAYLA UNGERER	230	0,000%
MRS ZUBEDA EBRAHIM PARUK	230	0,000%
MR RAYMOND RANDALL	230	0,000%
DR JOHANNES JURGENS VAN DYK	230	0,000%
MR KISHAN THAKOR	230	0,000%
MR RISHENDRA REDDY	230	0,000%
MR KEITH LANCASTER	230	0,000%
MS ZANELE NGCOBO	230	0,000%

Full Name	Shareholder Balance (number of shares)	Shareholder Balance %
MR DAVID WILLIAM WANLESS	230	0,000%
MRS DIANA MARY REYNOLDS	229	0,000%
MISS LYNNE TAMSYN GOULDING	229	0,000%
MR DIMITRI SERETIS	229	0,000%
MR ERIK COETZEE	229	0,000%
MR MARK THORSEN	229	0,000%
MNR NATHAN WILSON	229	0,000%
MR JEAN-PIERRE STORM	229	0,000%
MR SFISESIHLE NGCOYA	229	0,000%
MR MOGAU TAU	229	0,000%
MR KHIZAR CHAPRA	228	0,000%
MR JONATHAN ALASTAIR JARVIS	227	0,000%
CITICLIENT NOMINEES NO 8 NY GW	227	0,000%
MR CORNELIS CORNELISSEN	227	0,000%
MR EBRAHIM GARDEE	227	0,000%
MISS HLUBIKAZI MEHLWANA	227	0,000%
MR ALEX JOHNSON	227	0,000%
MR JOHANNES LA VAN DEN BERG	227	0,000%
MR DAVID COULDRIDGE	226	0,000%
MR NKOSINGPHILE MLUNGWANA	226	0,000%
MR DAYALAN GOVENDER	226	0,000%
MR PHUTHUTHU SOLLY MOLA	226	0,000%
MR WASIM MOOSA	226	0,000%
MISS CEBILE NOKWAZI MALWANE	226	0,000%
MISS CHERI ROBYN HOBSON	225	0,000%
MR SEAN LUTHAGA	225	0,000%
MRS TERESA ERNEST	225	0,000%
MR NEO PHALI	225	0,000%
MR LEROY POTTS	225	0,000%
MR SIPHOKUHLE TYASI	225	0,000%
MR STAVROS GEORGIADES	224	0,000%
MR LINDOKUHLE MKHATSHWA	224	0,000%
MISS CHENAY BESSER	224	0,000%
MRS SARAH DANIEL	224	0,000%
MRS DAPHNE MARGARET HEIMANN	223	0,000%
DR ROBIN ELLIS TAGER	223	0,000%
MR FREDERICK ALLAN DUCKWORTH	223	0,000%
MR DEAN LANG	223	0,000%
MR BRETT JENMAN	223	0,000%
MR AJITH BEEPUTH	223	0,000%
MR YEGASHREN NAIDOO	223	0,000%
MR ESSOP SALI AMEEN	222	0,000%
MRS HAWABIBI ASMAL	222	0,000%
MRS MARIAMBIBI ESSOP SALI-AMEEN	222	0,000%
MR DEVRAJ REDDY	222	0,000%
MR GIDEON DE SWARDT	222	0,000%
MR DANIEL DE KLERK	222	0,000%
MR KEVIN BLOMEYER	222	0,000%
MR INNOCENT SITHOLE	222	0,000%
MS LEHLOHONOLO LEKHETHO	222	0,000%

Full Name	Shareholder Balance (number of shares)	Shareholder Balance %
MR SEELENDRAN NAIDOO	221	0,000%
MR RYAN DAVID HAMBURGER	221	0,000%
MR JUSTIN CRAIG HAMBURGER	221	0,000%
MISS THSETSO JENIFFER RASEALA	221	0,000%
MR RAJENDERAN GOVENDER	221	0,000%
MS NOMAVA VALASHIYA	221	0,000%
MAJ RICHARD FRANCIS SCOTT	220	0,000%
ISMAIL ABDOOLA FAMILY TRUST	220	0,000%
MR MILAN PETERSON	220	0,000%
MR IMRAAN EBRAHIM	220	0,000%
MS DEBORAH ANN JAMES	220	0,000%
MR KETHAN RAMITH	220	0,000%
MR THULANI DLAMINI	220	0,000%
MISS SAMANTHA WHITE	220	0,000%
MRS BIANCA STRYDOM	220	0,000%
MR AKASH RAMCHARAN	219	0,000%
MR ELYLE BORCHERDS	219	0,000%
MISS FEZILE KHANYILE	219	0,000%
MR ROBIN DEBIDAYAL NANKOMAR	219	0,000%
MS JABULILE DUBE	219	0,000%
JAMES EVANS MOFFETT ESQ	218	0,000%
MS BUSI NKOSI	218	0,000%
MR DUNCAN KGALADI	218	0,000%
MISS THALUKANYO THARAGE	218	0,000%
MR PHASUDI FORGIVENESS MOKOBANE	218	0,000%
MR LOUIS WELMAN	218	0,000%
MR THEGEN PILLAY	218	0,000%
MR MATTHEW STADLER	218	0,000%
MRS MALEKGALE KGOTSE	218	0,000%
MISS JANE EBRILL	217	0,000%
MR ASHRAF ALI ISMAIL OMARJEE	217	0,000%
DR OLVETHU MBAKAZA	217	0,000%
MR MOHAU THAKELI	217	0,000%
MR MAMAEKE SAMUEL MATEBANE	217	0,000%
MS JOANNE CLARE GIBB	217	0,000%
MR MOHAMED MAHDI KHAN	217	0,000%
MISS REBONE MABOKO	217	0,000%
MR MEKIYA MOSHWANA	217	0,000%
DR NITESH POONA	217	0,000%
MR JAGDISH GOVEN	217	0,000%
DR WOLFGANG BETZ	216	0,000%
MR PETRUS GIDEON COETZEE	216	0,000%
FRENCH BANK NOMINEES (PTY) LTD	216	0,000%
MR ABDULLAH EBRAHIM	216	0,000%
MR EMILE VAN WYK	216	0,000%
MR JOHANN BRINK	216	0,000%
MS SUSAN RYAN	216	0,000%
MR THOMAS DELPORT	216	0,000%
MISS NOBUKHOSI NDLELA	216	0,000%
MR GERHARD DALTON	215	0,000%

Full Name	Shareholder Balance (number of shares)	Shareholder Balance %
MRS SHIRLEY RABIN	215	0,000%
MR RUGASHLIN GOVENDER	215	0,000%
MISS GLORIA MALINDI	215	0,000%
DR MOHSEEN KHARVA	215	0,000%
MR NKULULEKO FREEMAN MHLONGO	215	0,000%
MR LUYANDA MATHENJWA	215	0,000%
MS SANELISIWE NGCOBO	215	0,000%
MR AIDAN WINNAAR	215	0,000%
MRS EMILIE NANGOLO	214	0,000%
MRS VANGILE LUKHELE	214	0,000%
MS GEORGINA BECKETT	213	0,000%
HASKEL MAURICE SASSOON ESQ	213	0,000%
MR GAVIN ALRICK	213	0,000%
MR INNOCENT MASEMOLA	213	0,000%
MR CORNU LAAS	213	0,000%
MR STEFAN SMITH	213	0,000%
MR LEO HYAMS	213	0,000%
MS RUDZANI MULAUDZI	213	0,000%
MR MUHAMMED EBRAHIM ESSOP	213	0,000%
MR MARK PRESBURY	213	0,000%
MR KHOMOTSO MALOKA	213	0,000%
MR YASEEN ISMAIL CASSIM	213	0,000%
MR VAUGHAN MCCLELAND	213	0,000%
MRS LOGAMAH NAIDOO	213	0,000%
MR CHRISTOPHER PLINT	213	0,000%
MS HLENGIWE MTHULI	213	0,000%
MR THIMMY THOMAS BALOYI	213	0,000%
MS CARMEN COCHRANE	213	0,000%
MS FR RANDEREE	213	0,000%
MR TREVEN JAGANATH	213	0,000%
MR TEBALO KHOARAI	213	0,000%
MR NKOSINATHI HLATSHWAYO	213	0,000%
MISS HAZEL MONACO	213	0,000%
MRS YVONNE KOLBE	213	0,000%
THE ESTATE OF CICELY BRASCH +	212	0,000%
MR HODREN NAIDOO	212	0,000%
MRS KERUSHA NAINAR	212	0,000%
MISS KERI-LEE EDMOND	212	0,000%
MS CARYN TIMM	212	0,000%
MS NONHLAZEKO NXUMALO	212	0,000%
MRS NAEEMA BUX	212	0,000%
MR POOVENDHRAN NARRAINSAMY	211	0,000%
MRS NICOLE WILSON	211	0,000%
MR TUMISHI A MALEPA	211	0,000%
MR TEDDY SIBUYI	211	0,000%
MR SAMSON MLANGENI	211	0,000%
MR TEBOHO DANIEL MOHLAPO	211	0,000%
MR WASEEM VALLY	211	0,000%
MRS THOBEKA JUDDITH MATODLANA	210	0,000%
EILEEN LYNNE CASSELLS	210	0,000%

Full Name	Shareholder Balance (number of shares)	Shareholder Balance %
HILARY ANN MCILROY	210	0,000%
MISS ESME LEBOGANG KHUMALO	210	0,000%
ANTHONY TRAVERS FAMILY TRUST	210	0,000%
MRS GAIL ISABEL JOYCE KAY	210	0,000%
MR RUSSEL DEAN BOWMAN	210	0,000%
MISS SIRENA PYDEE	210	0,000%
DR BARRIE GORDON	210	0,000%
MR BARRY KYLE	210	0,000%
MR JOHANNES VIVIERS	210	0,000%
MR DEVAN CHUNG YANKEE LIANG	210	0,000%
MR THOKOZANI MAHLANGU	210	0,000%
MR STEPHANUS FREDERICK KLOPPERS	209	0,000%
MRS CHRISTY HOWIE	209	0,000%
MRS LORAIN NAIRN	209	0,000%
MR CHRISTO FREDERIK EKSTEEN	209	0,000%
MISS UNATHI MNGCWENGI	209	0,000%
MR KHANGWELO MALIEHE	209	0,000%
MR SIPHO MAKAMU	209	0,000%
MRS SHONEL TAKOORPARSAD	209	0,000%
MS LINDA SMALBERGER	209	0,000%
MR MARIUS KITSHOFF	209	0,000%
MR TEUNS BARWISE	209	0,000%
MRS AZHRAA LATIF	209	0,000%
MR BRADLEY MORRISON	208	0,000%
MOMENTUM: MG LOUIS	208	0,000%
MISS SHERISSA GOUNDEN	208	0,000%
MR JIMMY GOLELE	208	0,000%
MRS BUSISIWE MONYAI	208	0,000%
MISS SINENHLANHLA MTHEMBU	208	0,000%
MR KEFILWE FREDDY SETHABA	208	0,000%
MRS HESTER PRETORIUS	208	0,000%
THE ESTATE OF ETHEL MASSINGBERD	207	0,000%
MNR FREDERIK JOHANNES JACOBUS	207	0,000%
MRS ANN DALLAWAY CREASY ARMITAGE	207	0,000%
MR TSHEPO RASEBOTSA	207	0,000%
MRS VANESSA MASON	207	0,000%
PRESCIENT SECURITIES (PTY) LTD -	207	0,000%
DR LETEKETA MAKORO	207	0,000%
MR SHARLEN CHETTY	207	0,000%
MISS ANATHI SOKANYILE	207	0,000%
MR DAVID MAKWENG	207	0,000%
MR NKWANE MASOGA	207	0,000%
MISS SIBUSISIWE BHENGU	207	0,000%
MR SAAD KAKA	207	0,000%
MISS PINKY PROMISE NDLOVU	207	0,000%
MS JULIA DANIELS	207	0,000%
MR CLIVE THOMAS PARTRIDGE	206	0,000%
MRS SYLVIA JUNE BIGNOUX	206	0,000%
MR GIDEON VAN NIEKERK	206	0,000%
MRS VALERIE MARGARET COOPER	206	0,000%

Full Name	Shareholder Balance (number of shares)	Shareholder Balance %
MRS TSHOKODISO HLONGWANE	206	0,000%
MS IKGOPOLENG MOENG	206	0,000%
MR JORDACHE HARTZE	206	0,000%
MR PHILA GCABASHE	206	0,000%
MR GIFT MOKGEJANE	206	0,000%
DR LABAN KAMATI	206	0,000%
MR ADHIR SHAMSUNDER	206	0,000%
MS MICHELLE FICK	206	0,000%
MRS RAASHENTHRIE PARTAB	206	0,000%
MR CHARL BEZUIDENHOUT	206	0,000%
DR GAIL DAVIDS	206	0,000%
MASTER JASON CHARLES ANDREWS	205	0,000%
MR MICHAEL LEVIN	205	0,000%
MISS ROSALIND DOS SANTOS	205	0,000%
MR DUSAN ECIM	205	0,000%
DR MUHAMMED EJAZ KHAN	205	0,000%
MR LINDINHLANHLA MHLANZI	205	0,000%
MR CHRISTIAAN PIETERS	205	0,000%
MR ASANTE MAGOAZA	205	0,000%
MR THABISO CHONCO	205	0,000%
MR USAAMAH DEEDAT	205	0,000%
MR THEILOCHEN PERUMAL	204	0,000%
MR YAEESH ANVER JOOSUB	204	0,000%
MRS JULEKHA MIA	204	0,000%
MISS NEO RADEBE	204	0,000%
MR MALIBONGWE GOODO	204	0,000%
DR ISABEL ZIGOMO	204	0,000%
MISS NALEDI RIVONINGO MOGOALE	204	0,000%
GD LANE FAMILY TRUST	203	0,000%
MR STANISLAW GELETA	203	0,000%
MNR JOACHIM JOHANNES PRINSLOO	203	0,000%
MRS GOLDA ETHEL SHER	203	0,000%
ROGER BROWN FAMILY TRUST	203	0,000%
MNR BARRY DE VILLIERS	203	0,000%
MR REINOUD CHRISTIAAN BOERS	203	0,000%
MR SURESH ROBERT	203	0,000%
MRS INEZ VAN DER WALT	203	0,000%
MR DHARSHAN LALA	203	0,000%
MRS CORRINNE CLOETE	203	0,000%
MR TSHEPO CHAKA MARVIN WILLEM	203	0,000%
MS PHUTHUMA MPOMPOZA	203	0,000%
EST LATE LAZARUS ESTATE LATE IVAN	203	0,000%
EXORS OF AUDREY BOULD DECD	202	0,000%
CHAMAN INVESTMENT (PTY) LTD	202	0,000%
BUCKINGHAM TRUST	202	0,000%
MR DANIEL MOTHAPO	202	0,000%
ACADEMIC ACCESS FOUNDATION NPC	202	0,000%
MISS MARURE MUKOVHI	202	0,000%
MR VAESHLIN REDDY	202	0,000%
MS VIMI KALAN	202	0,000%

Full Name	Shareholder Balance (number of shares)	Shareholder Balance %
MS THEMBAKAZI GONISE	202	0,000%
MRS RENEE CLAIRE FABIAN VOICE	202	0,000%
MR CLIFTON MYENI	202	0,000%
MR SIYANDA TSENDZE	202	0,000%
MR PETER BRIAN GODFREY	201	0,000%
GREVILLE DOUGLAS SPRATT ESQ	201	0,000%
MR ALLAN CROSSLEY KELLY	201	0,000%
MR LIAD HADAR	201	0,000%
EST LATE DE VILLIERS ANNA CATHARINA	201	0,000%
MR WYNAND PRETORIUS	201	0,000%
MR DANIEL BELCHER	201	0,000%
MS TILLY NAIDOO	201	0,000%
MR THAVALINGUM PATHER	201	0,000%
MR PETROS THULANI THUBANE	201	0,000%
MRS NAZIRA HOOSEN	201	0,000%
MR JAMES MTHOMBENI	201	0,000%
MRS MARLI DIPPENAAR	201	0,000%
MR XOLANI MKHIZE	201	0,000%
MR VUYANI GUBEKA	201	0,000%
MR WILLEM JOSEPH PIETER CORDIER	200	0,000%
MR MICHAEL PAUL JOHNS	200	0,000%
MR & MRS KP & I DHANJEE	200	0,000%
MASTER DANIEL PATRICK WALSH	200	0,000%
MISS JESSICA ANNE WALSH	200	0,000%
MASTER SAMUEL JAMES WALSH	200	0,000%
MR WILLEM CHRISTIAAN DURAND	200	0,000%
EST LATE THERON MARIA MAGDALENA	200	0,000%
MR DONALD HARTFORD MCKAY	200	0,000%
MR BEHRMANN(NO.2) WAYNE	200	0,000%
MR NARESHKUMAR BABUBHAI PATEL	200	0,000%
MR HUGO ROODT	200	0,000%
MRS JENNIFER ANNE BEZUIDENHOUT	200	0,000%
MR JUAN-PIERRE FLANEGAN	200	0,000%
MR MASIBONGE MATIMBA	200	0,000%
MR GEOFFREY RICHARD NICHOLS	200	0,000%
MRS CARROL ANN HILLMAN MORRISON	200	0,000%
MR PAPA PLAKI SEKABATE	200	0,000%
MEV ANNA MAGDALENA MARIA COERTZEN	200	0,000%
MR ROBIN PETER VINCENT	200	0,000%
DR EDUARD JOHAN D'ALTON	200	0,000%
MRS ANNA SUSANNA SCHNETLER	200	0,000%
MR NICHOLAS-JOHN JANSEN	200	0,000%
MR GARY STEPHEN INGLE	200	0,000%
MNR HENDRIK NIEMAN	200	0,000%
MR TOM MOKAYA	200	0,000%
MRS MARINDA J SALE	200	0,000%
MR ANTHONY E REED	200	0,000%
MS LINDSAY KIM CORY	200	0,000%
MR MOHAMMED HOOSEN KADWA	200	0,000%
MISS SAMANTHA KATE CORY	200	0,000%

Full Name	Shareholder Balance (number of shares)	Shareholder Balance %
MR JONATHAN DAVID CORY	200	0,000%
MISS KYLA KIM HARMAN	200	0,000%
THE D SOUCHON FAMILY TRUST	200	0,000%
MR ROBERT A COOPER	200	0,000%
MISS SANJANA RAMBARAN	200	0,000%
MR HENRY L VON MOLLENDORFF	200	0,000%
MRS NICOLA ANGELA ANTHONY	200	0,000%
MNR GERHARD JOHAN BOTHA	200	0,000%
MISS NIRVASHNIE BAGIRATHI	200	0,000%
MR PETER SIPHO RADASI	200	0,000%
MR YU-PEI HUANG	200	0,000%
MR KURT KIRK KOPISTE	200	0,000%
MR MICHAEL RICHARD JAMES FULLER	200	0,000%
MR ANDREW EVANS	200	0,000%
MR SEELAN MOODLEY	200	0,000%
MR CLINTON NAIDOO	200	0,000%
MR NEVILLE F H KIRKWOOD	200	0,000%
MR SHANMUGAM NAIDOO	200	0,000%
MR MHAMBI MOSES KUMALO	200	0,000%
MR YUSUF MOOSA BASHA	200	0,000%
MR DANE SHAW	200	0,000%
MR KIM GREGORY ROQUES	200	0,000%
MR JERUSHAN PILLAY	200	0,000%
MISS ZINHLE TSHABALALA	200	0,000%
MR CHRISTOFFEL P JANSE VAN RENSB	200	0,000%
MR CORNELIUS TOBIAS VAN DER MERWE	200	0,000%
MS THEMBEKA NGCOBO	200	0,000%
MS SIKHANYISELENI MAHLANGU	200	0,000%
MR ASHVEER DHANEE	200	0,000%
MRS DIBAKU G XABA	200	0,000%
MR LANG	200	0,000%
MAHOMED	200	0,000%
MR DARRYN GOVENDER	200	0,000%
MNR CHRISJAN GERHARDUS ERASMUS	200	0,000%
MR FRANCOIS COMBRINCK	200	0,000%
SERATRIX (PTY) LTD	200	0,000%
MR TSHEPO MORIFI	200	0,000%
MR NISHAAN MAHARAJ	200	0,000%
MR TIMOTHY JACOB PETER WICOMB	200	0,000%
MR FREDERICK DU TOIT	200	0,000%
MS JULIA DANIELLA JARDIM	200	0,000%
MR KOENA PHOKELA	200	0,000%
MNR LOUIS JOHANNES FOURIE	200	0,000%
MR MOKONE SIMON MOKHELE	200	0,000%
MRS MAVIS MBELE	200	0,000%
MS LOGAMBAL RUGBAR	200	0,000%
MR REHMAN BAKHSH	200	0,000%
MR ANESH JOGIA	200	0,000%
MR JOHANNES HENDRIK KOEKEMOER	200	0,000%
MR MARTHINUS BOTHA	200	0,000%

Full Name	Shareholder Balance (number of shares)	Shareholder Balance %
MR DENVER MALCOLM KALLIS	200	0,000%
MRS CLEONE DE VILLIERS	200	0,000%
MR PHILIP JOHANNES ROUX	200	0,000%
MR ONGAMA NDUM-NDUM	200	0,000%
MR GARRY WAYNE DE MELLO KOCH	200	0,000%
MR IAN KEVIN BEATON	200	0,000%
MR ZOHAIB OSMAN	200	0,000%
MR JOAO MARCELO	200	0,000%
MS GILLIAN NYAMAYI	200	0,000%
MR EDWIN GIBBONS	200	0,000%
MR HARRY CLOETE	200	0,000%
MR FIROZ LATIFF	200	0,000%
MR LEON MPOFU	200	0,000%
MISS FARMEENA ISMAIL	200	0,000%
MR VICELLE GOVENDER	200	0,000%
MISS SANIA DITTA	200	0,000%
MR LAREESAN NAIDU	200	0,000%
MS BARBARA MEYER	200	0,000%
MR. DAVE BAKER	200	0,000%
MRS SALLYANN BANDUCCI	200	0,000%
MRS ALISON MIGNONETTE WOOLFENDEN	200	0,000%
MRS JEANETTE ANNE HARMAN	200	0,000%
MR ROBERT FROY	199	0,000%
MR DAVID OVERTON	199	0,000%
MS NKANDU NCHINDILA	199	0,000%
MISS DIEKETSENG MOFOKENG	199	0,000%
MR JASON VAN TONDER	199	0,000%
MISS NOMFUNDO AUDREY GCELU	199	0,000%
MR BLESSING ZONDI	199	0,000%
MS WOXONGA MATHEBULA	199	0,000%
MS DANICA RUDD	199	0,000%
MADAM LEE SWEE GOH	198	0,000%
THE ESTATE OF EDITH JOYCE	198	0,000%
MRS LUBA GILINS +	198	0,000%
MR HANS ARNOLD MEYER	198	0,000%
ESTATE LATE JAN LODEWYK NICOLAAS	198	0,000%
MRS YUMNA HERMAN	198	0,000%
MR LEHLOHONONO NXALA	198	0,000%
MRS LAURIE JANINE JOHNSTONE	198	0,000%
MR IGNAS OBERHOLZER	198	0,000%
MR DENIS MCCORD ENGELBRECHT	198	0,000%
MISS MARGUERITE NEETHLING	198	0,000%
MR LUKE SMITH	198	0,000%
MR JACQUES TRUTER	198	0,000%
MR TSHIDISO JOSEPH MOLELLE	198	0,000%
PROF MICHIEL WILLEM HEYNS	198	0,000%
MRS HAWA AHMED MAHOMEDY	197	0,000%
DR MAHOMED CASSIM MAHOMEDY	197	0,000%
MRS GESINA MARIA DAVIDS	197	0,000%
VOS AND VOS INVESTMENTS EDMS BPK	197	0,000%

Full Name	Shareholder Balance (number of shares)	Shareholder Balance %
DR BARBARA NURSE	197	0,000%
MR MAHOMED ASHRAF SULIMAN	197	0,000%
MRS PATRICIA ALISON SCHMIDT	197	0,000%
ESSOP FATIMA BERA CHARITABLE FOUNDA	197	0,000%
MRS LEKGOLANE MADOLO	197	0,000%
MR ERIKSSON EHEENO HAIKELA	197	0,000%
MRS FELICITY DALE HOWELL	197	0,000%
MRS NATALIE JEAN LE ROUX	197	0,000%
MR JOHN ROBERT DE ZOETEN	197	0,000%
MRS DALENE ROHDE	197	0,000%
MR PIETER BUYS	197	0,000%
MR MICHIEL RUEL HEYNS	197	0,000%
MRS PRAFULA MANECKLAL HAKHCHAND	197	0,000%
MR JOHANNES DANIEL ROUX	197	0,000%
MR GEORGE ERNEST BAKER	197	0,000%
MR MICHAEL VERNON LANGERMAN	197	0,000%
DR JUSTIN CECIL COLLEN	197	0,000%
MR SIMPHIWE MUZI NKWANYANA	196	0,000%
MR MARTIN RHODES HAMMOND	196	0,000%
MR ALLAN MILLER	196	0,000%
MR JEAN-GERRIT SCHOLTZ	196	0,000%
MR DUMISA SHONGWE	196	0,000%
MR NTIVO MANGANYE	196	0,000%
MRS ELIZABETE MARIA MARCELO	196	0,000%
MR MBUYISELO MAKHEDAMA	196	0,000%
MRS CINDY-LEE DEVNARIAN	195	0,000%
MR BILAL MAHOMED	195	0,000%
MR VUYILE G NXUMALO	195	0,000%
MR CYRIL JULIUS	195	0,000%
MR NTSAKO MAKASANI	195	0,000%
MRS NONDUMISO MULONGO	195	0,000%
MRS ROZANNE SINGH	195	0,000%
MRS MELISSA VENKATASU	195	0,000%
MR FEZILE DIDISHE	195	0,000%
MR MASHUDU MUTHAVHINE	195	0,000%
MR MZAMO MBULI	195	0,000%
MR MATLOU MOSHOMA	195	0,000%
MR NICO GELDENHUYS	195	0,000%
MR NJABULO PRAISE-WELL NGCOBO	195	0,000%
MR SIBUSISO NKOSI	195	0,000%
MR LAVANDHRA NAIDU	195	0,000%
MR ANAS MOOLA	195	0,000%
MR MOTHEO MAHLATSE MPHAHLELE	195	0,000%
MR JAN AGENBACHT	195	0,000%
MISS MAMPSANE DOLLY PHALANE	195	0,000%
MR ANDRE VORSTER	195	0,000%
MR ALAN THOMAS DRAWBRIDGE	194	0,000%
DE-ACTIVATED CLIENTS SHARE A/C	194	0,000%
PIETER WILLEM EKSTEEN TESTAMENTERE	194	0,000%
MRS LOUISE BOUWER	194	0,000%

Full Name	Shareholder Balance (number of shares)	Shareholder Balance %
THE CLIVE DUNN TRUST IT143095	194	0,000%
MR MENACHEM RABIN	194	0,000%
MR TREVYN NAGINDASS	194	0,000%
MR KINGSLEY LEFYINE	194	0,000%
MR DIRK ALEXANDER ACKERMAN	194	0,000%
MR DAVID HUBERT FRANCIS AITKEN	194	0,000%
MR JASON REBELO	194	0,000%
MR KENOSI SEDIBE	194	0,000%
MR SIBONELO MELOKUHLE HLATSHWAYO	194	0,000%
MRS THADUSHA PILLAY	194	0,000%
MISS RAQUEL VAN AMSTERDAM	194	0,000%
MR PATRICK MOKHANDA	194	0,000%
MISS DANIELLA LOPES	194	0,000%
MRS PAMELA RAMSAMY	194	0,000%
MR JEAN LABUSCHAGNE	194	0,000%
MR ASHIQ OSMAN	194	0,000%
MR GRAEME MYHILL	194	0,000%
MR YUSUF VAHED	194	0,000%
MR MOOSA MANGEL	194	0,000%
MRS NTHABISENG MADINGOANE	194	0,000%
MR JOHN ALEXANDER SOLOMON MEYER	193	0,000%
MR ALAN ROGER GOURLEY	193	0,000%
MR PETER ALAN HANKINSON	193	0,000%
MR HSIN-CHIEH HUNG	193	0,000%
MRS MARINA A DU PLESSIS	193	0,000%
MR HAROON MAHOMED MAHOMEDY	193	0,000%
MR LIZALISE MNGCELE	193	0,000%
MS NOSIPHO MATOKAZI	193	0,000%
MR MAZAN FORSYTH DOS SANTOS	193	0,000%
MR MANDLENKOSI BUTHELEZI	193	0,000%
MISS ANLEA POTGIETER	193	0,000%
MR AZHAR DALWAI	193	0,000%
MR JACOBUS VAN ZYL	193	0,000%
MR ZIBUSISO NDWANDWE	193	0,000%
MISS ZIPHELELE NDWANDWE	193	0,000%
MR CHRISTOPHER CARVALHO	192	0,000%
MR REESHEN REDDY	192	0,000%
MR CHRIS LADEWIG	192	0,000%
MRS SELINA UWHA	192	0,000%
MR PHILIPUS POTGIETER	192	0,000%
MR MARTHINUS ABRAHAM PRINSLOO	192	0,000%
MR SIYABONGA MNGUNI	192	0,000%
MR JAMES RICHARD SUTHERLAND	191	0,000%
CHRISTOPHER ROBERT DAY ESQ	191	0,000%
RICHARD EDWARD DAY ESQ	191	0,000%
MR ALLAN VIVIAN WATERSTON	191	0,000%
MRS LINDA RENEE PARRATT	191	0,000%
MR ELDRICH WILLIAMS	191	0,000%
MR IMRAAN TAYOB	191	0,000%
91 IP - MR DF VERSTEEGH	191	0,000%

Full Name	Shareholder Balance (number of shares)	Shareholder Balance %
MR TAWANDA LLOYD TSATSIRE	191	0,000%
MR MARTIN BAM	191	0,000%
MR ROMOFF	191	0,000%
MR THATO SOKE	191	0,000%
MR THANDO GWE	191	0,000%
MR HAROON BARENDS	191	0,000%
MR AADIL KHARODIA	191	0,000%
MRS SITHEMBILE RAKGAJANE	191	0,000%
MR SACHIN PADAYACHEE	191	0,000%
MICHAEL JAMES FLITCROFT JACKSON ESQ	190	0,000%
MR GEORGE BROWN	190	0,000%
MS JACQUELINE MONAMA	190	0,000%
MR JOHANNES HATTINGH	190	0,000%
MISS KOKETSO SAMANTHA TABEA CHIPANE	190	0,000%
MR ERROL (WIP)SHEAR	190	0,000%
MR GIDEON CHRISTIAAN VAN DYK	190	0,000%
MR MYLES PROTHEROE	190	0,000%
MR QUINTIN SMITH	190	0,000%
MS PIN-YI WU	190	0,000%
MR JORDAN CHAIT	190	0,000%
MR THEOPHILUS DLAMINI	190	0,000%
MR SUFYAAN BHAIYAT	190	0,000%
MR HIREN MISTRY	190	0,000%
MR SIBUSISO HLANGU	190	0,000%
MISS GENEVIEVE FIELD	190	0,000%
MR SANELE SHELEMBE	190	0,000%
MR JOHAN STOLTZ	190	0,000%
MR RAIHAN ISMAIL	190	0,000%
MR WESLEY SMITH	190	0,000%
MRS CHANDRAPRABHA VALLABHEE	190	0,000%
MR KHUMO MABALE	189	0,000%
MRS SHEETHAL NADASEN	189	0,000%
MISS KHADIJA ARBEE	189	0,000%
DR WESSEL CILLIERS SWART	189	0,000%
DR YAKOOB VALLIE	189	0,000%
INVAKAI WEALTH UNIVERSE(PTY)LTD	189	0,000%
MISS NOMPUMELELO' PENELOPE ZULU	189	0,000%
MR LOCKY VAN DER MERWE	189	0,000%
MR OMASEN PADAYACHIE	189	0,000%
MRS ROZANNE GIBSON	189	0,000%
MRS RENDANI MASHAMBA	189	0,000%
MR BERNHARDT PULLEN	189	0,000%
MR DHANASEELAN PILLAY	189	0,000%
MR JOSE BORGES DE FREITAS	189	0,000%
MR MUHAMMED TAYOB	188	0,000%
MR DEAN KENNEDY	188	0,000%
MR WADE GUNNING	188	0,000%
MR JOSE PINTO	188	0,000%
MR LESHOKA LETOABA	188	0,000%
MR BHAVIK NARAN	188	0,000%

Full Name	Shareholder Balance (number of shares)	Shareholder Balance %
MR ELVIS DE CARVALHO	188	0,000%
MRS MARIA SMITH	188	0,000%
MRS VERTHARANI NAICKER	188	0,000%
MR NOUSHAAD VAHED	188	0,000%
MR JAYANDLALL HARIPERSHAD	188	0,000%
MR MBHEKENI SIKHOSANA	188	0,000%
MR MEELAN SOOKHA	187	0,000%
DR CAREN CLAASSENS	187	0,000%
MISS ZAKHIA KHAN	187	0,000%
MRS MATHABISO CHAMANE	187	0,000%
MR MZOLISI MAPHINDA	186	0,000%
MR ARNU VAN WYK	186	0,000%
MR DAVID T HEANEY	186	0,000%
MR CHRISTOPHER NEWTON KEAL	186	0,000%
PATS TRUST	186	0,000%
MNR ANDRIES STEPHANUS JOUBERT	186	0,000%
MR ZAHEER AHMED ESSACK	186	0,000%
MR MOHAMED AHMED ESSACK	186	0,000%
MR EVAN RADEMEYER	186	0,000%
MRS KHULILE MACINGWANE	186	0,000%
MR TREVOR MUKUPUKI	186	0,000%
MR KARABO D POOE	186	0,000%
MISS LEANNE LOPES	186	0,000%
MR ALEXANDER BRONKHORST	186	0,000%
MR WILLIE MEYER	186	0,000%
MR TINYIKO TIVANA	186	0,000%
MR SANDILE MNGADI	186	0,000%
MR WILLIAM JOHANNES TOLKEN	185	0,000%
MR SANJAY PURBHOO	185	0,000%
MR JOHN PETER WALLIS	185	0,000%
MRS ZAREENA EBRAHIM MAHOMEDY	185	0,000%
MR BEN BARKAY	185	0,000%
MR THABANG MALULEKA	185	0,000%
MISS NELISA DLAMINI	185	0,000%
MISS NICOLA STRAUSS	185	0,000%
MRS YASHODA KISTEN	185	0,000%
MR COENRAAD JACOBS	185	0,000%
MNR MARKU BURGER	185	0,000%
MR TYRELL LEONARD	185	0,000%
MR BADISA MMUTLANE	185	0,000%
MRS MATHETWA THOTHELA	185	0,000%
MR BONGANI MYEZA	185	0,000%
LJW INVESTMENTS	184	0,000%
DR PAUL HANSEN MENGE	184	0,000%
MR TERENCE DAVID TEMLETT	184	0,000%
MISS MARISA BOTHA	184	0,000%
MR SIMON GOLDSBROUGH	184	0,000%
MISS ANGELIQUE PATRICIO	184	0,000%
MISS SABELISIWE KHOZA	184	0,000%
MR ITUMELENG DILOKE	184	0,000%

Full Name	Shareholder Balance (number of shares)	Shareholder Balance %
MISS NONZWAKAZI NDATHANA	184	0,000%
MR FRANS KOZHIMANNIL	184	0,000%
MR DAVESHEN NAIDU	184	0,000%
MR PHILLIMON MASENYA	184	0,000%
MR MBUTANA SAMUEL MTHEMBU	184	0,000%
MEV HANNIE. DE WITT	183	0,000%
MR HAVEER SINGH	183	0,000%
MR SOORUJ HANIRUTH	183	0,000%
MR SIMPHIWE MTHEMBU	183	0,000%
MR EVAN SLACK	183	0,000%
MR CLAUDIUS LEGOTE	183	0,000%
MISS NOMSA LEHLEHLA	183	0,000%
MR ANANDHAN CHETTY	183	0,000%
MR TSUMANE MOKOTSO	183	0,000%
MR WARREN GARBUTT	183	0,000%
MS LINDELWA GULWAKO	183	0,000%
DR GREGOR FEIG	183	0,000%
MRS KHATHUTSHELO MAVHUNGU	183	0,000%
MRS MANTOA MOHALA	183	0,000%
MR MAQHAWE JOHNSON MBIKWANA	183	0,000%
PHILIP DANVERS SMART	182	0,000%
RICHARD JAMES DANVERS SMART	182	0,000%
MR HERMAN WAGENER	182	0,000%
MR RUAN DE LANGE	182	0,000%
MR MASHEGWANA LEGODI	182	0,000%
MEV GERBRECHT ELIZABETH SCHABORT	182	0,000%
MS NEELTJE SCHOEMAN	182	0,000%
MS MASEGO MOKOENA	182	0,000%
MR GERHARD SCHUTTE	182	0,000%
MR VICTOR FERREIRA	182	0,000%
MR SHELDON NAIDOO	182	0,000%
MR SIYABONGA DERRICK NGWENYA	182	0,000%
MISS NONDUMISO HLWATIKA	182	0,000%
MR LIBERTY CHAWAIPIRA	182	0,000%
MR NICHOLAS CAWOOD	182	0,000%
MISS OGESHNEE MOODLEY	182	0,000%
MR THAMSANOQA HOZA	182	0,000%
MR BRYNN THOMAS	181	0,000%
DR REPHAIM MPOFU	181	0,000%
MR LWANDISO MATOTI	181	0,000%
MR ZAHEER VAWDA	181	0,000%
MRS ROOKSHANA OLLA	181	0,000%
MRS RANI NAIDOO	181	0,000%
MR MARCUS ZACKEY	181	0,000%
DR PIERRE SCHOEMAN	181	0,000%
MR CLIFFORD HOBBS	181	0,000%
MRS KRISANTHA MOODLEY	181	0,000%
MRS ELIZABETH NORVAL	180	0,000%
MR CAMBRIDGE GODI	180	0,000%
MR YAHYA NASIM MITHA	180	0,000%

Full Name	Shareholder Balance (number of shares)	Shareholder Balance %
MISS CHIARA GAMBALE	180	0,000%
MR VISHAL MOHANLAL BHOODHOO	180	0,000%
MEV MINETTE DU PLESSIS	180	0,000%
MR DANNY GUNN	180	0,000%
MR MICHEAL DEMATTEIS	180	0,000%
MR JOHN WEIGHTMAN ANDERSON	180	0,000%
MS OBAKENG MOLEBOGENG CELIA	180	0,000%
MS SEWELA MIRRIAM LETSOALO	180	0,000%
MISS SAMUKELISIWE SITHEBE	180	0,000%
MS NOELEEN URSULA SWARTZ	180	0,000%
MISS ESME DEMPSEY	180	0,000%
MR ADRIEL APPALSAMY	180	0,000%
MS EMILY BOITUMELO MOGOAI	180	0,000%
MR BONGA MTHEMBU	180	0,000%
MR KHUTSO MODIKA	180	0,000%
DR GERT CLOETE	180	0,000%
MR ANDREW KGOKONG	180	0,000%
MR ASHSON SWARTZ	180	0,000%
MS DINEO KULA	180	0,000%
MR CRAIG CHETTY	180	0,000%
MR UZAIR YUSEPH	180	0,000%
MR UMAR ISMAIL	180	0,000%
DR HALIMA DAWOOD	180	0,000%
MR LAWRENCE L BRADLEY	180	0,000%
MRS JENNIFER SHIERS	180	0,000%
MRS PENELOPE SUZAN BENNETT	179	0,000%
MR ETHAN VAN BALLEGOOYEN	179	0,000%
ISL SUNDRY COMPLIANCE	179	0,000%
MISS SISIPHO GWAMA	179	0,000%
MISS SOPHIA WOLOV	179	0,000%
DR VIVEK PADIA	179	0,000%
MS NOBUHLE NTOMBELA	179	0,000%
DR TAMBOY PRAVEN THAMSANQA ZULU	179	0,000%
MR SITHEMBISO GIGABA	179	0,000%
SIR WANDILE MATHENJWA	179	0,000%
MR LEON MOODLEY	179	0,000%
MR ZAKAREE RAMIAH	179	0,000%
MRS LILANIE WALTERS-LITABE	179	0,000%
MR BJORN RUPPELT	178	0,000%
MRS THEMBELIHLE SIBIYA	178	0,000%
MR PETRUS OOSTHUIZEN	178	0,000%
MR GERSHWIN ABRAHAMS	178	0,000%
MR ASHWIN MAHARAJH	178	0,000%
MR SHANE BOTHA	178	0,000%
MR JAEN-PIERRE VAN DEN ENDE	178	0,000%
MR SHOKWAKHE MZIMELA	178	0,000%
MR KOKETSO MALETE	178	0,000%
BAKERS HOUSE SPRINGS (PTY) LTD	178	0,000%
MS HILARY DIANE MORETON	177	0,000%
MRS JENNIFER JOY TUCKER	177	0,000%

Full Name	Shareholder Balance (number of shares)	Shareholder Balance %
MR CHARLES TATENDA PFUTE	177	0,000%
MS ALLISON DAMES	177	0,000%
MEV ZELDA MEIJER	177	0,000%
MR YACOOB SULEMAN SONI	177	0,000%
MR DEON LOURENS	177	0,000%
MR BAVUYISE HERMANUS	177	0,000%
MR ORATILE MASIPA	177	0,000%
MISS POPPIE DORAH MOGAKANE	177	0,000%
MISS ROZALIND ELS	177	0,000%
MR VISCHUM JUGHDAW	177	0,000%
MS HLAKUDI MATJOMANE	177	0,000%
MS CHRISTINE SUSAN JOHNSTON	176	0,000%
MR RAYMOND KEITH SPENCER	176	0,000%
MISS PAMELA BOAST	176	0,000%
MS HLENGIWE KHUZYWAYO	176	0,000%
MRS TABISA LOKWE	176	0,000%
MR FILIPPUS SHIKONGO	176	0,000%
MR RANDAL NAIDOO	176	0,000%
MRS HENRIETTE BOSCH	176	0,000%
MR THEMBA MDLETSHI	176	0,000%
MR IPFI MUDAU	176	0,000%
MS NELILE KHUMALO	176	0,000%
MR NEVILLE JOHN DODGEN	175	0,000%
MR ALWYN LUBBE	175	0,000%
MR MARK GAVIN PENTER	175	0,000%
MR TIAAN THERON	175	0,000%
MR ADRIAAN MEINTJES	175	0,000%
MR KGWADI MAKGOKA	175	0,000%
MISS KRISTEN MCCALLUM	175	0,000%
MR BRIAN COETZEE	175	0,000%
MR DAVID NYAMASVISVA	175	0,000%
MISS THENJIWE HLONGWANA	175	0,000%
MR SFISO NDULI	175	0,000%
MR FHATUWANI RAMAVHALE	175	0,000%
MR AVEEN SINGH	175	0,000%
MRS MARITA MEIRING	174	0,000%
MR HOOSEN ESSA	174	0,000%
MISS SUZEN MASINGI	174	0,000%
MR GARETH CRAIG LEVINSOHN	174	0,000%
MRS JENNIFER HODGE	174	0,000%
MR OTTO GABRIELS	174	0,000%
MR AVELA KENE	174	0,000%
MRS PHUMELELE MNYANDU	174	0,000%
MR JORG WELLINGER	174	0,000%
MR REUBEN HLATSHWAYO	174	0,000%
MR HENRY GREEN	174	0,000%
MRS TSHEPHO MOTLOUNG	174	0,000%
MR KATLEGO THULARE	174	0,000%
MR SPENCER REID	174	0,000%
MR SHAUN HENSHILWOOD	173	0,000%

Full Name	Shareholder Balance (number of shares)	Shareholder Balance %
MR AVINASH SINGH	173	0,000%
MR STEPHEN GUNNION	173	0,000%
MR ZUSAKHE LUBELWANA	173	0,000%
MR JOSHUA TIKISO	173	0,000%
G.V. BLAINE MARY-ANNE TRUST	172	0,000%
MR SHAUN PILLAY	172	0,000%
MRS ANITA GIOVANNONI	172	0,000%
MR DANIEL S DITSEGO	172	0,000%
MR VAUGHN A LABISTOUR	172	0,000%
MISS ALIDA AURET	172	0,000%
MR DESHAN PILLAY	172	0,000%
MR DENVER SEARLE	172	0,000%
MR MATTHEW ERASMUS	172	0,000%
MR WARRICK SHANNON	172	0,000%
MR IBRAHIM VANKER	172	0,000%
MR MATT OOSTHUIZEN	172	0,000%
MR VAUGHAN GREGORY	172	0,000%
MR MAILE SEKHETHELA	172	0,000%
SIR BARTHLO KLOPPER	172	0,000%
MR LWANDO MONO	172	0,000%
MR BONGINKOSI DINDO	172	0,000%
MRS MATSIE MPSHANE	172	0,000%
MRS GLORIA JOY AUBREY	171	0,000%
MRS BRIDGET GOURLAY	171	0,000%
RICHARD FRANCIS GREENSMITH ESQ	171	0,000%
MRS ROSEMARY MARGARET STEEL HIRST	171	0,000%
MRS ELIZABETH LEDINGHAM MURRAY	171	0,000%
MR BARRIE RICHARD PARTRIDGE	171	0,000%
MR JOHANNES VORSTER	171	0,000%
MRS VALERIE HOPE SIGGE	171	0,000%
MRS MELITTA KAHN	171	0,000%
MR MATTHEW GEORGE TULIP	171	0,000%
MR WILLIAM HENRY ANTHONY LYNN	171	0,000%
MR LESLIE RICHARD KEATS	171	0,000%
MR JOHAN JANSE VAN RENSBURG	171	0,000%
MR EZEKIEL MATUKANE	171	0,000%
MR MENDY SARCHI	171	0,000%
MR ETZARD GRIMBEEK	171	0,000%
MRS ANDREA NICOLE BERGER	171	0,000%
MR JASON COOPER-WILLIAMS	171	0,000%
MR DANIEL COOPER	171	0,000%
MISS LESEGO C MOLOBI	171	0,000%
MR XOLANI LUTHULI	171	0,000%
MR JANIS VAN TONDER	171	0,000%
MR YUSUF SULEMAN	170	0,000%
MISS NOMBULELO LANGELIHLE KHOZA	170	0,000%
MR RUDOLPH MATROOS	170	0,000%
MR BAVANANDAN ANGAMUTHOO MOODLEY	170	0,000%
MR TERENCE CREAMER	170	0,000%
MR SCOTT ROSS ALISON	170	0,000%

Full Name	Shareholder Balance (number of shares)	Shareholder Balance %
MISS ZARA WILDER	170	0,000%
MISS RUBY WILDER	170	0,000%
DR ELLESH NARBHARAM SONI	170	0,000%
MRS KARIN MARTHA CHARLOTTE	170	0,000%
MRS FRANCISCA NOKUTHULA KHUMALO	170	0,000%
MR AVIKAR DEVNARAIN	170	0,000%
MR JACOB BLUMENFELD	170	0,000%
MR TIMIR PYLADH	170	0,000%
MR DYLAN MC EWAN	170	0,000%
MR LLEWELYN GLASS	170	0,000%
MRS TERISHA RAMDAYAL	170	0,000%
MEV LOUISE KRUGER	170	0,000%
MR MARK GEORGE HAYES	170	0,000%
MR NHLAMULO TSAKANI MALULEKE	170	0,000%
MS SOPHIE VON BRUGHAN	170	0,000%
MRS ANDREA GAYLE WALKER	169	0,000%
MR ANTON STEENKAMP	169	0,000%
MR MALOSE MASENYA	169	0,000%
MR MERVIN GOVENDER	169	0,000%
MR KAI HOWIE	169	0,000%
MR PETER MAY	169	0,000%
MR NDASHE NDYAMBA	169	0,000%
MR VASILIOS TARGAKIS	169	0,000%
DR SHAHIEN DOLLIE	169	0,000%
MR VIVEN REDDY	169	0,000%
MR VUSI GADU	169	0,000%
MR DAVID JOHN OTTER	168	0,000%
MISS THABILE AMANDA MKHIZE	168	0,000%
MRS TERTIA GEYER	168	0,000%
MR SEAN ALTERN	168	0,000%
MRS CELESTE O'BRIEN	168	0,000%
MR CHAD MALGAS	168	0,000%
MS NTENGA MALULEKE	168	0,000%
MR SOLOMON MOOKA	168	0,000%
MR AADIL JOOSUB	168	0,000%
MR LWAZI BALFOUR	168	0,000%
MR THABISO SIKHUMBUZO LANGA	168	0,000%
MR YUSUF DITTA	168	0,000%
MS LALITHA RAMSARAN	168	0,000%
MR MURRAY JOHN STEWART	168	0,000%
MR NATHANAEL GEORGE ARLINGTON	167	0,000%
MS MULALO RASIVHAGA	167	0,000%
MR CAREL JOHANNES CHRISTIAN HENN	167	0,000%
MR MBULAHENI NEMAKHAVHANI	167	0,000%
MR RESHOLAN MOODLEY	167	0,000%
MR ROSS MAKOWEM	167	0,000%
MISS BIANCA THIELS	167	0,000%
MR JAYASEELAN NAIDOO	167	0,000%
MR PHILLIP DE BRUYN	167	0,000%
MR THULANI MNGUNI	167	0,000%

Full Name	Shareholder Balance (number of shares)	Shareholder Balance %
MR MOTJEKA MADISHA	167	0,000%
MISS NONHLANHLA HADEBE	167	0,000%
MR WILHELM HOLDT	167	0,000%
MRS BHIJAL PARBHOO	167	0,000%
MS DIPUO SEGAPO	167	0,000%
MRS ALISON MARGARET STEWART	167	0,000%
MRS IRIS WINIFRED BELL	166	0,000%
MR MALCOLM KENNETH BROWN	166	0,000%
MR KOLOBE EPHRIAM MASHALA	166	0,000%
MR AKINDAYO OLUFEMI GEORGE AKINGBA	166	0,000%
MR XAVIER KOTZE	166	0,000%
EST LATE VAN BREUKELEN D:O:D	166	0,000%
MISS NYANDALA RAMARU	166	0,000%
MR JOHAN DEKKER	166	0,000%
MR HANNO NEL	166	0,000%
MR DANE CHARLESWORTH	166	0,000%
MR NEIL MCHARDY	166	0,000%
MR KIRAN HANSRAJ	166	0,000%
MS KEDILATILE KOLOBE	166	0,000%
MS MBALI MKHATSHWA	166	0,000%
EXORS OF MARIAN BEATRICE GALE DECD	165	0,000%
MR LOUIS VAN ECK	165	0,000%
MR MPILONHLE KHUMALO	165	0,000%
MS ANDREA DOWNES	165	0,000%
MR MSIZI NZAMA	165	0,000%
THE ESTATE OF HESTER SUSANNA PAIN +	164	0,000%
MR WALTER ALBERT WEGERLE	164	0,000%
ORIENT ISLAMIC EDUCATIONAL	164	0,000%
MRS FATIMA AHMED PARUK	164	0,000%
MR JOSHUA MARKS	164	0,000%
MR NKALIPHO ANDILE NDLOVU	164	0,000%
DR PERUMAL ARUMUGAM	164	0,000%
MR GERTZEN SCHLEMMER	164	0,000%
MR MATTHIAS VENAYAGAMOORTHY	164	0,000%
MISS CWAYITA MPAHLWA	164	0,000%
MR JOE BERK	164	0,000%
MRS JOHANNA MOLOTSI	164	0,000%
MS PENINA MABIKA	164	0,000%
MNR FREDERIK WILHELM VOGES	164	0,000%
MISS JACQUELINE DE VILLIERS	164	0,000%
MS KHOLEKA VEZI	164	0,000%
THE ESTATE OF LENNOX JAMES	164	0,000%
ABOObAKER & USMAN AHMED FAM.CHARIT.	163	0,000%
MR NYAMBENI MARUBINI	163	0,000%
MRS NOTHANDO NONDUMISO NDLOVU	163	0,000%
DR GOOLAM H SURTEE	163	0,000%
MR THABO MOYO	163	0,000%
MISS ANGELIKA BUHROW	163	0,000%
SUKINA CC	163	0,000%
DR SIPHO PIENAAR MALAPANE	163	0,000%

Full Name	Shareholder Balance (number of shares)	Shareholder Balance %
MRS CECILIA BLAIR-BROWN	163	0,000%
MR SIPHO HLOPHE	163	0,000%
MR DAVE TIFFIN	163	0,000%
MR CORNELUS DU PLOOY	162	0,000%
DR RICHARD GONCALVES	162	0,000%
MISS ELIZABETH BOTES	162	0,000%
MR NHLANHLA NTULI	162	0,000%
MR PATRICK VEENSTRA	162	0,000%
MS ZILE NZUZA	162	0,000%
MISS CHWAYITA MACAKATI	162	0,000%
MRS BIMLA PILLAY	162	0,000%
MR BRADLEY BALAJI	162	0,000%
MR JOCHEMUS BEZUIDENHOUT	162	0,000%
MR LEBOHANG MOSOEU	161	0,000%
MISS LERIZE LENSLEY	161	0,000%
MR KAMVA SOKAPA	161	0,000%
MR XOLA MANCIYA	161	0,000%
MS DIMPHO TSOMAKAE	161	0,000%
BURGER LEISURE TRUST	160	0,000%
MR CHRIS DU TOIT	160	0,000%
MEV WILNA VAN TONDER	160	0,000%
MR DIETMAR BOHMER	160	0,000%
MEV HERMIEN LAETITIA VELLEMAN	160	0,000%
MR ZAHEER MOOLA	160	0,000%
MR THULANI KHWELA	160	0,000%
MR SUBASHEN KRISHNA NAIDU	160	0,000%
MR JONAS MPATI	160	0,000%
MISS ZIYANDA SIBABINI	160	0,000%
MR TERENCE CLARE SCHULTZ	159	0,000%
MRS MAMOSA MANANA	159	0,000%
MR FANA MANYAKA	159	0,000%
MISS DINAH MELATO	159	0,000%
MR JOSHUA PETER PULLOCK	159	0,000%
MR DESHAN MURUGAN	159	0,000%
MR SITHEMBISO TANASE	159	0,000%
MRS MERISE HILLMAN	159	0,000%
MR MUZIWANKOSI MNGUNI	159	0,000%
MRS MUSONDA OKONKWO	159	0,000%
VOLKSKAS GENOMINEERDES (EDMS) BPK	158	0,000%
THE ESTATE OF BAREND JACOBUS	158	0,000%
INDUSTRIAL INVESTMENT INTERNATIONAL	158	0,000%
MR MONDE SIMBOSINI	158	0,000%
MR THEMBA SIBIYA	158	0,000%
MR MUHAMMAD AGIGI	158	0,000%
MR SIMON REDMAN	158	0,000%
MR ADRIAN SNYMAN	158	0,000%
MRS KARIN PIETERSE	158	0,000%
MR INGWALD BERGE	158	0,000%
MRS PRETTY MAY	158	0,000%
MR JOHANNES JOOSTE BOTHA	158	0,000%

Full Name	Shareholder Balance (number of shares)	Shareholder Balance %
MISS EILEEN ADA ELSIE MURRELL	157	0,000%
MISS EILEEN MCEWEN	157	0,000%
MR JAN LOUIS VAN DER WALT	157	0,000%
MR THEODORUS VAN KRUISELBERGEN	157	0,000%
MISS NAEEMA YOUSUF ISHAAK MIA	157	0,000%
MR THOMAS SKULLER	157	0,000%
MRS MARIA ELIZABETH BIDDULPH	157	0,000%
MR ETIENNE JEAN LOUW	157	0,000%
MR JAN CHRISTIAAN HENDRIK	157	0,000%
MR JACK LIPSCHITZ	157	0,000%
MR RUSSELL ALEXANDER ALLISON	157	0,000%
MISS ROSE FLORENCE BRANDON	157	0,000%
MISS GLADYS EXDEN ELSE	157	0,000%
THE ESTATE OF ALAN JOSEPH	157	0,000%
MR BERNARD DAVID SAFFY	157	0,000%
MR DAVID WILLIAM CROWTHER	157	0,000%
MR ERROL JOFFE	157	0,000%
MR A THANGUELLU	157	0,000%
THE ESTATE OF MOHAMED GOOLAM HOUSEN	157	0,000%
MR CHARLES JOSEPH MANFRED NATHAN	157	0,000%
MRS SHEILA JOFFE	157	0,000%
MRS MAGDALENA CORNELIA BLIGNAULT	157	0,000%
MRS YVONNE RUTGERS	157	0,000%
MR LEOGANG KOLOTI	157	0,000%
MRS NASTASSHIA MIGGEL	157	0,000%
MS EMELDA LEOHANG MOKHELE	157	0,000%
MR ASHWIN PADAYACHEE	157	0,000%
MISS YAJNA DAMBA	157	0,000%
MNR JAN DREYER VAN DER SPUY	156	0,000%
MRS ZANELE ZAKWE	156	0,000%
MR BERNARD DREYER	156	0,000%
MR MANDISA THABANG NKUNA	156	0,000%
MR BEATUS MOTHATA	156	0,000%
MR MUHAMMAD KASIM MIA	155	0,000%
MR PECKENCE BAYISAYI	155	0,000%
DR PHELELE MTHETHWA	155	0,000%
MR PARMASIVAN CHETTY	155	0,000%
MRS MELLINIE GOVENDER	155	0,000%
MR XABISO DWABE	155	0,000%
MR CIJIMPI PHEWA	155	0,000%
MRS MARY ANNE ELIZABETH BURKE	154	0,000%
THE ESTATE OF EMILY HOFFMAN	154	0,000%
MISS SIMONE TIMM	154	0,000%
MR SHELDON NAIDOO	154	0,000%
MISS LERATO SOKHULU	154	0,000%
MR NDUDUZO DENZEL MTHEMBU	154	0,000%
MR QUINTIN STEYN	154	0,000%
MRS NTOMBIFUTHI NXUMALO	154	0,000%
THE ESTATE OF GORDON ROBERT	153	0,000%
MRS VIRGAL CERRON MEYERS	153	0,000%

Full Name	Shareholder Balance (number of shares)	Shareholder Balance %
MRS CAREN MAYTHAM-MILLS	153	0,000%
MR THEMBA KOOS KABINI	153	0,000%
ME GESINA JOHANNA SWART	152	0,000%
MEV ANNA WILHELMINA SWART	152	0,000%
MR STEPHEN KENNETH DEXTER	152	0,000%
MRS ELIZABETH FLORENCE KIRKSMITH	152	0,000%
MR CHARLES KROG	152	0,000%
MRS JOHANNA THERON	152	0,000%
MR KEITH DOUGLAS DYER	152	0,000%
MR ROBERT SIMPSON GRAHAM	152	0,000%
MRS BONITA MATTHEE	152	0,000%
MR AAQIL ISMAIL	152	0,000%
DR MOGAMAT SHAFICK ISMAIL	152	0,000%
MR CHARLES WILLIAM WIGHT	152	0,000%
MR QUINTIN MARK CROSS	152	0,000%
MR RYAN C HEENAN	152	0,000%
MR THNDUKWAZI MICHAEL NDLOVU	152	0,000%
MRS LEONIE CHAMPION	152	0,000%
MS FAZILA ISMAIL	152	0,000%
MS OGODISENG MONTSHO	152	0,000%
MRS ERIKA HERBST	152	0,000%
MR LINDOKUHLE NDLAZI	152	0,000%
MR LEENDERT JONGHVISSCHER	152	0,000%
MR DALMAINE BOUCHER	152	0,000%
MR ALAN MITCHELL	152	0,000%
MR ALLAN SAAD	151	0,000%
MR PRAVESH DULABH	151	0,000%
MISS GRACE ANN GROOM	151	0,000%
MISS LIESL ANTOINETTE VAN DEN BERG	151	0,000%
MR KEVIN JOHN SCOTT	151	0,000%
MR FEEYAZ MANUEL	151	0,000%
MISS RIVASHA MAHARAJ	151	0,000%
PROF JOHANNA MEYER	151	0,000%
MRS MARINEL NEL	151	0,000%
MR POSHENDRA MOODLEY	151	0,000%
ESTATE LATE DENISE MAUREEN	151	0,000%
MR EDWIN RICHARD REED	150	0,000%
MR RENOS DAMALIS	150	0,000%
MR FRANS IGNATIUS NUTT	150	0,000%
MR NICOLAAS HENDRIK SMIT + JUSTIN JOASH PILLAY	150	0,000%
MR MAHOMED ABDUL KADER VAHED	150	0,000%
MRS SIMONE VICENTE ESCH	150	0,000%
MR ANTHONY CHARLES NOLTE WOOD	150	0,000%
MRS VICTORIA CAROL LEONG	150	0,000%
MR IAN AUDLEY JONES	150	0,000%
MR DIRK JOHANNES VAN DER MERWE	150	0,000%
MR SANJAY RAJKOOMAR	150	0,000%
MR HAGEN JURGEN GEVERS	150	0,000%
MR DEVANDRAN MOODLEY	150	0,000%

Full Name	Shareholder Balance (number of shares)	Shareholder Balance %
MR FRANCOIS J HOFFMANN	150	0,000%
MR QUINTIN A GROENER	150	0,000%
MNR ROHAN HENRY KING	150	0,000%
MNR WILLEM JOHANNES ERASMUS	150	0,000%
MR FRIEDRICH CHRISTIAAN VON MALTITZ	150	0,000%
MRS RIZWANA SABER	150	0,000%
MR DHAVANAND IYER	150	0,000%
MR EUGENE STEWART EVANS	150	0,000%
MRS MARGARET ANNE STEPHENSON	150	0,000%
MR JACO ODENDAAL	150	0,000%
MR MYANDHRA KISTASAMY MOODLEY	150	0,000%
MR PETRUS STEPHANUS VAN DER MERWE	150	0,000%
MR AMAR RAJU KALA	150	0,000%
MS SUMAIYYA EBRAHIM MAHOMED	150	0,000%
MR ADNAN MAYET	150	0,000%
MR GARRY S SHEA	150	0,000%
MR LAZOLA S NOEKETO	150	0,000%
MR RANDHIR RAMESAR RAGUNANAN	150	0,000%
MR BANELE MHLONGO	150	0,000%
MR FOORKAN MOHMED	150	0,000%
MR AMANDUS SITHEMBELE MLABATHEKI	150	0,000%
MISS ACAYLA TAMIRA FREEME	150	0,000%
MISS CANDICE DUNCAN	150	0,000%
MRS JACQUELINE NTHELEDI	150	0,000%
MISS SINDISIWE ANAWI SAMPSON	150	0,000%
MR MICHAEL GERARD JAMES ZEEMAN	150	0,000%
MR PHILIP MORKEL	150	0,000%
MR JOHANNES KLEYNHANS	150	0,000%
MR SUDHIR RAMSAMUJH	150	0,000%
MISS LEIGH-ANNE CHETTY	150	0,000%
MR SIBONISO KHUMALO	150	0,000%
MR MUTSHIDZI RAEDANI	150	0,000%
MR NKHIPHITHENI RAMUKAKATE	150	0,000%
MNR JACOB JOHANNES NAUDE	150	0,000%
MNR ANDRIES JACOB BRINK	150	0,000%
MR JOHN PATRICK CARTER	150	0,000%
MR THENDO BOOI	150	0,000%
MS WINDY MAHAMBA	150	0,000%
MISS AYANDA MAFUNDA	150	0,000%
ESTATE LATE ANITA SMUKLER +	150	0,000%
MR NKOSINATHI CHAMANE	149	0,000%
MR ASHLYN NAIDU	149	0,000%
MRS TASNEEM SABI	149	0,000%
MR LEONARD HYERA	149	0,000%
MR DIEGO MICHAEL LOPES	149	0,000%
MR SIBUSISO MOTSA	149	0,000%
MR IVOR MUDZENGI	149	0,000%
MRS NEL BUCHANAN	149	0,000%
MISS MBALI CELE	149	0,000%
MR PETER OSBORNE	149	0,000%

Full Name	Shareholder Balance (number of shares)	Shareholder Balance %
MRS JUDITH ANNE WOODFORD	148	0,000%
MR ROGER THOMAS	148	0,000%
MRS DEBBIE JOAN DE WET	148	0,000%
VOS + VOS INVESTMENTS (EDMS) BPK	148	0,000%
MR SAMUEL MARVIN SITHOLE	148	0,000%
MR JAGADESHAN GOVENDER	148	0,000%
MS NTHABISENG MUYANE	148	0,000%
MR YUSUF BHAROOCHI	148	0,000%
MR SAKHILE DLAMINI	148	0,000%
MISS TAEGON REIYN FREEME	148	0,000%
MR COBUS OTTO	148	0,000%
MISS MURENDENI SUMBANA	148	0,000%
MISS LUNGISWA XESI	148	0,000%
MR DEAN ANNAPAN	148	0,000%
MISS HAFSAH PEER	148	0,000%
MR ZIYAAD MOHIDEEN	148	0,000%
DR LEAVIT MKANSI FAMILY TRUST	148	0,000%
MS SHAVANI NAIDOO	148	0,000%
MRS JENNIFER JOAN HUKINS	148	0,000%
MISS ESONA PHOZISA ROZANI	147	0,000%
MR DAVID BOTHA	147	0,000%
MR RISHI RAMROOP	147	0,000%
MR SCOTT ALISON	147	0,000%
MRS LIEZL BLACQUIERE	147	0,000%
MR S'THEMBISO SITHOLE	146	0,000%
WENDY BARBARA RACHEL JOSEPHSON TRUS	146	0,000%
MRS THERESA SCHWULST	146	0,000%
MR ABDUL MILAZI	146	0,000%
MRS MANDY ENGELBRECHT	146	0,000%
MR MXOLISI MOTSHWANE	146	0,000%
MISS THEMBAKAZI MADOLO	146	0,000%
MR PRENAY GOVENDER	146	0,000%
MISS SANTHURI PILLAY	146	0,000%
MR CHRISTIAAN BOTHA	146	0,000%
MR MXOLISI MFUNDO NDLAZI	146	0,000%
MRS AMEENA BIBI BUX	146	0,000%
MR DENNIS XAVIER	146	0,000%
MISS MARGARET PECK	145	0,000%
MR JACO STEYNBERG	145	0,000%
MS HERSHEELA TUPPOO NARSEE	145	0,000%
MRS CHARLOTTE JENKINS	145	0,000%
MISS CHWAYITA PRECIOUS PETER	145	0,000%
MR DAMIEN SEBE	145	0,000%
MR WILLEM JACOBUS JOUBERT	145	0,000%
MR JACOBUS VAN RENSBURG	145	0,000%
MISS SPIWE VILAKAZI	145	0,000%
MRS KENEILWE CORDOLIA RASELEKA	145	0,000%
MR CRAIG GUNTER	145	0,000%
MS ROBYN CRAIG	145	0,000%
MR MATANYA PAULOSE MOLOI	145	0,000%

Full Name	Shareholder Balance (number of shares)	Shareholder Balance %
MRS FEMMA COLLEEN HACKLAND	145	0,000%
MR KWENA RAMOROKA	144	0,000%
MR LAZAROS KARAPANAGIOTIDIS	144	0,000%
MRS COLLEEN PATRICIA LEADBEATER	144	0,000%
MR ZAHEER PAHAD	144	0,000%
MISS PAKAMA MAHLUMBA	144	0,000%
MR ABISH GOPAL	144	0,000%
MR KUSHAL NAIDOO	144	0,000%
MISS CHARLETTE PILLAY	144	0,000%
MS IRENE LEFUTSWE	143	0,000%
MR FUMANI KHOSA	143	0,000%
DR RYAN GLASER	143	0,000%
MR MFANAFUTHI GOODENOUGH RADEBE	143	0,000%
MR NJABULO DLAMINI	143	0,000%
MR BRUCE RODGER	143	0,000%
MS SEGOMOTSO MBATHA	143	0,000%
MR MOSIMANEWAKGOTLA MOSARWA	143	0,000%
MS JENNIFER ESME SHINDLER	142	0,000%
MR MERVYN TOI	142	0,000%
MR ALBERT NICOLAS DU TOIT	142	0,000%
MR SIBUSISO KHUMALO	142	0,000%
MR GRANT MALGAS	142	0,000%
MR PETRUS ERASMUS	142	0,000%
MISS DEVARSHNA GOVENDER	142	0,000%
MR PRENESHAN PILLAY	142	0,000%
MR WILLIAM KGANYAGO	142	0,000%
MS NTHATHANE NKOSI	142	0,000%
MISS APHIWE SHAZI	142	0,000%
MR KATLEGO MORANYE	142	0,000%
MR NEIL DENZIL BERGH	142	0,000%
MRS JOANNA WINSOME KUBIK	141	0,000%
MISS YENZIWE NTOMBELA	141	0,000%
MR ANDREW KUIJKEN	141	0,000%
MR SBUSISO MTSHALI	141	0,000%
MNR THOMAS PETRUS ARNOLDUS BOTHA	141	0,000%
MR DEELIP KUMAR SUDHAMA	141	0,000%
MR KENNETH HANEKAM	141	0,000%
MS AARIFAH RAWAT	141	0,000%
MR TREVOR HUGH MARTINS	140	0,000%
MRS ELIZABETH JANET VIEDGE	140	0,000%
MNR WYNAND CHARL MALAN	140	0,000%
MR SANDHIR I HARGOON	140	0,000%
DR ANDREW VENTER	140	0,000%
MR CARL L ROSSLEE	140	0,000%
MR RITESH HARRILALL	140	0,000%
MS MARIA MSIMANGO	140	0,000%
MR KATLEGO MOGOIWA	140	0,000%
MS FIKILE E NKAMBULE	140	0,000%
MRS SABATHA MASEBILO MOGOANE	140	0,000%
MR FORTUNE PITJENG	140	0,000%

Full Name	Shareholder Balance (number of shares)	Shareholder Balance %
MALCOLM SHUTLESS HAIGH ESQ	139	0,000%
MR GARCHONG DONALD LEE	139	0,000%
MR DANIEL JACOBUS JOHANNES VILJOEN	139	0,000%
MR COBUS BEDEKER	139	0,000%
MR NZUZENHLE ZULU	139	0,000%
MRS MONIQUE SHAW	139	0,000%
MR ABEDNIGO MOTALE	139	0,000%
MR VICTOR SADIKI	139	0,000%
MISS NONTOKOZO DLUDLA	139	0,000%
MISS FIONA MUDAU	139	0,000%
MS AMUKELANI SHALOM MBAZIMA	139	0,000%
MR HERMANUS JANSE VAN RENSBURG	139	0,000%
MS KANYANE FELICIA PULA	139	0,000%
MR HEZMAN VEREMU	139	0,000%
MR LEHLOHONOLO MOKETE	139	0,000%
MS TEBOGO MATSHUSI	139	0,000%
MR AMITHKUMAR SIVLAL	138	0,000%
CAPT NICK FLETCHER	138	0,000%
MRS SANDRA ROSSLEE	138	0,000%
MISS KENEILOE NONYANE	138	0,000%
MISS CAROL ANN CHOLWICH	138	0,000%
MR SUNIL NANKHOO	138	0,000%
MR LIVHUWANI MTHIKE	138	0,000%
MR HERMANUS POTGIETER	138	0,000%
MRS PATRICIA FILOMENA LANE	137	0,000%
MRS EDITH MAY ROWE	137	0,000%
MRS JILL MERNA STERN	137	0,000%
MR MICHAEL LETSWALO	137	0,000%
MR HERCULES MALAN	137	0,000%
MS ZINHLE MBOUHO	137	0,000%
MNR ANDRIES STEYN	137	0,000%
MRS MARIA BIERNACKA	137	0,000%
MS THOBEKA MCHUNU	137	0,000%
MR NJABULO ZUMA	137	0,000%
TCS CONCEPTS	137	0,000%
MR IVAN MUFUMBA	136	0,000%
PROF NIRUPA PADIA	136	0,000%
MR KEVIN WATSON	136	0,000%
MR POOVANDTAN MOODLEY	136	0,000%
MS ELSABE ANDREWS	136	0,000%
MR SYABONGA HLATSHWAYO	136	0,000%
RIPPLE ADVENTURES	136	0,000%
MRS NONELWA AMANDA MKOSI	136	0,000%
MR LLEWELYN LUDICK	136	0,000%
MR CLIVE O'NEIL	135	0,000%
MR REGARDT VAN DE VYVER	135	0,000%
MR ANELISA MGCOKOCA	135	0,000%
MR PREGASEN NAIDU	135	0,000%
MR PRIVILAGE CHIIMBA	135	0,000%
MRS NOKULUNGA XABA	135	0,000%

Full Name	Shareholder Balance (number of shares)	Shareholder Balance %
MR MYANDHRA MOODLEY	135	0,000%
BROWN CAPITAL MANAGEMENT (PTY) LTD	135	0,000%
MR JONATHAN DONE	135	0,000%
MR PHILIP RAW	135	0,000%
MISS MIKASHNEE MOODLEY	135	0,000%
MR CHRIS SIBBALD	135	0,000%
MR UMESH JEENA	135	0,000%
MR KGOTLOPO ISRAEL SOLOMON LEGODI	135	0,000%
MR MANQOBA SHABALALA	135	0,000%
MR CHARLES MADONSELA	135	0,000%
MISS ATHOBA SHAZI	135	0,000%
MR PETER ROBERT BRANDT	134	0,000%
MR RICHARD FRANK RUSHTON	134	0,000%
MISS JENNA HAMBROOK	134	0,000%
MR PETER LOUIS PHILIP	134	0,000%
MISS NOZIPHO RADEBE	134	0,000%
MRS THUSANI MKHATSHWA	134	0,000%
MRS NITA DAVID	134	0,000%
MR JACOBUS BOTHA	134	0,000%
MR BONGANI NDWENI	134	0,000%
MR CRAIG NELSON	134	0,000%
MISS KESHREE REDDY	133	0,000%
MISS ALUPHELI NDUDULA	133	0,000%
DR RICHARD HALLEY-STOTT	133	0,000%
MR UVEER CHRISENDUTH	133	0,000%
MS SINDISWA CHILIZA	133	0,000%
MR GRAHAM MACLACHLAN	133	0,000%
MR PHILANI MADLETYANA	133	0,000%
MOMENTUM EA DU PREEZ	132	0,000%
MRS ANN ELIZABETH SCRIVENER	132	0,000%
MRS JANET ANN BURNES	132	0,000%
MR ARNOLDUS KRUGER	132	0,000%
MR SHOLAN REDDY	132	0,000%
MR LLEWELLYN MCPHERSON	132	0,000%
MR LEANDER KAMANGA	132	0,000%
MR POOVILLEN MOODLEY	132	0,000%
MR MOHAMMED AASIF HURZUK	132	0,000%
MR FREDERICK HUMAN	132	0,000%
MR MICHAEL STRUWIG	132	0,000%
MR SCOTT MAGNUS	132	0,000%
MR JACQUES ARTHUR ROBINSON	132	0,000%
MRS GLADNESS KHANYISILE RANQHAI	132	0,000%
MR MALEFANE MOKOENA	132	0,000%
MR MASASANE BALOYI	132	0,000%
MR OBED MATJILA	132	0,000%
MRS DIANE NEL	132	0,000%
MR IAN DALRYMPLE ELDER	131	0,000%
MR PETER FLYNN	131	0,000%
MRS GERARDA CORNELIA MANNERS LABEY	131	0,000%
MISS MARION JEAN SAUNDERS	131	0,000%

Full Name	Shareholder Balance (number of shares)	Shareholder Balance %
RUSSELL SCOTT ESQ	131	0,000%
COLIN SWALES ESQ	131	0,000%
MR NEIL EDWARD VINCENT	131	0,000%
MS LEE-ANN MCGRATH	131	0,000%
MRS DEIDRE COLLEEN MAREE	131	0,000%
THE ESTATE OF SUSANNA MARY GAVIN	131	0,000%
MR EUGENE VALENTINO MORI	131	0,000%
MR RICHARD BUTLER MUIRHEAD	131	0,000%
MRS PAMELA DAWN GRAHAM KOEKEMOER	131	0,000%
MRS ELIZABETH DALRYMPLE-HAY	131	0,000%
MR MUNIR MAHOMED SALEEM MAYAT	131	0,000%
DR PETER JOHN WELLS	131	0,000%
MR DOUGLAS EDWARD OLDS	131	0,000%
MR COLIN GEORGE AITKENHEAD	131	0,000%
MR PATRICK LEPELI	131	0,000%
MRS MARIA TISCHHAUSER	131	0,000%
MR JOHN DENNIS ROBOTOM	131	0,000%
MR ABSOLOM VILAKAZI	131	0,000%
ESTATE LATE PATRICK WILLIAM	131	0,000%
MRS JULIA SYLVIA VAN BILJON +	131	0,000%
MR ALEXANDER ANNAN BROWN	131	0,000%
MEV RIKA CATHERINA KEMP	131	0,000%
MR DAVID MONTGOMERY	131	0,000%
MR BENJAMIN LARRY CARTOON	131	0,000%
MR PETER NORMAN ARNELL HAMLYN	131	0,000%
MR THOMAS TURCK	131	0,000%
DR ERAJESPERAN REDDY	131	0,000%
MISS LORRAINE NOEL MAY RAW	131	0,000%
MR ISMAIL MAHOMED MOTALA	131	0,000%
MARK GALLAGHER	131	0,000%
MISS THUTHUKILE MYENI	131	0,000%
MR ANDREW DAVID RANDAL THOMAS	131	0,000%
MISS TAMARA CHETTY	131	0,000%
MISS THANZI NEKHUBVI	131	0,000%
MRS STEPHANIE JOUBERT	131	0,000%
MR JOHANNES GRIESSEL	131	0,000%
MRS AMELIA JANETHA FOWLER	131	0,000%
MRS SHALAMITH STEIN	131	0,000%
MRS BEVERLEY GAVRONSKY	131	0,000%
MR JAIPRAKASH SHANTILAL BHULA	131	0,000%
MISS WINIFRED JOYCE HERBERT	131	0,000%
MR J ROBIN MELVILLE MARAIS	131	0,000%
RUSSEX NOMINEES (PTY) LTD	130	0,000%
VOS & VOS INVESTMENTS (PTY) LTD	130	0,000%
GLORIA ROSE DENNIS	130	0,000%
MR ROY HORWITZ	130	0,000%
B.F.S A/C THE GEORGE VICTOR BLAINE	130	0,000%
MR IAN GERARD MORREIRA	130	0,000%
MRS CANDICE PICHE	130	0,000%
DR ALESSANDRO PIETRO ALDERA	130	0,000%

Full Name	Shareholder Balance (number of shares)	Shareholder Balance %
MNR JOHANNES GYSBERT MARTHINUS	130	0,000%
MR CLAYTON VERNON SHKAIDY	130	0,000%
MR MARKUS JUSTUS PRETORIUS	130	0,000%
MNR GERHARDUS VAN ROOYEN	130	0,000%
MR GUDRUN DITTRICH-SCHRODER	130	0,000%
VAN ROOYEN TRUST	130	0,000%
MR DAVID LYNDEN COGHLAN BROWNE	130	0,000%
MR SEAN J ROBINSON	130	0,000%
MR MARTIN TERRI KALMEK	130	0,000%
MS ZIPHEZINHLE T C MBATHA	130	0,000%
MR ODWA AUGUST	130	0,000%
MR DIRK JACOBUS MOSTERT	130	0,000%
MR SEARCH VILANCULO	130	0,000%
MR POLANE MAHLOKO	130	0,000%
MISS DIMAKATSO MAKIE MATSANE	130	0,000%
MR RUDIE SMITH	130	0,000%
MR KAMIL BALLIM	130	0,000%
MR PULE MOLEBATS	130	0,000%
MR JUNIOR MABOMBO	130	0,000%
MR KWANELE NGOBESE	130	0,000%
MRS MARIA MAGDALENA VAN WYK	130	0,000%
MR LAWRENCE SOON SHIONG	130	0,000%
MR RICHARD RUDOLPH OPPERMAN	129	0,000%
MR WILLEM BEZUIDENHOUT	129	0,000%
MRS JENIFER HELEN SIMPSON	129	0,000%
MR LUTHO NOJOZI	129	0,000%
MRS LORRAINE WATT	129	0,000%
MISS RONELL VAN WYK	129	0,000%
MR MULWELI SIVHIDZHO	129	0,000%
MR ANDREW ROBERTS	129	0,000%
MISS ELANA KELLERMAN	129	0,000%
MISS TSHIDZANI TSHIVHASE	129	0,000%
MISS ROANDA MUVHUYA TSHIVHASE	129	0,000%
MR PREOLEN PADAYACHEE	129	0,000%
MRS LERATO MOTAU	129	0,000%
MR SPHAMANDLA ZUKE	129	0,000%
MR BABALO MANTEYA	129	0,000%
MS NOKUPHIWA GUMEDE	129	0,000%
MR OMPHILE CHIPAPI	129	0,000%
MR ANTON FRANCOIS SWANEPOEL	129	0,000%
MRS JENNIFER ANNE BARNARD	128	0,000%
MR TSANWANI G MATODZI	128	0,000%
MR DYLAN COSKEY	128	0,000%
MR THABANI NXUMALO	128	0,000%
MISS CHANTELE BOOYSEN	128	0,000%
MS ANN PONTING	128	0,000%
MR NIGEL ALLASAMY	128	0,000%
MS KAMESHINEE NAIDOO	128	0,000%
MR DYLAN STONE	128	0,000%
MR MZAMO SOKHELA	128	0,000%

Full Name	Shareholder Balance (number of shares)	Shareholder Balance %
MR THULANI NAWA	128	0,000%
MR LEBO MADUNA	127	0,000%
HAROLD ARMSTRONG ESQ	127	0,000%
MRS EMILY KATHLEEN BRADFIELD	127	0,000%
JAMES WILLIAM GALBRAITH ESQ	127	0,000%
WALTER IAN TALBOT LING ESQ	127	0,000%
AUSTIN BARNET REID ESQ	127	0,000%
ROYSTON GEORGE WILBREY ESQ	127	0,000%
MR FELIX KONIGSBERGER	127	0,000%
MR NICO JOHANN SWART	127	0,000%
MR. DAVID BOTHA	127	0,000%
MRS DIANA JEAN ANDERSON	127	0,000%
MR IAN GODFREY DAVIDS	127	0,000%
MRS JOANNA MARGARET-MARY WILSON	127	0,000%
MR NASHLIN PATHER	127	0,000%
MR COLLEN NDZONDO	127	0,000%
MR NAPOLEON MUDAU	127	0,000%
MISS MAUREEN NTSEARE	127	0,000%
MS SIKELELWA MDOKWANA	127	0,000%
MR PERUMAL MOOPANAR	127	0,000%
MR MCDONALD MABIDILALA	127	0,000%
MR DYLAN BOWKER	127	0,000%
MRS HALIMA LAHER	126	0,000%
MR DAVID VAN DER WESTHUIZEN	126	0,000%
MR PRAGESH GOVENDER	126	0,000%
MISS BAHLE NOKUBONGA DUBE	126	0,000%
MR CHRISTOPHER COLLARD	126	0,000%
MISS CATHERINE NGWENYA	126	0,000%
MR XOLANI AMSTRONG ZICWELE	126	0,000%
MRS FLORENCE MADELA	126	0,000%
MRS NONJABULO KANONO	126	0,000%
MR MOHAMMAD ZUBAIR PATEL	126	0,000%
DR CYRIL MICHAEL EPSTEIN	125	0,000%
MS CHERILYN PITCHFORD	125	0,000%
MR VILJOEN KILLIAN	125	0,000%
MEV ELIZABETH CHRISTINA ENSLIN	125	0,000%
MISS MILDRED KEDIBONE MOILOA	125	0,000%
MR THEO GERALD BARRY	125	0,000%
MISS LERATO MKHEHLANE	125	0,000%
MR JAN-HENDRIK RUST	125	0,000%
DR NAUSHAD JOOSUB	125	0,000%
MR ARON NTULI	125	0,000%
MISS ZOE VAN DER WALT	125	0,000%
MR UNATHI HLANJWA	125	0,000%
MR SEBASTIAN COOPER	125	0,000%
MR HEINRICH GERBER	125	0,000%
MR. HAFIZA WADEE	125	0,000%
MR NICHOLAS TEIXEIRA	124	0,000%
MR SHAUN WILLIAMS	124	0,000%
MR MATTHEW SYMON	124	0,000%

Full Name	Shareholder Balance (number of shares)	Shareholder Balance %
MR KOOS BULUNGA	124	0,000%
DR NAEEM KHAN	124	0,000%
MR STEPHEN ANNAMUTHU	124	0,000%
MR MAHENDRAN PILLAY	124	0,000%
MR JOHN CAINE	124	0,000%
DR IAN JAMES BARKER	123	0,000%
MISS SIXOLISILE MALINGA	123	0,000%
MRS RONICA SINGH	123	0,000%
MR THIRUVAN DORSAMY	123	0,000%
MRS ZANDILE MAKUBU	123	0,000%
MISS ZINTLE MAKWELO	123	0,000%
MR JOHAN VAN DER MERWE	123	0,000%
MR UVESEN RAMIAH	123	0,000%
MR DONAVAN FREDRICK	123	0,000%
MR MUHAMMAD DITTA	123	0,000%
ESTATE LATE PETER JOHN CLARK +	122	0,000%
MR SITHEMBELE SOLO	122	0,000%
MISS CARI-ANN LO	122	0,000%
MRS NOBATHANDWA MOTLOHI	122	0,000%
MRS MERCIA ROSE BYRNE	122	0,000%
MR BYRON S DONDOLO	122	0,000%
MISS FLORENCE NOMVULA BAMBO	122	0,000%
MR TUMISANG MAKHUBELA	122	0,000%
MRS VIKASHNEE SINGH	122	0,000%
MR GERAN RANGANATHAN	122	0,000%
MR COLIN MANDEBVU	122	0,000%
MR ONTIRETSE PHIRI	122	0,000%
MR STEPHAN ZAAIJMAN	122	0,000%
MR MOHAMMED AMIN MOTALA	121	0,000%
MR ROBIN DENNIS PALFRAMAN	121	0,000%
MR MEIGESHAN NAIDU	121	0,000%
MR MICHAEL MARX	121	0,000%
MR COLIN GEORGE NEVIN	121	0,000%
MR NAGENDRA REDDY	121	0,000%
MS BUSISIWE NAKO	121	0,000%
MISS NOKULUNGA GIVEN MAHAYE	121	0,000%
MISS NASREEN SADER	121	0,000%
MR LINDA CABANE	121	0,000%
MR LEBOHANG MABUYA	121	0,000%
MRS REJOICE ZINHLE GUMEDE	121	0,000%
MISS SHAMIENA BRAND	121	0,000%
MR DYLAN JOHNSTONE	121	0,000%
MR ADHEESH PRAVEENLALL MAHARAJ	120	0,000%
NTABA TRUST	120	0,000%
MR MOHAMMED SULEMAN MAHOMEDY (ACC	120	0,000%
LEADWOOD INVESTMENTS (PTY) LTD	120	0,000%
DR ASHLEY THEODORE LANDERS	120	0,000%
MISS SINENHLANHLA ZUMA	120	0,000%
MR SGWILI ZUMA	120	0,000%
MISS NONDUMISO ZULU	120	0,000%

Full Name	Shareholder Balance (number of shares)	Shareholder Balance %
MR KATLEGO MABENA	120	0,000%
MR ENHONG YEH	120	0,000%
MS BIANCA VAN NELSON	120	0,000%
MR MZWANDILE MDIDIMBA	120	0,000%
MR DANIEL JOHANNES OLIVIER	120	0,000%
MR LEONARD PETERSON	120	0,000%
MRS GLADYS LEKOADU	120	0,000%
ESTLATE E/L ROSEMARY NGIDI	120	0,000%
MS EILIS O BOYLE	119	0,000%
MISS ANNE SHARP	119	0,000%
MRS BEVERLEY ANN HOLDRIDGE	119	0,000%
DR FREDERIK DANIEL DE KOKER	119	0,000%
DR CHRIS STANDER	119	0,000%
MR HERMANUS HAVENGA	119	0,000%
MR CLIFTON NAICKER	119	0,000%
MR PETER-JOHN JANSEN	119	0,000%
MR WILRU BURGER	119	0,000%
MS TALLULAH BUYS-DU PLESSIS	119	0,000%
MR KHULISO MULIGWE	119	0,000%
PROF ELIZABETH SNYMAN-VAN DEVENTER	119	0,000%
MR VIGIL DIRE	119	0,000%
MR DUMISANI DONALD MABOKWENI	119	0,000%
GUY NEVILLE PINNINGTON ESQ	118	0,000%
MR MARTIN NOTCUTT	118	0,000%
MR ANTHONY DALE LEWIS	118	0,000%
MR JEROME MAUSLING	118	0,000%
MR KAMALESEKARAN KISTENSAMY NAIDOO	118	0,000%
MR ZAK VORSTER	118	0,000%
MRS MICHELLE PAVKOVICH	118	0,000%
MR BANELE FINCA	118	0,000%
MRS MELISSA NAICKER	118	0,000%
MR GEORGE ANDRE LAUBSCHER	118	0,000%
MS LEBOHANG MOLEFE	118	0,000%
MR IVAN JACOBUS ESTERHUIZEN	118	0,000%
MR VRISHIK BUDDAN	118	0,000%
MR CRAIG DE BEER	118	0,000%
MR ZAFAR KHAN	118	0,000%
ADRIAN HARRY BLAKE ESQ	117	0,000%
NIALL COLLINS ESQ	117	0,000%
MICHAEL JOHN POPLER ESQ	117	0,000%
MRS MIGNON SMITH	117	0,000%
MR IBRAHIM ABDULLAH MIA	117	0,000%
MRS DOREEN FATTORINI	117	0,000%
THE ESTATE OF GIOVANNI DOMENICO	117	0,000%
MR MICHAEL SELONA	117	0,000%
MR KHALIED PARKER	117	0,000%
MR MMBONENI DZIMBAE	117	0,000%
MISS ZANELE NELISIWE NGCOBO	117	0,000%
MR ADHIL THEERUTH	117	0,000%
MS WENDY BRADFIELD	117	0,000%

Full Name	Shareholder Balance (number of shares)	Shareholder Balance %
MISS NTOKOZO MASANGO	117	0,000%
MRS SHANA GEORGE	117	0,000%
MISS NOMANA SIYASANGA MPEHLE	117	0,000%
MR THAPELO MOKONE	117	0,000%
MR JIM MAPHALLE	117	0,000%
MR JAYNAN MOODLEY	116	0,000%
MR REGOMODITSWE MODISANE	116	0,000%
MISS SLINDILE SHABALALA	116	0,000%
MR MTHOKOZISI RICHARD NKOSI	116	0,000%
MR FRANS NHLAPHO	116	0,000%
MRS MARY PORTIA AICHONA MNCADI	116	0,000%
MISS LISA TRUTER	116	0,000%
MS GAIL OKTOBER	116	0,000%
MR WAYNE WILLIAMS	116	0,000%
MS THEMBISA GABELA	116	0,000%
MISS SUSAN SHEENA GACE	116	0,000%
MR DEREK KEITH GACE	116	0,000%
MR EUAN FERGUSON LAWSON	115	0,000%
MR DHAAMIN PIETERSEN	115	0,000%
MR KEENAN HENDRICKS	115	0,000%
MRS SANDRA CAMPBELL	115	0,000%
MR MARK ANGELO BARBERINI	115	0,000%
MRS LINDA MURIEL HORROCKS	115	0,000%
MISS MARGARET ANNE STEWART	115	0,000%
MRS ELSIE ELIZABETH BODINGTON	115	0,000%
MR MOGAUWANE MAPHOPHA	115	0,000%
MS FAITH VILAKAZI	115	0,000%
MR MICHAEL DUFFY	115	0,000%
MR KAGISHO MANYASHI	115	0,000%
MRS TWANET VENTER	115	0,000%
MRS GERTRUDE CELINE	114	0,000%
MR EDWARD MAGOMA MODIBA	114	0,000%
MR MUHAMMAD JANOO	114	0,000%
MR DERICK SERFONTEIN	114	0,000%
MR KHULWANE MMOFELE	114	0,000%
MR ROHANN ELOFF	114	0,000%
MS DALINDA CATHARINA SWART	114	0,000%
MR DINESH NARAINAN	114	0,000%
MISS CHERNISE NAICKER	114	0,000%
MRS NONHLANHLA FAITH MOLEFE	114	0,000%
MRS BERNADETTE JOUBERT	114	0,000%
MR JOHANNES LOURENS	114	0,000%
MR SELLO MEFOLO MOHLALA	114	0,000%
MS JOVANA KORAC	114	0,000%
MR KARL D DANNEBERG	114	0,000%
MISS NOKUTHULA PATRICIA SITHOLE	114	0,000%
MR THABANG FINGER	114	0,000%
MR BLESSING NGCOBO	114	0,000%
MISS THANDAZILE ZULU	114	0,000%
MR CHRIS PIETERSE	114	0,000%

Full Name	Shareholder Balance (number of shares)	Shareholder Balance %
MR VISHALLE HIRALAL	113	0,000%
MR ASHLEY CHRISTOPHERS	113	0,000%
MR NTUTHUKO MAZIBUKO	113	0,000%
MR VICTOR MORGADO	113	0,000%
MR TYLER CORNELIUS	113	0,000%
MRS FENG-YING HSIEH	113	0,000%
MR ABDUL KADIR ADAM	113	0,000%
MRS CONSTANCE NGALEDZANI MAPHOLI	113	0,000%
MR JACQUES PIERRE MOUTON	113	0,000%
MRS THENJIWE MNGADI	113	0,000%
MR XOLANI CELE	113	0,000%
MR JARRED KRUGER	113	0,000%
MR LUKE SHANNON	112	0,000%
MR DENNIS GOODCHILD	112	0,000%
MR MICHAEL STUART GROOM	112	0,000%
MISS MAMOLETSANE CHABALALA	112	0,000%
MR JAPHETH MUNSAMI	112	0,000%
MISS COURTNEY ALEXANDER	112	0,000%
MRS NICOLETTE LAUDER	112	0,000%
MR SALMAAN MALL	112	0,000%
MRS SHAKUNTHALA LAKHAN	112	0,000%
MR M'BUSI MFEKA	112	0,000%
MS NOMONDE MBHELE	112	0,000%
MR MANDLAKAYISE ALBERT MLOTSHWA	112	0,000%
MRS RABIA KARRIM	111	0,000%
MRS LOVELL VICKERMAN	111	0,000%
MR LUTHANDO MKATSHANA	111	0,000%
MR HENDRIK JACOBUS LOURENS	111	0,000%
MR LAWRENCE MAHLANGU	111	0,000%
MRS FATIMA GANI	111	0,000%
MRS BARBARA GAIL DOEPEL	111	0,000%
MR DEANE ROBERTS	111	0,000%
MR PRESTON LANGEVELDT	111	0,000%
MR VUSUMUZI DUMISANI SIMELANE	111	0,000%
MR TERENCE ROOD	111	0,000%
MR MATHEW SMORENBURG	111	0,000%
MR SIMISO NCWANE	111	0,000%
MR JEREMIA MOYANE	111	0,000%
MR BONGANI KHANYILE	111	0,000%
MR KGOTSO MOTALA	111	0,000%
MS AYAMI SPENGANA	111	0,000%
MR THEMBA MTHOMBENI	111	0,000%
THE SECOND GEORGE VICTOR BLAINE EDW	111	0,000%
MR GAVIN SAUL BERGHEIM	110	0,000%
MR LUTHANDO MNTONGA	110	0,000%
MRS. MOMENTUM GROUP LIMITED C/O	110	0,000%
MR STEFAN DU PLESSIS	110	0,000%
MRS MERGERY WANGUI .KABUYA	110	0,000%
MR VISHAL RAMBARUTH	110	0,000%
THE MASAKHANE TRUST	110	0,000%

Full Name	Shareholder Balance (number of shares)	Shareholder Balance %
MR BARNIE BARNARD	110	0,000%
MR CRAIG ARTHUR ROWAN	110	0,000%
MR EBEN VAN DYK	110	0,000%
MR DESHEN PILLAY	110	0,000%
MS ZEENATH KHAN	110	0,000%
MR TYRON PARRY	110	0,000%
MR JOHANNES PETRUS VENTER	110	0,000%
MR JASON ANDREW GRIEVE	110	0,000%
MR CHRISTOPHER O'FLAHERTY	110	0,000%
MISS TSHEGOFATSO MOTLANGWANE	110	0,000%
MR AHMED HUSSIEN SHAIK	110	0,000%
MRS KARISHMA MANICK POORAN	110	0,000%
MS RENDANI MULAUDZI	110	0,000%
MR BHAVEN PARSOTAM	110	0,000%
MR ROLAND NAIDOO	110	0,000%
MRS OLU LUTHAGA	110	0,000%
MR DANIEL FERREIRA	110	0,000%
MR MANDLA MAHLANGU	110	0,000%
MISS NISHINA DAYARAM	110	0,000%
MR SIKHULULE TYWALA	110	0,000%
MR KAKAZA	110	0,000%
MR MOTLHALENYANE HOLELE	110	0,000%
MS LYSCHQE VAN DER LITH	110	0,000%
CONSTANTIN JOHN MELONOPOULOS ESQ	109	0,000%
MR UWAIS RAZACK	109	0,000%
MR MULALO MASISI	109	0,000%
MR MICHAEL LILJE	109	0,000%
MR CARL VAN NIEKERK	109	0,000%
MR LOUWRENS ZEEMAN	109	0,000%
MR ZAK KRUGER	109	0,000%
MR MTHOBISI MABASO	109	0,000%
MS MARIETTE MALAN	109	0,000%
MRS CAROLINE VAN DIJK	109	0,000%
MISS MARINA VISSER	109	0,000%
MR GIFTON DIMBA	109	0,000%
MR MATTHEW GRUTER	109	0,000%
MRS FATHIMA SADER	109	0,000%
MR SAKHILE GUMEDE	109	0,000%
MR MARTIN JOUBERT	109	0,000%
MRS NERISHA KEMRAJ	109	0,000%
MR GEORGE VISSER	109	0,000%
MR & MRS CRAIG AND LAUREN KENNEDY	109	0,000%
MR TIRO SUPING	109	0,000%
MR WILLEM VENTER	109	0,000%
MS NTUNGFHADZENI MUTWANAMBA	109	0,000%
THE GEORGE VICTOR BLAINE EDWARD SET	109	0,000%
MR MUHAMMAD ARSHAD KHAN	108	0,000%
MR ROLF ECKHARD VON FINTEL	108	0,000%
MR BUY BULLS SELL BEARS INVESTMENT	108	0,000%
MRS KATRINA MARIA JANETTA THIELE	108	0,000%

Full Name	Shareholder Balance (number of shares)	Shareholder Balance %
MR ISMAIL RAVAT EBRAHIM	108	0,000%
MISS PHATHUTSHEDZO VALECIA MAKHURA	108	0,000%
MR LAWRENCE DHLAMINI	108	0,000%
MRS IMOGENE NKOSI	108	0,000%
MR TAYLOR DAVIDSON	108	0,000%
MR SIPHEPHELO MTHEMBU	108	0,000%
MR LUKHANYO GWARUBANA	108	0,000%
MR JONATHAN SRUBIS	108	0,000%
MRS THOBILE MAGUBANE	108	0,000%
REV JOHN GEARY	108	0,000%
MR TEBOHO MOFOKENG	108	0,000%
MR DOCTOR BUTHELEZI	108	0,000%
THE ESTATE OF RENZINA ANNA MEIJER +	107	0,000%
THE ESTATE OF VALENTINE OLIVE JOYCE	107	0,000%
MS JANE CHARLTON	107	0,000%
MISS NICOLE VARTY	107	0,000%
MR KHOTSO THUTO TSOTETSI	107	0,000%
MISS KARABO NKABISENG TSOTETSI	107	0,000%
MRS REFILWE MOYANA	107	0,000%
MR LUKE LAZARUS	107	0,000%
MISS NOKULUNGA CELE	107	0,000%
MRS ANNA BOTHA	107	0,000%
MISS ULIKA BAIJNATH	107	0,000%
MISS MBALI NDLOVU	107	0,000%
MR LOURENS PARKER	107	0,000%
MISS MASHUDU MUDZUNGA	107	0,000%
MR ADRIAN WILLIAM BARKER	106	0,000%
MRS JANE ELIZABETH COOPER	106	0,000%
MR SHARLEN GOVENDER	106	0,000%
MRS LIS HART	106	0,000%
MR ANDREW MEINTJES	106	0,000%
MISS BONGIWE HLOMBE	106	0,000%
MR ABEL RANGALAKANE	106	0,000%
MR SIPHIWO NTANTISO	106	0,000%
MISS PHILISIWE CYNTHIA SHANGE	106	0,000%
MISS KGOMOTSO LEHIHI	106	0,000%
MRS FEZEKA JOYBELLS SABELO	106	0,000%
MR MANDLA MKHIZE	106	0,000%
MR HAROLD IVAN BAUER	105	0,000%
MR RUPERT ALEXANDER MOORHEAD	105	0,000%
MNR CARL MAGNUS LONNGREN TALJAARD	105	0,000%
ESTATE LATE IAIN MACFARLANE	105	0,000%
MR MARK HARRIS	105	0,000%
MR RICHARD NGCOBO	105	0,000%
MISS SINDISIWE MBATHA	105	0,000%
SIR THABANG MAPHUTHA	105	0,000%
MR RIAZ LAZARUS	105	0,000%
MR ZENNETH JORDAAN	105	0,000%
MISS NOMBUYISELO MAESELA	105	0,000%
MISS PHUMULILE MPEMBE	105	0,000%

Full Name	Shareholder Balance (number of shares)	Shareholder Balance %
MRS SUSAN STOMAN	105	0,000%
MR EDWARD WALLACE	105	0,000%
MISS NOMPUMELELO MANHIQUE	105	0,000%
MR MALCOLM KORTJE	105	0,000%
MR NICODEMUS THINANE	105	0,000%
MR MICHAEL CLARK	105	0,000%
MISS JENNIFER MARGARET BOWMAN	105	0,000%
MS NOMAKHAYA SKELE	105	0,000%
MR ANDREW REID	105	0,000%
MR JAMES SUKHESSAN	105	0,000%
MR ALFONSO MARTIN	105	0,000%
MR IVAN PETER GRANT	105	0,000%
THE ESTATE OF ROAR NILSSEN +	104	0,000%
MR UZAIR S MOOSA	104	0,000%
MR TIEHO HANS	104	0,000%
MNR DANIEL G MALAN	104	0,000%
MR THAMSANOQA HEMENI	104	0,000%
MR MFUNDEKELWA MKHULISI	104	0,000%
MR ZAHEER MAHIDA	104	0,000%
MR SIMPHIWE BUTHELEZI	104	0,000%
MRS NOKUFA MOLISE	104	0,000%
MR UZAYR BAYAT	104	0,000%
MR ANDREW MORRISON BOWMAN	104	0,000%
MR MGCULISI SHAZI	104	0,000%
MRS SANDILE KHOZA	104	0,000%
MS MORONGWA MENDRINAH CHILOANE	104	0,000%
MS THEMBISILE GUMEDE	104	0,000%
MR PHAKAMILE MBOBO	104	0,000%
MR GERT PETRUS NICOLAAS KRUGER	103	0,000%
MR FURQAAN DESAI	103	0,000%
MR CHRIS HENNING	103	0,000%
MR NIRITH BASDOW	103	0,000%
MR SANDRAN MOODLEY	103	0,000%
MRS NTOKOZO THUSI	103	0,000%
MRS MEGAN JANE CROSSE	103	0,000%
MS MARIA MAGDALENA GROBLER	103	0,000%
MR THIVIAN GANASE KANDER	103	0,000%
MR CORNELIS RUSSOUW KRUGER	103	0,000%
MR GIDEON PINCUS	103	0,000%
MR GREGORY HUGHES	103	0,000%
DR DAWID GABRIEL HENDRICK LOTZ	103	0,000%
MR LUKE SCHWULST	103	0,000%
MR ALEXANDER JANSSEN VAN VUUREN	103	0,000%
MR SANELE SHEZI	103	0,000%
MISS NOLUTHANDO MSIBI	103	0,000%
MR TILENE NARAINAN	103	0,000%
MRS BABALWA MGOLOMBANE	103	0,000%
MR MATLOU SEHLARE	103	0,000%
MR GAWIE ELLIS	103	0,000%
MR SIPHESIHLE MKHIZE	103	0,000%

Full Name	Shareholder Balance (number of shares)	Shareholder Balance %
MISS YOLANDA NGWEKAZI	103	0,000%
MR LETEBELE MOTOTO	103	0,000%
MR ELMO FREDERICKS	103	0,000%
MRS SYLVIA FRANK	102	0,000%
MICHAEL ERIC WANDLESS ESQ	102	0,000%
MISS LEONE ELIZABETH SCHENCK	102	0,000%
MEV BESS JEANIE JOUBERT	102	0,000%
MRS JEANETTE ADELE HELENE	102	0,000%
MRS GILLIAN LEE DUNLOP	102	0,000%
MR JUSTIN CHRISTIE	102	0,000%
MR FRANK GODDEN	102	0,000%
MRS MMABAGWE ALBERTINA RAMPETE	102	0,000%
MR PAUL NAKENG	102	0,000%
MR S'HAWU YIMBA	102	0,000%
MR EMMANOVEL SOFIADELLIS	102	0,000%
MR RENESH RAMDAYAL	102	0,000%
MR JAN LEKOTA	102	0,000%
MISS RASHIKA DUNDRAJ	102	0,000%
MR JACOBUS VENTER	102	0,000%
MR KATLEGO ROCKY SHAI	102	0,000%
MR MULALO MAPHANGWA	102	0,000%
MR BONGANI MASILELA	102	0,000%
MR ZAYD AHMED	102	0,000%
MR DISANG SERETSE	102	0,000%
MR MHLE NGAMONE	102	0,000%
MRS ERICA ANN SAO JOAO	101	0,000%
MRS JACQULYN PEARSON	101	0,000%
MR ASLAM MIA	101	0,000%
MR MAHOMED NANABHAY	101	0,000%
MRS FARIDA NANABHAY	101	0,000%
MEJ SUZANNE BLOMERUS	101	0,000%
PROF HESTER CECILIA GEYSER	101	0,000%
DR CASSIM EBRAHIM PARUK	101	0,000%
MR KEVIN ROBERT SWART	101	0,000%
MR ANDREW WESTERMEYER	101	0,000%
PRAETOR FINANSIELE BELANG LT	101	0,000%
MRS SIBONOKUHLE MBEWE	101	0,000%
MISS CORNELIA CHWAYITA YEDWA	101	0,000%
MR MAHDI KHAN	101	0,000%
MRS BHAVIKA SINGH	101	0,000%
MR ISAK BRUYNS	101	0,000%
MR OWEN PERINGUEY	101	0,000%
MR LIKETSO TLOU	101	0,000%
MISS MOKGADI MARTHA LEBOGANG	101	0,000%
MR KEABETSWE HUGO TLADI	101	0,000%
MR KUMERAN VENGETSAMY	101	0,000%
MR DAMBUWO DOMBO	101	0,000%
MR KIRAN PILLAY	101	0,000%
MR ROGAN BOTHA	101	0,000%
MRS NOKUKHANYA MOTANG	101	0,000%

Full Name	Shareholder Balance (number of shares)	Shareholder Balance %
MR MAHOMED SALIM MOTALA	101	0,000%
MR HAROLD MASEMULA	101	0,000%
MRS JANET MUNRO	101	0,000%
MISS THARI MPE	101	0,000%
MR DUMISANI HLOPHE	101	0,000%
MISS PHILISIWE GCINA	101	0,000%
MS NELISWA TILESE	101	0,000%
MR ANTON KEYTER	101	0,000%
MIN RUQAYYA SAFIYYAH & FAATIMAH	100	0,000%
RICHIL TRUST	100	0,000%
MR ANDREW NICHOLAS LUCK	100	0,000%
MISS LLANDI VAN DER WALT	100	0,000%
MR SHUNMUGAM GOVENDER	100	0,000%
MR GRAYSON CECIL HEATH	100	0,000%
DR GILLIAN LOUISE KEAST	100	0,000%
ESTATE LATE BEATRICE DENNIS	100	0,000%
ROBIN MOSER INVESTMENTS (PTY) LTD	100	0,000%
MR RONALD PERCY PENN	100	0,000%
MR IAN JOSEPH JENNINGS	100	0,000%
MR TRAVIS HENRY MC CLURE	100	0,000%
MISS ELIZABETH VAN NOORD	100	0,000%
MR JOSE DA SILVA	100	0,000%
MR MARUPINI TSHIPALA	100	0,000%
MR MICHIEL VAN NIEKERK	100	0,000%
MR KESIGEN CANTASAMY	100	0,000%
MR DAVID S STARK	100	0,000%
MRS RACHEL ANN NOBLE	100	0,000%
MRS DOROTHY ELAINE COCKHEAD	100	0,000%
MR STEVEN BENJAMIN TREVOR CHANGFOOT	100	0,000%
MR FERDINAND NIELSEN	100	0,000%
MS BRONWEN JANE FORBES	100	0,000%
MEJ CATHARINA BECKER	100	0,000%
DR AHMED EBRAHIM MAHOMEDY	100	0,000%
THE DENIS & FERNA MACEY FAMILY TRUS	100	0,000%
MRS ALETTA SUSANNA VAN DER	100	0,000%
MRS POOVENDHRI VIRANNA	100	0,000%
MR MOHAMMED S MOOSA	100	0,000%
MEV MARIETA UYS	100	0,000%
MR LESLIE GROVES	100	0,000%
EST LATE LEVINSOHN D.O.D 2023/02/21	100	0,000%
MR MUHAMMAD ISMAIL OMAR	100	0,000%
MR AHMED ISMAIL	100	0,000%
MR SIVANDERAN MOODLEY	100	0,000%
MR MOHAMED BERA	100	0,000%
MISS AMANDA ALISON VICKERS	100	0,000%
MISS ZUNI DIA STAUDE	100	0,000%
DR TATENG SAMSON HLABYAGO	100	0,000%
MR KEVIN CALITZ	100	0,000%
MR SHERWIN GOVENDER	100	0,000%
MNR HENDRIK H VAN DER MERWE	100	0,000%

Full Name	Shareholder Balance (number of shares)	Shareholder Balance %
MR SIPHEPHELO S NKUTHA	100	0,000%
MR IRFAAN-ALLY PATHAN	100	0,000%
MR MATTHEW DAVID FARRAR	100	0,000%
ROBERT MICHAEL JANSE VAN VUUREN	100	0,000%
CTGD STOCKVEL	100	0,000%
MR JOHN NICHOLAS WALLINGTON	100	0,000%
WAZAMA HOLDINGS (PTY) LTD	100	0,000%
MR UMESH VAGA	100	0,000%
MR AJAY MAHARAJ BACHULAL	100	0,000%
MR MOGAMBERY DENNIS MOODLEY	100	0,000%
MR CHRISTIAN NGONIDZASHE MUSHONGA	100	0,000%
MS LIZ HARDWICK	100	0,000%
DR WOLFGANG JUERGEN STAUDE	100	0,000%
MRS ROKAYA AHMED KAJEE	100	0,000%
MR CHRISTOPHER JANSEN	100	0,000%
MR LODEWYK PETRUS UYS	100	0,000%
MR GERARD MARTINIUS COOKE	100	0,000%
DR MUHAMMAD MINTY	100	0,000%
MRS RITA GIULIA VISENTIN	100	0,000%
MR HERMAN JACOBUS JOHANNES FOUCHÉ	100	0,000%
MR RYAN EVAN BRICKER	100	0,000%
MR SHRIEN MAHARAJ	100	0,000%
MRS ASHIKA PATHER	100	0,000%
MR VINAY NAGAR	100	0,000%
MISS TRACY SELOTOLE	100	0,000%
MR PETRUS JOHANNES DU TOIT	100	0,000%
MS MERUSHA GOVENDER	100	0,000%
MNR CHARLES M PEARSON	100	0,000%
MR SEAN LOUIS SLABBERT	100	0,000%
MR LESLIE JAMES SANDERS	100	0,000%
MR COENRAAD KOTZE SMIT	100	0,000%
MR JEREMY JOHN FREDERICK ANDREWS	100	0,000%
MRS MINCA WORSLEY	100	0,000%
MR MUNEEB AHMED BREY- ACC NO.2	100	0,000%
MRS GAIL ANN SWARTZ	100	0,000%
MR VIHAAN DASARATH	100	0,000%
MR HYLTON GUY HALE	100	0,000%
MRS JUDY VERONICA JOSEPH	100	0,000%
MR MICHAEL LEONARD BRICKER	100	0,000%
MR MARK PETER HALAMANDRES	100	0,000%
MR NEIL A L D PARKER	100	0,000%
MRS PALESA DIHEMO	100	0,000%
MISS TRACY-LEE ERASMUS	100	0,000%
MR KREEGAN GOVENDER	100	0,000%
MR CORNELIUS DUDULA	100	0,000%
MISS TENIELLE PERUMALSWAMI	100	0,000%
MRS SASERIKA NAIDU	100	0,000%
MR BRIAN DOMINGO	100	0,000%
MR MOHAMMED PATEL	100	0,000%
MR DIMITRI ANTONIO DI PAOLO	100	0,000%

Full Name	Shareholder Balance (number of shares)	Shareholder Balance %
MR NEO MOKGATLA	100	0,000%
MRS LAURA HEYNS	100	0,000%
MR MESHAN GOVENDER	100	0,000%
MR KEEGAN MOODLEY	100	0,000%
MR VICTOR SWAI MAKAE	100	0,000%
MRS LUNGILE TINY MAJOR	100	0,000%
MOKGABITSA PTY LTD	100	0,000%
MR VICTOR G HENDRICKS	100	0,000%
MR MELUSI NDLOVU	100	0,000%
MR GOVINDRAJAN GOVENDER	100	0,000%
MISS KHATHULO MULAUDZI	100	0,000%
MISS NTOMBIZETHU MHLONGO	100	0,000%
MRS VINOTHA NOVEEN ISON	100	0,000%
MISS NONDUMISO P GWALA	100	0,000%
MRS NONHLANHLA DOREEN LEOLA	100	0,000%
MRS JESSICA M MCDOUGALL	100	0,000%
MR SHIVASKAR RAMLALL	100	0,000%
MISS REBECCA MOPAILO	100	0,000%
MR BONGANI L KHUMALO	100	0,000%
MAEBA A MABEDI INVESTMENT	100	0,000%
MS CLARICE DE BRUYN	100	0,000%
MRS SAROJINI NAIDOO	100	0,000%
MR CRAIG PAUL TAYLOR	100	0,000%
MR THIRUNASEN MADURAMUTHU	100	0,000%
MR MARCO FERREIRA	100	0,000%
MRS BOITUMELO MOGWERA	100	0,000%
MRS KARIN CHARLOTTE PIETERSE	100	0,000%
MISS NONHLANHLA ZONDI	100	0,000%
MR MSINGATHI MAZIBUKWANA	100	0,000%
MR PETER DESMOND POST	100	0,000%
MR VUYISILE BANGANI	100	0,000%
MS MODIEGI THIPE	100	0,000%
MRS REBOTILE KOMANE	100	0,000%
MRS JULIA KHOZA	100	0,000%
MRS MAGARETHA DORATHEA ELIZABETH	100	0,000%
MS ESHARI SINGH	100	0,000%
MRS ZANDILE NTSJOBANE	100	0,000%
MR MIHAN VAN ZYL	100	0,000%
MR JAY MATSOBANE MALATJI	100	0,000%
MRS MARIA CHABALALA	100	0,000%
MR ANDRIES PETRUS PEPLER VAN DER	100	0,000%
MRS SHARON MLADINA	100	0,000%
MR MOKHOTOANE WILFRED SEROFA	100	0,000%
MR JOHANNES GEORGE BENADE	100	0,000%
MR LEON SCHOEMAN	100	0,000%
MR ZWELIHLE PHOSWA	100	0,000%
MS NDIVHO MUTATI	100	0,000%
MRS RAISHA ADAM	100	0,000%
MRS SHIRLEY ELIZABETH WILLIAMS	100	0,000%
MR SAMASHEN PILLAY	100	0,000%

Full Name	Shareholder Balance (number of shares)	Shareholder Balance %
MRS JOHANNA PHLIPPINA MAGDALENA DU	100	0,000%
MR JAN-HENDRIK DE VILLIERS	100	0,000%
MR TAPIWA TEVERA	100	0,000%
MR WAYNE KIESWETTER	100	0,000%
MR JOSHUA REED	100	0,000%
MISS DOLLY NINELA	100	0,000%
MR CHRISTOPHER JACOBS	100	0,000%
MS THOBILE SOSIBO	100	0,000%
MR SIHLE WELCOME NGUBANE	100	0,000%
MR KERCHEL JAFTHA	100	0,000%
MS MERESHKA SEWNARAIN	100	0,000%
MISS ALUTHA NIGHTINGALE	100	0,000%
MR ALAN CHEN	100	0,000%
MR NEIL HOUZET	100	0,000%
MR SANDISO HLOPHE	100	0,000%
MISS AMAL VAID	100	0,000%
MR LINDANI SIBIYA	100	0,000%
CAPLA INVESTMENTS	100	0,000%
MR MFANZILE MICHAEL MABILA	100	0,000%
MASTER DIAN BREEDT	100	0,000%
MY EARTH HOLDINGS (PTY) LTD	100	0,000%
MR MALEK ABDUL HAMID KARIM	100	0,000%
MR JUSTIN BRETT CHADWICK	100	0,000%
MISS FAAIZA AHMED PARUK	100	0,000%
MR VIRGILIO MANUEL DA CRUZ NUNES	99	0,000%
MRS AYESHA ISMAIL PATEL	99	0,000%
MRS GERALDINE IRIS BEDWELL	99	0,000%
MR HOOSEN EBRAHIM SADER	99	0,000%
MR ABDULLAH MOOSA	99	0,000%
MRS ANNETTE HARRISON	99	0,000%
MISS SANELE PATIANCE DLAMINI	99	0,000%
DR SHUAIB ISMAIL MANJRA	99	0,000%
MRS SUSAN ELAINE JACKSON	99	0,000%
MR IAN ALEXANDER FERGUSON	99	0,000%
MRS SHANTA SINGH	99	0,000%
MR SHALEN SINGH	99	0,000%
DR ANDRE CHARLES PIETERSE	99	0,000%
DR JOHANNES CHRISTIAAN VAN DER WALT	99	0,000%
MR ZILUNGISELE MBANJWA	99	0,000%
MR MARLON ADAMS	99	0,000%
MR VILOSHAN REDDY	99	0,000%
MR TEVLIN PILLAY	99	0,000%
MR JARRYD JANBROERS	99	0,000%
MR WISEMAN SIKRWEQE	99	0,000%
MR CHRIS VAN DER WALT	99	0,000%
MR KAMOGELO SEOMANE	99	0,000%
MR MXOLISI KHAMBULE	99	0,000%
MRS TAKALANI KGAMPE	99	0,000%
MRS MARY KASEKE	99	0,000%
MR EMMANUEL BIYELA	99	0,000%

Full Name	Shareholder Balance (number of shares)	Shareholder Balance %
MR JAMES DLANGAMANDLA	99	0,000%
MISS SIBONGILE MABELE	99	0,000%
MR SIBUSISO INNOCENT CEBEKHULU	99	0,000%
MR EDMUND MTAMBO	99	0,000%
MRS BERTHA BARTHUS	99	0,000%
MRS TRUSHNA SHARADKUMAR PRABHUDAS	99	0,000%
MRS HUMAIRA AHMED PARUK	99	0,000%
MRS MARGARET DICKIE STEWART	98	0,000%
MR CARL FRITZ SCHOLZ	98	0,000%
MR GERT PETRUS NICHOLAAS KRUGER	98	0,000%
MR HEIMAN HOTZ	98	0,000%
MR ARTHUR SIDNEY HENNAH	98	0,000%
MR SALEH MAHOMED GANI	98	0,000%
MRS BARBARA GLADYS RICHARDSON	98	0,000%
MR RICHARD JAMES MCKAY	98	0,000%
MRS BEVERLEY DAEL BARBER	98	0,000%
CGS INVESTMENTS (PTY) LTD	98	0,000%
MR RICHARD HARRIS JAMES AYERS	98	0,000%
MR KAMENTHREN PILLAY	98	0,000%
JAMES BUTLER	98	0,000%
SUDHIRKUMAR DOOLABH	98	0,000%
MRS ARADHANA DURJAN	98	0,000%
MR FANIE BUYS	98	0,000%
MR TICHAKUNDA MUNODAWAFA	98	0,000%
MR STEPHEN FRANK	98	0,000%
MR DEON GROENEWALD	98	0,000%
M G OESI (PENSIONER)	98	0,000%
MR DARRYL GORDON NEVILLE DALE	98	0,000%
MR SULIMAN HARNEKAR	98	0,000%
MR DAVID PADGHAM	98	0,000%
MRS ENA ANDREA SCHMIDT	98	0,000%
MR BENJAMIN NOTHLING	98	0,000%
MISS TANDOKAZI STAFFA	98	0,000%
MR AVASHAN PILLAY	98	0,000%
MISS PRIOSHINI GOVENDER	98	0,000%
MRS TERESA RENKE	98	0,000%
MR BILAAL EMMAMALLY	98	0,000%
MR SIMANGELE SHONGWE	98	0,000%
MISS TSHEPISO BOTLHOKO	98	0,000%
MR IAN PARKER	98	0,000%
MR JUNAID ADAMJEE	98	0,000%
MR DANIEL SCHOLTZ	98	0,000%
MR OMAR FAROOQ BABAR	98	0,000%
ESTLATE E/L CLIVE DRYDEN	98	0,000%
MR CRAIG GEMMELL	98	0,000%
MR ASHLEY WOOLLATT	98	0,000%
MR JATEEL SHARADKUMAR PRABHUDAS	98	0,000%
MRS LINDY-LOU WAREING	98	0,000%
MR AHMED EBRAHIM MAYAT	98	0,000%
MR MAHEMOOD AMEEN E/LATE	97	0,000%

Full Name	Shareholder Balance (number of shares)	Shareholder Balance %
ESTATE LATE ALAN ALBERT EDWARD	97	0,000%
MRS GILLIAN MARGARET FISHER	97	0,000%
MR MOHAMED FAROUK AKOO	97	0,000%
MR STEPHEN SCHOLTZ	97	0,000%
MR ANDREW PIETER LE ROUX	97	0,000%
MRS ALETTA JACOMINA LE ROUX	97	0,000%
MR PETER SCHMITZ	97	0,000%
MR ANDREW WILLIAM VOS	97	0,000%
MRS LENORE CECILE CIOLLI	97	0,000%
MISS LINDA MARIE SWANEPOEL	97	0,000%
MR BRETT HOPE ROBERTSON	97	0,000%
MS SHARRON BARBARA HAWKES	97	0,000%
MRS MICHELLE ADENE CHAPERON	97	0,000%
MISS NOZIPHO MANQELE	97	0,000%
MRS NOMONDE NTABENI	97	0,000%
MS MORWADI RAMAGAGA	97	0,000%
MR JAMAAL ECKSTEIN	97	0,000%
MR GUSTAV VERMAAS	97	0,000%
DR ATISANG MATLOKO	97	0,000%
MISS TINTSWALO NDLOVU	97	0,000%
MRS IMMACULATE SIBISI	97	0,000%
MRS DEBRA MATHER	97	0,000%
MR KATLEGO MPHOMANE	97	0,000%
MS SELALLO NTLABATI	97	0,000%
MR OMER MOMIN	97	0,000%
MS MARI T KAPP	97	0,000%
MRS MOSIBUDI RAPELEGO	97	0,000%
MR THOBILE GXABU	97	0,000%
MS DESHM GOVENDER	97	0,000%
MR PHINDILE MTHOLO	97	0,000%
MR DYLAN KLEYNHANS	97	0,000%
MR PFARISO MARAGA	97	0,000%
MR GILBERT JOHN O'CONNELL	97	0,000%
MR ALASTAIR DAVID CAMERON	96	0,000%
MR GEOFFREY GEORGE JAMES DURHAM	96	0,000%
MR DUNCAN CUMMING SMITH	96	0,000%
MISS SHEREEN SULIMAN GARDEE	96	0,000%
MR EBRAHIM SHEIK DAWOOD	96	0,000%
MR JEREMY HART	96	0,000%
MR YASHEEL BAHADUR	96	0,000%
MR NISHAL PEMA	96	0,000%
MRS MICHELLE JOAN DUDLEY	96	0,000%
MR AHMED EBRAHIM VARACHIA	96	0,000%
MR CHRISTOPHER MARTIN BESWICK	96	0,000%
MR ARMAAN MAHARAJ	96	0,000%
MR MATHOLE MOTJIYENG	96	0,000%
MRS THELMA DE KLERK	96	0,000%
MR TSHIDISO MOTHIBATSELA	96	0,000%
MS AVHASEI TSHIVHASE	96	0,000%
MR ASREE JOHAAR	96	0,000%

Full Name	Shareholder Balance (number of shares)	Shareholder Balance %
DR LWANDILE MAJOZINI	96	0,000%
MISS FHULUFHELO RAPHALALANI	96	0,000%
MRS MARGARET MAUDE WITHERSPOON	95	0,000%
MR ANVER MOOLLA	95	0,000%
MRS DEBORAH ANN VERREYNNE	95	0,000%
MS MARY-JANE MPHAHLELE	95	0,000%
MR SYDWELL NGXOKELA	95	0,000%
FIRSTRAND BANK LIMITED	95	0,000%
FULLOUTPUT 147 (PTY) LTD	95	0,000%
MR SYDWELL SIFISO NGIDI	95	0,000%
THE UMHLATUZI VALLEY SUGAR COMPANY	95	0,000%
MR LUFUNO PATRICK MAKHADO	95	0,000%
MR SIPHIWE MTAMBO	95	0,000%
MR WYNAND DE LANGE	95	0,000%
MISS NOMABHONGO BE	95	0,000%
DR ONKE SIKHONJE	95	0,000%
MR NARANDRIN NAGIAH	95	0,000%
MRS ZIBUYILE NKOSI	95	0,000%
MR HAMZEH MAJIET	95	0,000%
MRS JANE ELIZABETH SCHEUER	94	0,000%
THE ESTATE OF BARNEY LEVIN +	94	0,000%
MR DANIEL SWANEOEL	94	0,000%
DR LEROY WITBOOI	94	0,000%
MR DESMOND CAMPBELL	94	0,000%
MR CEDRIC HENRY	94	0,000%
MR ASHLEY CHETTY	94	0,000%
MR BRENDEN ADRIAANZEN	94	0,000%
MS VONGANI MANGANYE	94	0,000%
MR ZAKARIYA CASSIMJEE	94	0,000%
MR MICHAEL MIDGLEY	94	0,000%
MISS ZUKISWA JIKWANA	94	0,000%
MISS FUNDOKUHLE BASANI DANERA	94	0,000%
MS NOMTHANDAZO KHUMALO	94	0,000%
MR MAHOMED ALI HAFJEJEE	93	0,000%
MR KIRAN BAGRATH	93	0,000%
MISS NEO NTHIBANE	93	0,000%
DR JERRY GEORGE	93	0,000%
MISS NOMPUMELELO MFEKA	93	0,000%
MR AHMED B LANGRY	93	0,000%
MR GORDON YUILL	93	0,000%
MISS NOKUKHANYA MHLONGO	93	0,000%
MR MARK HOWARD	93	0,000%
MR GARTH KIMBER	93	0,000%
MR TEBOHO MIER	93	0,000%
MS MAMODU MOKGANYA	93	0,000%
MISS APELELE MFOLOZI	93	0,000%
MR RYNO WERNICH	93	0,000%
MR ROBERT DLAMINI	93	0,000%
MS BONOLO MAPHOTOMA	93	0,000%
MR THAPELO MAKOA	93	0,000%

Full Name	Shareholder Balance (number of shares)	Shareholder Balance %
MS NOBUHLE MAPHUMULO	93	0,000%
MS RUFARO MANYUMWA	93	0,000%
MR ESSOP SALOJEE PATEL	92	0,000%
MR MOHAMED NABEE MOOSA	92	0,000%
MR YASEEN SHEIK MOOSA	92	0,000%
GAIL MARY SMART	92	0,000%
MR RENIER GELDENHUYS	92	0,000%
MR JABULANI RONNIE NCAYIYANA	92	0,000%
MR REALEBOHA LEHOBO	92	0,000%
MR JOSHUA GREEN	92	0,000%
MR NEILL WILSON	92	0,000%
MR SUDHINDRA NAIDOO	92	0,000%
MR MUAZ OMAR	92	0,000%
MR ASHISH MAMMEN	92	0,000%
MR BOOYE ROUSSEAU	92	0,000%
MR SBONELO HLALUWAZI DUBE	92	0,000%
MISS BUKELWA MARIAH MATLOU	92	0,000%
MR TSHEPO BLOM	92	0,000%
DR AKINOLA ODUNTAN	92	0,000%
MR DANIEL CONRADIE	92	0,000%
MR DOORSAMAY MOODLEY	92	0,000%
MS APHIWE NCUBE	92	0,000%
MR BONGUMUSA SANDILE MASEKO	92	0,000%
MR VAUGHAN GOWAR	91	0,000%
MR ROURKE CHANNON	91	0,000%
MRS BEULAH MEINTJES	91	0,000%
MR JOHANNES HATTINGH	91	0,000%
MRS CATHERINE KHATHAZILE TSHOBENI	91	0,000%
MISS SINAKHOKONKE ZINHLE NKABINDE	91	0,000%
MR MITCHELL CARY	91	0,000%
MR GABRIEL FISHER	91	0,000%
MISS NEO KGAPHOLA	91	0,000%
MISS MASEGO SEHOOLE	91	0,000%
MR PHILLIP FOURIE	91	0,000%
MR LUQMAAN ABRAM	91	0,000%
MR HANDSOME NKWANYANA	91	0,000%
MISS REOLEBOGILE RETHABILE SELLO	91	0,000%
MISS KATLEGO SELLO	91	0,000%
MR ERNEST TIBANE	91	0,000%
MRS WINNIE MARUTLE	91	0,000%
MRS RABIA SULEMAN MUNSHI	91	0,000%
DR STIENEL THOM	90	0,000%
MR JOHN PLATT	90	0,000%
MR WILFRED GRUZD	90	0,000%
MRS FRANCELIA FREDERICA STEPHENS	90	0,000%
MR RAYMOND BOSWEL	90	0,000%
MR WALDO PETER STAUDE	90	0,000%
MR GIANO SERGIO REBELO	90	0,000%
MR HERMANUS B COERTZEN	90	0,000%
MR PRAVESH S KALYAN	90	0,000%

Full Name	Shareholder Balance (number of shares)	Shareholder Balance %
MR MPFUMELO KEEGAN BALOYI	90	0,000%
MR MAMOGOBALE G PHALA	90	0,000%
MR CRAIG HOWES	90	0,000%
MR TIM DAVID TYSON	90	0,000%
MISS YASANDISA NOGULA	90	0,000%
MR DUMISANI MTHETHWA	90	0,000%
MR TSHILIDZI DZIVHANI	90	0,000%
MISS YANDISWA MARALA	90	0,000%
MISS KIARRA GANAMANY	90	0,000%
MR KARABO MOKOENA	90	0,000%
MR VUKILE TSHABALALA	90	0,000%
MR BONGANI BOTTOMAN	90	0,000%
MR DALE SHEPHERD MORTON	90	0,000%
MR FERGUSON MOSES	90	0,000%
MR PRAVESH BHAGIRATHE	90	0,000%
MR SIPHAMANDLA CELE	90	0,000%
MISS ZAHRA MUNSHI	90	0,000%
MR JOAO YEN SUNG (NON RES)	89	0,000%
MR NKOSINATHI THOBELA	89	0,000%
MR RENDANI ROBERT MANYAGE	89	0,000%
MRS TRUDIE BRAND	89	0,000%
MR CHRISTOPHER ADAMS	89	0,000%
MR YOGAN CHETTY	89	0,000%
MR AKESH BANSEE	89	0,000%
MR JOHLAN PRETORIUS	89	0,000%
MR VUSI NKOSI	89	0,000%
MR SUGENDRA NAIDOO	89	0,000%
MR GRAEME MADSEN	89	0,000%
MR ALRICO JAYSON DE LANGE	89	0,000%
MR LOUIS COETZEE	89	0,000%
MR LUNGELONG NGQUMETYANA	88	0,000%
MISS MAITE HAMESE	88	0,000%
MISS LILY ANGEL SEGAL	88	0,000%
MS NOTHANDO NOKULUNGA MDHLULI	88	0,000%
MR MOHAMMED ISMAIL PANDOR	88	0,000%
MISS ZINHLE MASHABA	88	0,000%
MR GRANT MDHLULI	88	0,000%
MR MICHAEL GAZIMBI	88	0,000%
MR MTHEMBU MDUDUZI	88	0,000%
MR ANDREW SOGLO	88	0,000%
MRS MODJADJI BALOYI	88	0,000%
MISS JENNIFER SINDISIWE DANISA	88	0,000%
MR CYRILLE NGNECHIE FONKOU	88	0,000%
MR GRAEME MOUNTFORT	87	0,000%
VAN WYK BELEGGINGS TRUST	87	0,000%
MR NATHAN E FEDER	87	0,000%
MR JOHAN STEYN	87	0,000%
MR YUSUF CHAMDA	87	0,000%
MR WAYNE CHUNDERDURI	87	0,000%
MRS ZANELE VIRGINIA BUTHELEZI	87	0,000%

Full Name	Shareholder Balance (number of shares)	Shareholder Balance %
MR ANDREW BRYANT	87	0,000%
MR WISANI MABALE	87	0,000%
MISS WILDER CORAL SHAW	87	0,000%
MR JOHAN VERWEY	87	0,000%
MR KENNETH MANGANYE	87	0,000%
MR LUQMAAN DELJION	87	0,000%
MR MUHAMMAD DELJION	87	0,000%
MR ERICH WIEHAHN	87	0,000%
MR RETHABILE MOTHEPU	87	0,000%
MR JEREMIAH NKOSI	87	0,000%
MR MICHAEL MAFA	86	0,000%
DR DARRYL HUMPHRIS	86	0,000%
MR ANTHONY SMUTS	86	0,000%
MR ALASTAIR BROOKE	86	0,000%
MR HANS J GELDENHUYS	86	0,000%
MR PRATISH SOLANKI RANCHHOD	86	0,000%
MRS GOONASUNDRIE REDDY	86	0,000%
MR MAMMOLELE MALOMANE	86	0,000%
MR MFUNDO NKOSI	86	0,000%
MR TEBOHO MOLEFE	86	0,000%
MR ALEXANDER HUGO	86	0,000%
MR ALEX DE WET	86	0,000%
MR TAHIR MAHOMED	86	0,000%
MR ANDREW MUIRHEAD	86	0,000%
MR KERSHIN GOUNDEN	86	0,000%
MR ISMAEL SHIKEENGA	86	0,000%
MS THABILE NXUMALO	86	0,000%
MR MALIBONGWE NTLANGA	86	0,000%
EXORS OF DONALD JAMES BERNARD DECD	85	0,000%
RENTMEESTER VERSEKERAARS BPK	85	0,000%
MRS ELIZABETH YDA MARY NIEUWOUDT	85	0,000%
AL INSHIRAH INVESTMENTS (PTY) LTD	85	0,000%
MCCLURE FAMILY TRUST	85	0,000%
DR PRAVIN MARK MAISTRY	85	0,000%
MRS NDIFELANI KUTAMA	85	0,000%
MR MARIUS JOHNSON	85	0,000%
MNR THEODORUS KEYZER	85	0,000%
MNR ROELOF J BRIERS	85	0,000%
MR MANDLA ROYAL BRIAN MTHETHWA	85	0,000%
MR AZHAR MOHAMED MOOLA	85	0,000%
MNR JOACHIM WILHELM HOFFMANN	85	0,000%
MEV MAGDALENA BOSHOFF	85	0,000%
MR ADRIAAN SPRUYT COMBRINCK	85	0,000%
MEV WILHELMINE DU PLESSIS	85	0,000%
MR SANDILE EMMANUEL NGUBANE	85	0,000%
MR STUART MOIR	85	0,000%
MRS BATHANDEKILE PHAHLAMOHLAKA	85	0,000%
MR SABELOSETHU GUMEDE	85	0,000%
MR BUNTU SIMO PATO	85	0,000%
MISS KARUSHA NUKANNA	85	0,000%

Full Name	Shareholder Balance (number of shares)	Shareholder Balance %
MISS NTHABISENG MOLEPO	85	0,000%
MISS ZESULIWE RADEBE	85	0,000%
MR GEORGE KANDILANAPTIS	85	0,000%
MR WILLEM KOEGELENBERG	85	0,000%
MR MASELE MOGOLA	85	0,000%
MR ADAM MATHER	85	0,000%
MR CLAUDE NAIDOO	85	0,000%
MR DAVID BREEDT	85	0,000%
THE ESTATE OF EILEEN MARGUERITE	84	0,000%
MR YUSUF MAHOMED MOOSA	84	0,000%
ESTATE LATE DOROTHY CONSTANCE	84	0,000%
MR IVAN TYLER	84	0,000%
MR MICHIEL VOGES	84	0,000%
MR MOHAMED AQUEEL JOOSUB	84	0,000%
MNR JOHN G HIGGS	84	0,000%
DR GEORG JACOBS	84	0,000%
MRS KHOMOTSO TEFU	84	0,000%
MR MIKE STEYN	84	0,000%
MR KEANU SINGH	84	0,000%
MISS MOGOMOTSI REBECCA CHESI	84	0,000%
MR KABELO BRAND	84	0,000%
MR LEONARD MGIBA	84	0,000%
MR MUZI MTETWA	84	0,000%
MR ESHAQ MUHAMMAD	84	0,000%
MR BRENT MILNS	84	0,000%
MR SBUSISO MTSHALI	84	0,000%
MS PRETTY MKHIZE	84	0,000%
MR NEIL SCOTT	84	0,000%
MR ROBERT PILLAY	84	0,000%
MR ANDILE FELEJANE	84	0,000%
MR UTHMAAN SOLOMON	83	0,000%
MR SAKHIWO DLAMINI	83	0,000%
MR EBRAHIM CHOCHAN	83	0,000%
MNR GERT JACOBUS SMITH	83	0,000%
MR SOLANE WALTER NKALETSHANE	83	0,000%
MR ZWELAKHE MASEKO	83	0,000%
MS SENZI SANGWENI	83	0,000%
MS NONTSIKELELO SOSIBO	83	0,000%
MR BARNIE MOSTERT	83	0,000%
MR GEOFF REITZ	83	0,000%
MR AVEER SADAPAL	83	0,000%
MR MULISA MUFAMADI	83	0,000%
MR KEALEBOGA GARESAPE	83	0,000%
MS VUYOKAZI NQODI	83	0,000%
MR MAHMOUD JEEWA	83	0,000%
MR TSHIFHIWA NICHOLUS MASHABA	83	0,000%
MR DEAN RHEEDER	83	0,000%
MR BRANDON-LEE BOTHA	83	0,000%
ALAN TREVOR ASHWORTH ESQ	82	0,000%
MRS ANNE KIRWAN	82	0,000%

Full Name	Shareholder Balance (number of shares)	Shareholder Balance %
MRS MARGARET GILLILAND LEWIS	82	0,000%
MRS PEGGY MARSON	82	0,000%
ROY DAVID MERRIFIELD ESQ	82	0,000%
GEOFFREY SAMPSON DERRETTSMITH ESQ	82	0,000%
THE ESTATE OF DAVID KIPLING DENTON	82	0,000%
MR ALAN AMOILS	82	0,000%
MR HAROLD RUTTENBERG	82	0,000%
MR WOLFIE MEYER BLOCH	82	0,000%
MR EUAN FERGUSON LAWSON	82	0,000%
MR WAYNE GALTREY	82	0,000%
MR BRUCE RICHARD DAVIS	82	0,000%
MR LUFUNO VINCENT NEMBILWI	82	0,000%
DR MUKONDELELI NDADZA	82	0,000%
MRS KATLEGO RAMAPULANE	82	0,000%
MR LENON MARUMBWA	82	0,000%
MR YURI TANGUR	82	0,000%
MISS NOKUZOLA MTHEMBU	82	0,000%
MISS TSHEPILE MOSIAKO	82	0,000%
MRS MAPULA GOODNESS MHLANGA	82	0,000%
MR MPUMELELO TWALA	82	0,000%
MRS MELANIE RENEL KULLEN	82	0,000%
MR RIAAN HORN	82	0,000%
MR HOWARD NKOSI	82	0,000%
MR LE ROUX BARNARD	82	0,000%
DR CRAIG ANDREWS	82	0,000%
MS ANNAH MDLALOSE	82	0,000%
MRS NORIA NZULA	82	0,000%
MR HLOMPHO MABOKO	82	0,000%
MRS AMBER LOUW	82	0,000%
MR GINO VINCENZO DELGIOVINE	81	0,000%
MNR JAN ALBERTUS VAN DER MERWE	81	0,000%
MR BRANDON JARRETT	81	0,000%
MR MARK KIRK	81	0,000%
MR LUXOLO NGWANE	81	0,000%
MR KOBUS VAN TONDER	81	0,000%
MS LILLIAN MAMABOLO	81	0,000%
MS PHINDILE NYATHI	81	0,000%
MRS FOURIE	81	0,000%
MR MARNUS STAPELBERG	81	0,000%
MR MAWANDE MAYEKISO	81	0,000%
MR PHILANE TSHABALALA	81	0,000%
ESTATE LATE NADEEM SAMAD	81	0,000%
MISS PHINDILE MDUNGE	81	0,000%
WILLIAM VICTOR CHESTNUT ESQ	80	0,000%
MISS LEA BONNET	80	0,000%
MR GERT DE BEER	80	0,000%
MR WILLEM DU TOIT	80	0,000%
MR THUVENDRAN GOVENDER	80	0,000%
MRS JOHANNA H WIESE	80	0,000%
MISS RAFIOAH WILLIS	80	0,000%

Full Name	Shareholder Balance (number of shares)	Shareholder Balance %
MEV MELANI LEREY GROBLER	80	0,000%
MR ADRIAAN JACOBUS KRUGER	80	0,000%
MR JOACHIM SCHOLTZ DE VILLIERS	80	0,000%
MR SAMUEL S NGCOBO	80	0,000%
MR HASSAN PATEL	80	0,000%
MR DARYL HUDSON	80	0,000%
MISS KEABETSWE MOSIAKO	80	0,000%
MISS KHOLOFELO MOTHAPO	80	0,000%
MISS SINETHEMBA NKOSI	80	0,000%
MR WINSTON MALGAS	80	0,000%
MS ETHEL HLAPA	80	0,000%
MRS SADIYYA ASMAL	80	0,000%
MR PARUSHAN REDDY	80	0,000%
MS DIONEE' DANIELS	80	0,000%
MISS AKHONA NYOKA	80	0,000%
MS NONTOBENKO MBOKAZI	80	0,000%
MRS CHANTELE WIID	80	0,000%
MR NEREN SANGIVEE ANUMUTHOO	80	0,000%
MR LOLIWE PHAKATHI	80	0,000%
MRS ANEESA MOOSA-CAMROODIEN	80	0,000%
MR TAKALANI RADZUMA	80	0,000%
MRS EST-MARIE MCCALLAGHAN	80	0,000%
HARRY STUART GRIFFITHS ESQ	79	0,000%
THE ESTATE OF JOSHUA ZELIC BERMAN +	79	0,000%
MRS MICHELE LOUISE JACOBS	79	0,000%
DR OMAR SAEED	79	0,000%
MR JOHANNES VAN ZYL	79	0,000%
MR MBULAHENI MALUMA	79	0,000%
MR AVISHKAR JAY NARAIN	79	0,000%
MR ANDREW PUTTERGILL	79	0,000%
MISS KHOMOTSO MNISI	79	0,000%
MISS DINEO MAGGIE MULAUDZI	79	0,000%
MR CRASHWIN MOLOTO	79	0,000%
MISS MAPILE TSA MTIMKULU	79	0,000%
MR SANDILE MAJOLA	79	0,000%
MR LUCIEN LIMACHER	79	0,000%
MS THOLOANA MAKHETHA	79	0,000%
MR ALDRID BOTES	79	0,000%
MISS PORTIA JORDAN	79	0,000%
MRS KARISHMA RAMBALLY	79	0,000%
MRS VALERIE KATHLEEN KEMPIS	78	0,000%
MR ISHAAK MOHAMMED MIA	78	0,000%
MRS KIM MURISON	78	0,000%
MR SIFISO MTHIMKHULU	78	0,000%
MR JEREMIA AMWAALWA	78	0,000%
MR TUMELO MOTSEPE	78	0,000%
MR JABULANI JIYANE	78	0,000%
MS GLENDA MALULEKE	78	0,000%
MR IMTIAZ ISMAIL VARACHHIA	78	0,000%
MRS SHARON CHETTY	78	0,000%

Full Name	Shareholder Balance (number of shares)	Shareholder Balance %
MR MVELO MAVUSO	78	0,000%
MISS ELIZABETH VAN WYK NTSHIZA	78	0,000%
MR ZIYAAD MOHAMED LAHER	78	0,000%
MRS LOUISA ZWENI	78	0,000%
MR RIAAN BHAWANIDEEN	77	0,000%
MERRILL LYNCH PIERCE FENNER &	77	0,000%
MISS WEDDY HANGUE	77	0,000%
DR BOITUMELO TSITSI	77	0,000%
MR SEKOLO JIMMY SEGOOA	77	0,000%
MISS SILINDILE NZAMA	77	0,000%
MR PETER BESEKY	77	0,000%
MRS BRENDA DANNHAUSER	77	0,000%
MS NONTUTHUKO CHAMANE	77	0,000%
MR KUKHANYA MNDENI NDABA	77	0,000%
MR LETEBELE MPHASA	77	0,000%
MR SIZAKELE MOTHA	77	0,000%
MRS VANGILE MOROTA	77	0,000%
MR DON RAMOTHWALA	77	0,000%
MR JUNAID MOHAMED VAHED	77	0,000%
MRS NTOMBIFIKILE GEBASHE	77	0,000%
MRS GISELLE DAWSON	77	0,000%
MR EMMANUEL MUZIWAMANDLA ZULU	77	0,000%
MS MAIFO PRISCILLA LETSOALO	77	0,000%
MS NKHOLANE ANNAH BOPAPE	77	0,000%
MRS NOMFUYO MANDELA	77	0,000%
MRS MARGARET ROSEMARY RIGELNIK	77	0,000%
DOUGLAS LEWY ESQ	76	0,000%
OLIVER LEWY ESQ	76	0,000%
HUGH STEVENSON ROBERTSON ESQ	76	0,000%
DR RAJARATHAM THAVASOTHY	76	0,000%
MR WILHELM TRAUTMANN	76	0,000%
MRS MARY ELIZABETH JACK	76	0,000%
MR GEOFFREY JOHN EVANS	76	0,000%
MR PETRUS SMITH	76	0,000%
MRS FATHIMA BEE BEE	76	0,000%
MISS ANNA VAN NIEKERK	76	0,000%
MRS LEILE GREEN	76	0,000%
MR PIETER CORNELIS VAN WYK	76	0,000%
MR EBRAHIM SOLWA	76	0,000%
MRS ANNA SALMINA DU PLESSIS	76	0,000%
MRS ALICE ELTHEA KIRTLAND	76	0,000%
MR FREDERICK VILJOEN ASHPOLE	76	0,000%
MRS SYBIL NICHOLSON	76	0,000%
THE ESTATE OF GILBERT MACK	76	0,000%
MRS GAIL COE	76	0,000%
MR ANTHONY RUTHERFORD MOIR	76	0,000%
MR LANCELOT JOHANNES MULDER	76	0,000%
MR SPENCER SPENCER	76	0,000%
MR GRAHAM DENZIL GOLDMAN	76	0,000%
MR DOREEN LINDEBAUM	76	0,000%

Full Name	Shareholder Balance (number of shares)	Shareholder Balance %
MR RAYMOND HAZELHURST	76	0,000%
MRS DOROTHEA MARIA LINDEBAUM	76	0,000%
MR JACOBUS JOHANNES RAATH	76	0,000%
MS MADGE DOREEN BALL	76	0,000%
MRS SONIA MANCEFIELD MILLER	76	0,000%
MR THOMAS CLARKE	76	0,000%
MR GIAMPIERO GEMELLI	76	0,000%
MR MOOTHAKOOMRA PILLAY	76	0,000%
MRS EMILY SPOTSWOOD	76	0,000%
FINTAN ANDREW STEPHENSON (DECD) +	76	0,000%
MR GOOLAM MOHAMED DUSTHAGEER	76	0,000%
THE ESTATE OF PARSHOTAM DAMODAR	76	0,000%
MRS MARIA MAGDALENA RABKIN	76	0,000%
MR DANIEL LEVENSTEIN	76	0,000%
MR DOUGLAS CAMPBELL HEGER	76	0,000%
MR NICO STRYDOM	76	0,000%
CJ MAHOMED FUEL	76	0,000%
MR SONI NKABINDE	76	0,000%
MR YASEEN HAMID	76	0,000%
MR SAMUEL SHABANGU	76	0,000%
MISS RAMAESELA SEABI	76	0,000%
MISS BUKELWA MENZIWA	76	0,000%
MR NDUMISO SITHOLE	76	0,000%
MR MAHDI KHAN	76	0,000%
MR ANTON JANSE VAN RENSBURG	76	0,000%
MR HAROLD LIGHTFOOT	76	0,000%
MR SIBONELO KHUMALO	76	0,000%
MISS NOKUBONISWA MCHUNU	76	0,000%
MR JASON SWANEPOEL	76	0,000%
MRS MATHAMSANQA MELOKWE	76	0,000%
MR RENDANI MULAVHU	76	0,000%
MR SIMON BONGINKOSI SIBOKOZA	76	0,000%
FOSKOR PENSION FUND	75	0,000%
MR LESLIE COURTNEY ACUTT	75	0,000%
MR WINSTON WIGGILL	75	0,000%
MR MICHAEL PETRUS STORM	75	0,000%
MR BIJAYANT KUMAR KUMARDEW	75	0,000%
MR MALAN STEENKAMP	75	0,000%
MASTER RICHARD EDWARD OWEN	75	0,000%
MNR QUINTIN L VAN ROOYEN	75	0,000%
MR QUINTIN LOUW	75	0,000%
MRS LIZETTE NEETHLING	75	0,000%
MISS ISABELLA BOTHA	75	0,000%
MISS ALETTA NOKHERI	75	0,000%
MR JEREMIAS JACOBUS LATEGAN	75	0,000%
MR DONOVAN WALLENSTEIN	75	0,000%
MR WIKUS STRYDOM	75	0,000%
MRS LUSANDA KHUZWAYO	75	0,000%
MRS HLUPHEKILE MALEBE	75	0,000%
MR MICHAEL LYONS	75	0,000%

Full Name	Shareholder Balance (number of shares)	Shareholder Balance %
MR JONATHAN GOVENDER	75	0,000%
MR ZOZA WISEMAN NDLOVU	75	0,000%
MS TASNEEM MUNSHI	75	0,000%
MS ZAHRA MUNSHI	75	0,000%
MRS RABIA SULEMAN MUNSHI	75	0,000%
MRS AUDREY BRENDA JOHNSON	74	0,000%
MRS CATHERINE ANNE BRETHERTON	74	0,000%
MR JOSHUA EMSLIE	74	0,000%
MNR JOHANNES BERNARDUS CONRADIE	74	0,000%
MISS MICHELLE SMIT	74	0,000%
MR WAMASHUDU PATIENCE SIGOGO	74	0,000%
MR MARCEL VAN STADEN	74	0,000%
MR FURQAAN MOHAMED	74	0,000%
MR VENKTAS MUNSAMI NAIDU	74	0,000%
MR ZUNAID MOHAMED	74	0,000%
MR BRIAN HUNTLY	74	0,000%
MR TREVOR CANDASAMY	74	0,000%
MR NISHAAN MAHARAJ	74	0,000%
MS NTSWAKI MAHLABA	74	0,000%
MISS NONINZI GUGWANA	74	0,000%
MISS MONDE KHUMALO	74	0,000%
MISS ROFHIWA RASELABE	74	0,000%
MR SHIMANE PHAHLAMOHLAKA	74	0,000%
MR VICTOR CHEN	74	0,000%
MR AHARON AVIGDOR LANDAU	73	0,000%
EXORS OF FREDA ALICE E HILL DECD	73	0,000%
MR IAM MARTIN	73	0,000%
MR DANIEL SCALES	73	0,000%
MR A K I DOCRAT +	73	0,000%
MRS JOLANNA ELIZABETH DAL PRATO	73	0,000%
MR MOHAMED AMIN HASSIM	73	0,000%
MR AHMED EBRAHIM PATEL	73	0,000%
MR AMINA OSMAN	73	0,000%
MR JAMES BURMEISTER	73	0,000%
MR FREDERIK VAN TOORN	73	0,000%
MR LUAN VAN RHYN	73	0,000%
MR WILLEM SCHALK MULLER	73	0,000%
MR WASEEM SEKASON	73	0,000%
MR ROBERT TSHIVHIDZO	73	0,000%
MS PHILISIWE DOTYE	73	0,000%
MR MARADONA THUSI	73	0,000%
MR BHEKI MBATHA	73	0,000%
MISS HELOISE PHIELIX	73	0,000%
MISS BUKIWE BEKISWA	73	0,000%
MISS MAKHOSAZANE NSIMBI	73	0,000%
MISS SELEKA SHARON MAGWAI	73	0,000%
MISS SINDISIWE PRECIOUS THABETHE	73	0,000%
MR EDWIN DZINGAYI	73	0,000%
MR GERRIT HILL	73	0,000%
MR BONGILE GUGUSHE	73	0,000%

Full Name	Shareholder Balance (number of shares)	Shareholder Balance %
MR REBAONE KALANE	73	0,000%
MR THOMAS MACROBERT	73	0,000%
MRS INBAVANIE CHETTY	73	0,000%
MS ABIGAIL MALINGA	73	0,000%
MR SIMILO NDHLOVU	73	0,000%
MR LUCA PAPAIOANNOU	73	0,000%
MR DAS AVATAR NAIDOO	73	0,000%
MRS TESSA CATHERINE BUHRMANN	73	0,000%
MR ZEV RAPHAEL LANDAU	72	0,000%
MR PRESTON FERREIRA	72	0,000%
MRS RUELLA SINGH-FERREIRA	72	0,000%
MR GAVRIEL ASHER LEVIT	72	0,000%
MR KIRAN SINGH	72	0,000%
MR SELF NDHLOVU	72	0,000%
MS MAVILA MATHEBULA	72	0,000%
MISS ZOLISA HOHANA	72	0,000%
MR NKOSIKHONA MBEJE	72	0,000%
MR SHANDHIR TEERUTH	72	0,000%
MR CASPER PIETERS	72	0,000%
MS CONSTANCE LIBENGO	72	0,000%
MISS THATO MASHAO	72	0,000%
MR DALUVUYO SANQELA	72	0,000%
MR MASETE PRINCE SEMENYA	72	0,000%
MR SBONISO MWANDLA	72	0,000%
MISS POLO MATSHIDISO	72	0,000%
MR LITHA NOZEWU	72	0,000%
MS BABALWA COSA	72	0,000%
MR GIFT MABOEE	72	0,000%
MR NICO BRINK	72	0,000%
MR NIRANJAN KALA	72	0,000%
MRS MERCIA REINDERS	72	0,000%
ESTATE LATE CHARLOTTE ORCHARD	71	0,000%
MR REGINALD GERALD SWART	71	0,000%
ME CHRISTA URSULA TAYLOR	71	0,000%
MR IMRAAN EBRAHIM	71	0,000%
MR MOONSAMY CHRISTOPHER PILLAY	71	0,000%
MR MALCOLM ROODS	71	0,000%
MRS MPHO GIRLEY SERE	71	0,000%
MR KHOMOTSO MALEMA	71	0,000%
MISS LEBOGANG CHALLIES	71	0,000%
MR DANIEL OMEB	71	0,000%
MR TSHEPO JR DIEGO IMAGINE MPANGANE	71	0,000%
MR KUTLWANO SELEKE	71	0,000%
MR THULANI NGWENYA	71	0,000%
MR BONGANI MBOKAZI	71	0,000%
MR JAYANTH HARDUDH	71	0,000%
MS LIVHUWANI SIBOZA	71	0,000%
MRS THEMBANI NGWENYA	71	0,000%
MR DUMISANI YOTWANA	71	0,000%
MR ROWEN SIMMERS	71	0,000%

Full Name	Shareholder Balance (number of shares)	Shareholder Balance %
MRS SHIRLEY VALDAL	71	0,000%
MR ROBERT ALFRED HOLMWOOD	70	0,000%
MR MURRAY JOSEPH MOORE #2	70	0,000%
MRS AVRIL HUNTER	70	0,000%
ESTATE LATE WILLIAM GEORGE	70	0,000%
MISS DIANA LORRAINE JOHNSON	70	0,000%
MS CANDICE HAMPSON	70	0,000%
MISS MAKHOSAZANE AWURELIA NSIMBI	70	0,000%
MR RICHARD WYATT	70	0,000%
DR AADIL BODHANIA	70	0,000%
MR EMMANUEL PILLAY	70	0,000%
MR FAHEEM MAHOMED	70	0,000%
MNR DENNIS J KONIGKRAMER	70	0,000%
MR RITESH TANSUKHLAL NAGAR	70	0,000%
MR DWANE FARQUHARSON	70	0,000%
MR STELIOS KYRIAKIDES	70	0,000%
MR SEAN PATRICK BROPHY	70	0,000%
MR ARTHUR KRAUSS	70	0,000%
MRS KIMONE KUPPAN	70	0,000%
MS MBALIYETHU GUMEDE	70	0,000%
MISS RONELLE SEI	70	0,000%
MR TIMOTHY EASTWOOD	70	0,000%
MS NONDUMISO NGEMA	70	0,000%
MRS SEWELA THOSAGO	70	0,000%
MISS ANDISWA HLOPHE	70	0,000%
MISS NYARAI MUTSIWA	70	0,000%
MNR ROUX CRAFTORD	70	0,000%
MRS BOITSHOKO MPHELO	70	0,000%
MR ANELE KATO	70	0,000%
MRS STHEMBILE RAHLAO	70	0,000%
MR SAMEER MOHAMED	70	0,000%
MR MOKOENE THABA	70	0,000%
MR ZAKHELE NGEMA	70	0,000%
MR TSHIAMO MOKOENA	70	0,000%
MR PIERRE JACQUES CILLIE	69	0,000%
THE INCENTIVE PENSION FUND	69	0,000%
MISS SINDISWA ZUMA	69	0,000%
MR ASHFAQ PARKER	69	0,000%
MR NIESHAL PURSOOTH	69	0,000%
MISS SIPHOKAZI SONJICA	69	0,000%
MRS NTOMBOTHANDO VENGE	69	0,000%
MR XOLANI DANI	69	0,000%
MR LUCKY JOHANNES NDLOVU	69	0,000%
MISS MINENHLE LWANDLEKAZI SIMELANE	69	0,000%
MR FRANS KATLEGO MAEKO	69	0,000%
MISS MUELETSHEDEZI MUSHIANE	69	0,000%
MISS DUDUZILE NDABA	69	0,000%
MRS SAMANTHA NAIDOO	69	0,000%
MISS MAKHOSAZANA SIBIYA	69	0,000%
MR AMURE LASHARD JULIES	69	0,000%

Full Name	Shareholder Balance (number of shares)	Shareholder Balance %
MR PIETER MEYER	69	0,000%
MR JOHN BURNS **PARATHYRAS	68	0,000%
MR JACQUES HENRI MALAN	68	0,000%
MR MOSHOHLE MALESA	68	0,000%
MR JAMES FRANCIS	68	0,000%
MR ANDREW JONES	68	0,000%
MR DAVID ROBERT WEBBER	68	0,000%
MR DAVID ZELIK & ISAAC MILMAN	68	0,000%
MR PRADEEP BALKISSOOR ANDHEE	68	0,000%
DR BEN KEET RAUTENBACH	68	0,000%
MR DEON NAIDOO	68	0,000%
MR FERRY TSOLANKU	68	0,000%
MR DEWALD DEKKER	68	0,000%
MISS KHOLEKA NSIMBINI	68	0,000%
MR LUCAS NDZIWENI	68	0,000%
MISS NASIPHI KOLI	68	0,000%
MISS LESEDI SENONA	68	0,000%
MR YANDISA FAKU	68	0,000%
MR LINDOKUHLE KUNENE	68	0,000%
MR THABO MOKOENA	68	0,000%
MR MVULENI THOBELA	68	0,000%
MS CHANTAL E SA	68	0,000%
MR RUSTIN SWARTZ	68	0,000%
MR WILHELM KRUGER	68	0,000%
MR WANDILE KHUMALO	68	0,000%
MNR WYNAND LOUW GREEFF	67	0,000%
MR FRANCIS PATRICK THOMPSON	67	0,000%
VOS AND VOS INVESTMENTS (PTY) LTD	67	0,000%
DR FARZANA TARAJIA	67	0,000%
MR IVAN BERMAN	67	0,000%
MR NAVESHAN GOPAL	67	0,000%
MR LINDOKUHLE NDWALANE	67	0,000%
MR KGOSITSILE NTHELEDI	67	0,000%
MISS MAPULA BRILLIANT MOKOMA	67	0,000%
MR LUCKY MSOMI	67	0,000%
MISS NOMKHULEKO MPANZA	67	0,000%
MS VUYOKAZI MAFILIKA	67	0,000%
MR RUPERT GRANTHAM	67	0,000%
MR AVUMILE YABO	67	0,000%
MISS NTOMBIFUTHI SANGWENI	67	0,000%
MISS IRENE MABOKO	67	0,000%
MRS NOMBULELO JAMA	67	0,000%
MR SIYABONGA NDLANGAMANDLA	67	0,000%
MR MZWAKHE ZWANE	67	0,000%
MR ZAMANI GWALA	67	0,000%
MS THABILE SAMBO	67	0,000%
MR SIYABONGA MSOMI	67	0,000%
MISS GONASELVI NANCY REDDY	67	0,000%
MS TIZIANA VENTURI	67	0,000%
WILLIAM ROBERT HENDREN ESQ	66	0,000%

Full Name	Shareholder Balance (number of shares)	Shareholder Balance %
THE ESTATE OF HAROLD (DECD) & MRS	66	0,000%
MR GLADSTONE TSHEPO MAKOE	66	0,000%
MISS KGOMOTSO MOKAI	66	0,000%
MR TEBATJO PHOKANE	66	0,000%
MR UGENDERAN GANGADARAN	66	0,000%
MISS DARINA MOODLEY	66	0,000%
MR TSHEDZA NEMUSOMBORI	66	0,000%
MR DARREN PIETERSEN	66	0,000%
MRS ASHINA KISTAN	66	0,000%
MRS MASINDI AUDREY MMBADI	66	0,000%
MR CHEYNE RITCHIE	66	0,000%
MR YESHVEER THULSIE	66	0,000%
MR KAMOGELO THEO MTHEMBU	66	0,000%
MR KHATHUTSHELO CLYDE MAIWASHE	66	0,000%
MRS KARIN RADEMEYER	66	0,000%
MR MUHAMMED AZEEZ	66	0,000%
MR WILLIAM GREGOROWSKI	66	0,000%
MR SHIRISHKUMAR BALOO LALOO	66	0,000%
MR MARCEL HART	66	0,000%
MR NI L STEYN	66	0,000%
MRS NOKUPHILA MNCUBE	66	0,000%
MR ENATHI MOTOLWANA	66	0,000%
MR SIBUSISO XULU	66	0,000%
MR MAKHOSONKE SITHEMBISO BULOSE	66	0,000%
MS NANIKIE MADUNGOANE	66	0,000%
MRS ZANDILE MSIMANGO	66	0,000%
MR PREVAN BALAKISTEN	66	0,000%
MISS NONDUMISO DONNE JOBO	66	0,000%
MR CAMERON CHETTY	66	0,000%
MS MOITHEKI THAELI	66	0,000%
MS ANDILE MAKHAZA	66	0,000%
DAVID SLACK ESQ	65	0,000%
MRS STELLA SANDIFORD	65	0,000%
MNR NICOLAAS JOHNNES PETRUS	65	0,000%
MR THOMAS PETER GRIGGS PITCHERS	65	0,000%
MR ERIK HENDRIKZ	65	0,000%
MR PAUL MORRIS	65	0,000%
MR TREVOR HUTTON	65	0,000%
MS REHANA MOOLLA	65	0,000%
MR WADE STOFFELS	65	0,000%
MISS NOMBULELO MASOKA	65	0,000%
MISS PHOLISIWE MBONA	65	0,000%
MR VASILIOS VASSILI MICHAELIDES	65	0,000%
MR MPHO MACINGWANE	65	0,000%
MR RENDANI THENGA	65	0,000%
MR ZINATHI MSOMI	65	0,000%
MR MGCOBO GWAMPI	65	0,000%
MR EDWIN NYATHI	65	0,000%
MS RENDANI MANEBANEBA	65	0,000%
MR OLEBOGENG MOSIME	65	0,000%

Full Name	Shareholder Balance (number of shares)	Shareholder Balance %
MR SUHAEL RANDEREE	65	0,000%
MR KRUGER MAZURYK GELDENHUYS	65	0,000%
MISS ABONGILE MNGADI	65	0,000%
MISS FIONA GORDON	65	0,000%
MISS SIKELELWA GOIRANA	65	0,000%
MR CHRISTIAAN FREDERICK SMIT	65	0,000%
MS ANNE PYE	64	0,000%
MS KATHLEEN SCOTT	64	0,000%
MISS JANE ROSE OSBORNE	64	0,000%
MR FRANK BOTES	64	0,000%
MR GRAHAM PHILLIPS	64	0,000%
MR GARTH LANSDELL	64	0,000%
MS NEO MAZIBUKO	64	0,000%
MISS BONISIWE GOODNESS NDLOVU	64	0,000%
MISS NONTANDO KUBHEKA	64	0,000%
MR SIFISO VUMA	64	0,000%
MRS SANDRA ANN STUART	64	0,000%
MR GHALID ABADER	64	0,000%
MRS MUDZUNGA MASHAMBA	64	0,000%
MR VUSI LUKHELE	64	0,000%
MISS SINDISWA NDZUME	64	0,000%
MR LEELAN MOODLIAR	64	0,000%
MISS NTANDOYENKOSI ZWANE	64	0,000%
MRS INDIRA AMIKACHANDER	64	0,000%
MR NIKHEEL SOOKNANDAN	64	0,000%
MISS RODANA LALLI	64	0,000%
MRS HELEN MARY MORGAN EDWARDS	63	0,000%
MR GEORGE BLAIR LISTER	63	0,000%
MS SYBIL SMULLINS BUCK	63	0,000%
MR ROBERT LOWE FORRESTER	63	0,000%
BNS NOMINEES (PTY) LTD	63	0,000%
MEV ANNA MARIA MAGARETT WEIDEMAN	63	0,000%
MRS HEATHER DAVIDSON	63	0,000%
OPERA FRENCH BANK UNCLAIMED ACCOUNT	63	0,000%
MR FULUFHELO MISWE	63	0,000%
MISS NADINE ROSSOUW	63	0,000%
MR JACOBUS PIETERSE	63	0,000%
MISS BONGIWE LUAN KUBHEKA	63	0,000%
MISS SIBULELE BOKVELDT	63	0,000%
MR RICHARD HARWIN CLACEY	63	0,000%
MR EUGENE MTHEMBENI MBATHA	63	0,000%
MR XOLA BAMBISO	63	0,000%
MR NISHKAR MAHARAJ	63	0,000%
MR DEVON CRESSY	63	0,000%
MS THEMBISA MGWEBI	63	0,000%
DR RICHARD BURGENDORF	63	0,000%
MR JEREMY FOREMAN	63	0,000%
MISS FORTUNATE THABILE NKOSI	63	0,000%
MR OMAR HERMAN	63	0,000%
MR KWANDA DUMISA	63	0,000%

Full Name	Shareholder Balance (number of shares)	Shareholder Balance %
MISS JOHANNA JACOBA TERBLANCHE	63	0,000%
MR SHABEER GANGAT	63	0,000%
MR ZAYD VAWDA	63	0,000%
MS FATIMA LINGHAM	63	0,000%
MR MLAMULI HADEBE	63	0,000%
MR RECARDO LITAGO	63	0,000%
MR VUSUMUZI NTSELE	63	0,000%
MS SIPHUMELELE MNGWENGWE	63	0,000%
MS SITHULISIWE NDLOVU	63	0,000%
MR KWENA MOHLAKE	63	0,000%
MR DANIEL MAISHE BOPAPE	63	0,000%
MRS PAREENEETA ARJUN	63	0,000%
MISS MICHAELA LI-EN ABRAHAMS	63	0,000%
THE ESTATE OF GERDA PATRICIA LARSEN	62	0,000%
MR CHARL BURGER	62	0,000%
MR TEBOHO SELAI	62	0,000%
MISS TALI SINGER	62	0,000%
MRS KESHRINA SINGH	62	0,000%
MR THABANG MARAKALLA	62	0,000%
MS LESLE VARNIA YOSHIMOTO-MATTHEWS	62	0,000%
MR SIBUSISO NYATHI	62	0,000%
MISS TEIJAL RAMKELAWAN	62	0,000%
MR SELAKE MPHAHLELE	62	0,000%
MR PHILLIP ERASMUS	62	0,000%
MS MEGAN KEUNG	62	0,000%
MR THABISO HLONGWANE	62	0,000%
MR LIAM ROYCE	62	0,000%
MR KHULEKANI NGCOBO	62	0,000%
MISS SITHOKOZISO MZIMELA	62	0,000%
MR TSHOLANANG MOKOTEDI	62	0,000%
MR NIKHIL DAYA	62	0,000%
MR ETIENNE MOUTON	62	0,000%
MR JOHN EDWARD POWELL	61	0,000%
MR LEON DAVID LEWIS	61	0,000%
MR ANDRE BOTHA	61	0,000%
MR JORDAN ADRAMITOGLOU	61	0,000%
MR JUAN KAMPAN	61	0,000%
MR JACOB JOZUA VAN NIEKERK	61	0,000%
DR CHARLES HUGH PUTTERGILL	61	0,000%
MR KOLOBE PATRICK DINYAKE	61	0,000%
MR LUAN VAN ZYL	61	0,000%
MISS LEBOGANG LESUFI	61	0,000%
MR RYAN KANKOWSKI	61	0,000%
MR BENZENI NKABINDE	61	0,000%
MISS MODIKWA EMMA MAUREEN SEKITLA	61	0,000%
MR BJORN HIESTERMANN	61	0,000%
MR OLEBOGENG MOKOENA	61	0,000%
MR FREDERICK VAN WYK	61	0,000%
MR MINENHLE DLADLA	61	0,000%
MR THEBE MAFORA	61	0,000%

Full Name	Shareholder Balance (number of shares)	Shareholder Balance %
MR AYANDA MOYO	61	0,000%
MR MAHENDRA HARKHU	61	0,000%
UNCLAIMED SCRIP	61	0,000%
MS BAWINILE TWALA	61	0,000%
MRS NARAINIE PETERS	61	0,000%
MR JACOB STEPHANUS ROUX	60	0,000%
WILLIAM JAMES DICKINSON ESQ	60	0,000%
MR E HAFJEJEE +	60	0,000%
MR REGINALD WENN	60	0,000%
MISS ZAHEERA ABOO	60	0,000%
MISS JULIA ANNE BROWNLIE	60	0,000%
MS NANDIPA GAQA	60	0,000%
MR BRIAN NGUBANE	60	0,000%
MR NAZEER CASSIM	60	0,000%
MR KUBAN KISTEN MOONSAMY	60	0,000%
MISS FEZIWE PRUDENCE XHANTI	60	0,000%
DR PETRUS J VAN-STADEN	60	0,000%
MISS NOMPUMELELO MTHETHWA	60	0,000%
MR WARREN JACOB CLEWLOW	60	0,000%
MISS WELEKAZI NTLOKO	60	0,000%
MR COLIN STEVENS	60	0,000%
MR SJOERD SCHAAF	60	0,000%
MR MAEMU CAIPHUS MUKWEVHO	60	0,000%
MRS TSHIDI FUNEKA MADUNA	60	0,000%
MR VITALIS MAGOPA	60	0,000%
MRS PHUMZILE MOHATLA	60	0,000%
MR SIMISO MJILO	60	0,000%
MRS MOKGOBO SHABALALA	60	0,000%
MR LUKE KROON	60	0,000%
MR RORY GOVENDER	60	0,000%
MR ROBERTO MARCHI	60	0,000%
MR FRANK BHEBHE	60	0,000%
MISS DEDEYA PRUDENCE PHAKULA	60	0,000%
MISS ROCHELLE KHALO	60	0,000%
MR DANIEL ELARDUS VAN DYK	60	0,000%
MR SIYABONGA FAKUDE	60	0,000%
MR BRIAN MOSHAPO	60	0,000%
MISS DEMI VAN DER LITH	60	0,000%
MR JARED NEL	60	0,000%
DR SAMUKELISIWE MADLABANE	60	0,000%
MRS EVE JESSIE MACNAMARA	60	0,000%
MR RAYMUND SHANGHETENGE	60	0,000%
MISS MINENHLE MBATHA	60	0,000%
MR KUTELANI RASIKHUTHUMA	60	0,000%
MS JANE SEEMA	60	0,000%
MR LUKAS OTTO	60	0,000%
MS CHRISTOPHORA SIKHOSANA	60	0,000%
MS FUNDISWA NATACHIA NKOSI	60	0,000%
MS DINA-MARIE VAN BRAKEL	60	0,000%
MR ERNST OSKAR VOLKMANN	60	0,000%

Full Name	Shareholder Balance (number of shares)	Shareholder Balance %
MISS NKATEKO MAKHUBELA	60	0,000%
MISS MARY ESTHER MOONEY	59	0,000%
MISS ELIZABETH ANNE MOONEY	59	0,000%
MRS HELEN MARY BUTLER	59	0,000%
MR KAREL JOHANNES LE ROUX	59	0,000%
MR DAVID PEQUENINO	59	0,000%
MR DHARMESH CHHAGAN	59	0,000%
MRS ANGELA KIRBY-SMITH	59	0,000%
MISS MOGOSHADI LINDA MPHAPHELE	59	0,000%
MR JANNIE GROBLER	59	0,000%
MS REGINA BARTON	59	0,000%
MRS NTANGANEDZENI JOYCE NENGWENANI	59	0,000%
MISS BLESSING KATANDIKA	59	0,000%
MR LUKE STEVENS	59	0,000%
MR NKOSINGIPHILE SIBUSISO CELE	59	0,000%
MR LUCKY SIBUSISO LANGA	59	0,000%
MR GRANT ROWAN	59	0,000%
MISS ANDISWA SKWEZA	59	0,000%
MRS VERONICA SALO	59	0,000%
MR AYABUKWA DINGELA	59	0,000%
MISS JAYANI MOODLEY	59	0,000%
MR TSAKANI MDABULA	59	0,000%
MRS SAMKELISIWE SITHOLE	59	0,000%
MR SHAUN SCHOLTZ	59	0,000%
MRS MARITSA JANSE VAN RENSBURG	59	0,000%
MS TANIA VAN HEERDEN	59	0,000%
MR EBRAHIM OMAR	59	0,000%
MR ROGER FREDERICK RADFORD	58	0,000%
THE ESTATE OF BORIS BENJAMIN	58	0,000%
MISS BUHLE KOTA	58	0,000%
MR BONGANI A RANTHO	58	0,000%
MR RAMARUMO MASELEKA	58	0,000%
MISS LAYEZILE MKHIZE	58	0,000%
MR GEOFFREY HOBSON	58	0,000%
MR REMBULUWANI JOSEPH MUNERI	58	0,000%
MR KARL-HEINZ HELLMANN	58	0,000%
MRS KATHERINE THARRATT	58	0,000%
MR NKULULEKO NDLOVU	58	0,000%
MS TAHIYYA KHAN	58	0,000%
MR POLOKEGO THIBELA	58	0,000%
MR QINISO SHINGA	58	0,000%
MISS THANDEKILE MHLONGO	58	0,000%
MR WALLACE VIVIERS	58	0,000%
SIR MUTOMBO MPOYI JUNIOR	58	0,000%
MR YAASEEN MOOLA	58	0,000%
MS NHLOMA MOLOTO	58	0,000%
MRS NOKULUNGA CELE	58	0,000%
MR ELMON KGOLANE	58	0,000%
MR TSIMBIDZANI SKOSANA	58	0,000%
MR MOEKETSI PHELEU	58	0,000%

Full Name	Shareholder Balance (number of shares)	Shareholder Balance %
MS ABONGILE MOUMAKWE	58	0,000%
MR TSHEPO MORAKE	58	0,000%
MR ARNOLD JOHANNES COETZEE	58	0,000%
MISS GUGU T NGOBEZA	58	0,000%
MISS AMINA GARDEE	57	0,000%
MR KOBUS MARITZ	57	0,000%
MR FRANCIS WILLIAMS	57	0,000%
MR GORDON SCOTT	57	0,000%
MR ERNEST LEBHOHO	57	0,000%
MR IBRAHIM TOOTLA	57	0,000%
MR HEINRICH SMITH	57	0,000%
MR MICHAEL Z KHOZA	57	0,000%
MR KUTULLO MODUPI	57	0,000%
MR ANATHI NGESI	57	0,000%
MISS MELANJE KAHL	57	0,000%
MR KASHEER BABOOLAL	57	0,000%
MR ELHARD POTGIETER	57	0,000%
MR NNDEDEDZENI KHOROMBI	57	0,000%
MISS SINEGUGU MWELI	57	0,000%
MR SISHOSONKE NGUBANE	57	0,000%
MS THOLAKELE MABASO	57	0,000%
MR KRUGAN CHINSAMY	57	0,000%
MS GLORY BOITUMELO NGWASHENG	57	0,000%
MR AKHONA MAHLATHI	57	0,000%
MS SAMKELISIWE MADONSELA	57	0,000%
MR MATTHYS STEENBERG	57	0,000%
MR MANDLAKHE ZIBONELE KHAWULA	57	0,000%
MS FORGIVE MASEKO	57	0,000%
MR RICHARD THOMAS PIERS DYSON	56	0,000%
MRS ANN BENTEL	56	0,000%
MR JOHN MALTAS	56	0,000%
PETRUS JOHANNES FREDERICK BOUWER	56	0,000%
MR BADIKILA MOGALE SEDIKILA	56	0,000%
MRS SANDRA K SAUNDERS	56	0,000%
MR AHMED IBN ZAHEID BASSA	56	0,000%
MISS MANTHOLENG MOLOI MOLOI	56	0,000%
MR SHIVAAR JUGGATH	56	0,000%
MRS NALEDZANI RUTH MUTSHARINI	56	0,000%
MR MOSES HABIMANA	56	0,000%
MR DANIEL KNOWLER	56	0,000%
MISS HAPPYNESS NGCOBO	56	0,000%
MISS ZANDILE MTHEMBU	56	0,000%
MR DANIE LE ROUX	56	0,000%
MR AHMED ABUBAKAR	56	0,000%
MR LEHLOHONOLO MOTSEKE	56	0,000%
MISS SANELISIWE SIBIYA	56	0,000%
MR SIVE MBIYOZO	56	0,000%
MR RYAN LOUWRENS	56	0,000%
MISS LONDIWE NZIMANDE	56	0,000%
MISS MARIEL MOKOENA	56	0,000%

Full Name	Shareholder Balance (number of shares)	Shareholder Balance %
MR MUHAMMAD BADAT	56	0,000%
MR OTIS MALEMA	56	0,000%
MR SIFISO MFEYA	56	0,000%
MISS SIPHESIHLE NDIMBA	56	0,000%
MR DOMINIC LISHEA	56	0,000%
MR KHAHLISO LEBUSA	56	0,000%
MR MUSA MALULEKA	56	0,000%
MR JUNAID AMRA	56	0,000%
MR NHLANHLA MAKHAZA	56	0,000%
MRS HAZEL BELINDA GACE	56	0,000%
LEONARD THOMAS CHASE ESQ U/D	55	0,000%
MISS VICKI NAN SIDLEY	55	0,000%
MRS HELEN DE LEEUW	55	0,000%
NONOTI SECURITIES (PTY) LTD	55	0,000%
MR & MRS ELTON MICHAEL & MELODY	55	0,000%
MRS CATHARINE SIM	55	0,000%
MR ROWEN SUKHAI	55	0,000%
MR KEEGAN NAIDOO	55	0,000%
MR NKOSINATHI SKOSANA	55	0,000%
MS NTHABISENG SEDIKELA	55	0,000%
MISS BIANCA SCHOLTZ	55	0,000%
MRS ELIZABETH MAGAGULA	55	0,000%
MS ZANELE MADUNA	55	0,000%
MRS ZODWA KHUMALO	55	0,000%
MR RICARDO SAAIMAN	55	0,000%
MR SEMADI MALULEKE	55	0,000%
MR JOSEPH THULANI MAKHOBA	55	0,000%
MR MARIUS VAN VUUREN	55	0,000%
MR SHIVESH PATEL	55	0,000%
MR BONGISISA MKHIZE	55	0,000%
MRS BENMIE BOTTOMLEY	55	0,000%
MR SIMPHIWE SIBEKO	55	0,000%
MR NIALL BORLAND	55	0,000%
MR MNCEDISI TEMBE	55	0,000%
MR THABISO SHEZI	55	0,000%
MS KHOLOFELO MASHAMAITE	55	0,000%
MR HARRY MEYER	55	0,000%
MR SHIVANT MAHARAJ	55	0,000%
MISS ZAMABUYA MSIBI	55	0,000%
MR KHAMUSI SADIKI	55	0,000%
MS PRETTY CELIWE BHULENI	55	0,000%
INVESTEC BANK LTD UNUMCAPITAL	55	0,000%
MISS SALLY INNES CAMPBELL	54	0,000%
MR SELLO MORAKA	54	0,000%
MR SIFISO SHANDU	54	0,000%
MR RAINER CHAMBEAU	54	0,000%
MR SHIMANE MORE	54	0,000%
MR JOSE NASCIMENTO	54	0,000%
MISS SIMPHIWE MTHETHWA	54	0,000%
MR SAMKELO KHOZA	54	0,000%

Full Name	Shareholder Balance (number of shares)	Shareholder Balance %
MR HAYDON NAIDOO	54	0,000%
MR MIKHAIL ALISTAIR NAIDOO	54	0,000%
MISS LERATO PHALA	54	0,000%
MR SHIVENDRA SUKRAJ	54	0,000%
MR MUSA SAMBO	54	0,000%
MISS ZAMAKHOSI NOKUBONGA SINENHLAH	54	0,000%
MR TSHEPANG MASOMBUKA	54	0,000%
MR MARK SWANEPOEL	54	0,000%
MR SIBONGILE HLAZO	54	0,000%
MR MLAMLELI BUTHELEZI	54	0,000%
MR LUCKY MHLANGA	54	0,000%
MR BOURNVILLE MARULE	54	0,000%
MRS MAUREEN HAMESE	54	0,000%
MR CHRISTIAN NDLELA	54	0,000%
MRS JOLENE BEZUIDENHOUT	54	0,000%
MR MELATO MOSOTHO	54	0,000%
MS NONTEMBISO MTYHUTHULI	54	0,000%
MR PHILIP GETZ	53	0,000%
MR DOUGLAS ROSS SAUNDERS	53	0,000%
MR VISHAL RAMDEYAL	53	0,000%
MR GAVIN SWANSON	53	0,000%
MR PHUMZILE NGCANGISO	53	0,000%
MR JASPER WILLEM VAN DER WESTHUIZEN	53	0,000%
MR MANDISI KHUMALO	53	0,000%
MR GREG BROOKER	53	0,000%
MRS BUSI C MAKOBE	53	0,000%
MISS PHILIA RACHOENE	53	0,000%
MR FRANS STEPHANUS DE JAGER	53	0,000%
MRS DINEO SITHOLE	53	0,000%
MR JAN-SJOERD VAN DEN BERGH	53	0,000%
MR NISHAL DURSEN	53	0,000%
MISS MICHELLE COETZEE	53	0,000%
MR SEAN DOEL	53	0,000%
MR NEHEMIE HUSSLIG	53	0,000%
MR NKOSINATHI NTSELE	53	0,000%
MISS PETUNIA MALOBANE	53	0,000%
MISS PAULA ANN BROOKS	53	0,000%
MR SIYABONGA SITHOLE	53	0,000%
MR KIMRAN GOUNDEN	53	0,000%
MR SIBUSISO KHUMALO	53	0,000%
MS SHANEL NAYAGER	53	0,000%
MR NICHOLAS MASILELA	53	0,000%
MR ZAMANI MKHIZE	53	0,000%
MISS KEKETSO LETSWELA	53	0,000%
MISS KGATLHISO SEPHIRI	53	0,000%
MEV TERSIA VAN DER MERWE	52	0,000%
MR PIETER JOHANNES JANSEN	52	0,000%
MR WOLFGANG EGERER	52	0,000%
MR MICHAEL JACOBUS VOSLOO	52	0,000%
MRS ADRIENNE MACNAB	52	0,000%

Full Name	Shareholder Balance (number of shares)	Shareholder Balance %
MISS LIENKE KAMPMAN	52	0,000%
MR TIMOTHEUS NEKAMBA	52	0,000%
MRS GILLIAN F ANDERSON	52	0,000%
MR JAN STEPHANUS FRANCOIS JOUBERT	52	0,000%
RETAIL SECURITIES ACCOUNT	52	0,000%
MS SARAH MAKGOBA	52	0,000%
MR THAMSANQA HAMILTON MASINGA	52	0,000%
MS NOKUKHANYA SHANGE	52	0,000%
MR ELONTUS NOKO	52	0,000%
MISS ELIRNAH BUKELWA VENFOLO	52	0,000%
MR TAARIQ SALOOJEE	52	0,000%
MR RAEES HASSIM	52	0,000%
MRS MERRIAM DIMAKATSO MOPALAMI	52	0,000%
MR CHALDON LABUSCHAGNE	52	0,000%
DR EMANUEL SIBANDA	52	0,000%
MR POGISO MTHIMUNYE	52	0,000%
MISS SUMESHNI GOVENDER	52	0,000%
MISS OTLOTLENG MATHIBE	52	0,000%
MRS SHIREEN MIA	52	0,000%
MR INNOCENT MASUMBUKO KAZIMBE	52	0,000%
MRS REFILWE SHONGWANE	52	0,000%
MR MAMPONE PETER NTLHANE	52	0,000%
MRS MAHADAY NAIDOO	52	0,000%
MS SNOTHILE NGEMA	52	0,000%
MRS LIEZL DU TOIT	52	0,000%
MR MAANO SHUMBA	52	0,000%
MR PAKI MOKHALO	52	0,000%
MISS SAMATHAR DUBE	52	0,000%
MR SFISO NGIDI	52	0,000%
MR RYAN BLOWS	52	0,000%
MR ROSS MITCHELL ALLAN	51	0,000%
GJ COATES INVESTMENTS (PTY) LTD	51	0,000%
OAKLAND NOMINEES (PTY) LTD	51	0,000%
MR NOAH NOOKALU GUNGIA NAIDOO	51	0,000%
ISMAIL SARLIE	51	0,000%
MISS NICOLA RODINK	51	0,000%
MR PITSO KORTJAAS	51	0,000%
MISS NOKUTHULA NDLOVU	51	0,000%
MRS NTSHEMBO KHOSA	51	0,000%
MR WIAN FOURIE	51	0,000%
MEV ALETTA MAGRIETA RIEKERT	51	0,000%
MRS PAT DAMMANN	51	0,000%
MR MOHAMED LOCKHAT	51	0,000%
MRS FATIMA AKHALWAYA	51	0,000%
ADV MARK ANDREW GREIG	51	0,000%
MR RIAAN HAVENGA	51	0,000%
COL MATLOKE SELALA	51	0,000%
MISS MBALIZETHU NOMBUSO PRUDENCE	51	0,000%
MISS NYADZENI MAFUNZWAENI	51	0,000%
MR SEELAN CHETTY	51	0,000%

Full Name	Shareholder Balance (number of shares)	Shareholder Balance %
MISS BABONGILE JAM-JAM	51	0,000%
MR LANGELIHLE NDLELA	51	0,000%
MR NTOKOZO COMFORT MCHUNU	51	0,000%
MS LUNGILE MCHUNU	51	0,000%
MISS NOSIPHIWO JALIBANE	51	0,000%
MR ABNER MANDLENKOSI MNGOMEZULU	51	0,000%
MR IAN BREDENKAMP	51	0,000%
MR CHARLES SHELDON	51	0,000%
MR THABO MARIGE	51	0,000%
MR MALUSI HLONGWANE	51	0,000%
MR YASHEEL MANIDUTT	51	0,000%
MISS CHARITY HLAHLA	51	0,000%
MR ADUMA KAWA	51	0,000%
MISS FUNDILE NGCOBO	51	0,000%
MRS ANGELIQUE BANNAU	51	0,000%
MISS PINDA FUMBA	51	0,000%
MRS BONGA MAPOLOBA	51	0,000%
MISS NOMTHANDAZO JILI	51	0,000%
MR LIAM ROWAN	51	0,000%
MR SECHABA MOREKO	51	0,000%
MISS SEJABALEDI MAEKO	51	0,000%
MR SIMPHIWE MAZIBUKO	51	0,000%
MR DEAN BARNES	51	0,000%
MR HANDRE VAN NIEKERK	51	0,000%
MRS FAHEEMA ESSAY	51	0,000%
SUREHIVE CAPITAL (PTY) LTD	51	0,000%
MS NOTHANDO MBATHA	51	0,000%
MR KAGISO MOETA	51	0,000%
MR THEMBA MOYO	51	0,000%
MR LESTER DAVID	51	0,000%
MR JAN HENDRIK PRINS	51	0,000%
MR BUSANI MBILI	51	0,000%
MR CYRIL QWABE	51	0,000%
MR JASON VAN DER WATT	51	0,000%
MRS SANDRA JEAN ZACHAROWITZ	51	0,000%
JAMES MCKEE ESQ	50	0,000%
MR RASHID AHMED MAHOMED OMAR	50	0,000%
ESTATE LATE AUBREY MARS TIMM +	50	0,000%
MR EBRAHIM HASSEN LAHER	50	0,000%
MR HENDRIK DIRK VAN DER LINDE	50	0,000%
THE ESTATE OF MR PETER JOSEPH DOYLE	50	0,000%
MRS SUSAN JANET SALMON	50	0,000%
MR MOHAMED ZAKARIYA YUSUF ESTATE	50	0,000%
MR MOHAMED YUSUF LAHER	50	0,000%
MR MOHAMED VARACHIA	50	0,000%
MRS BRENDA BOTHA	50	0,000%
MS XOLISWA MTHEMBU	50	0,000%
MR SHILEN SEWDAYAL	50	0,000%
MR FELIX T MANYANGA	50	0,000%
MR YOUSUF MOHAMED SAYED NAWAB	50	0,000%

Full Name	Shareholder Balance (number of shares)	Shareholder Balance %
MR ASHRAF MALL	50	0,000%
MR WAYNE F GODRICH	50	0,000%
DR JOHANNES ALBERTUS SMUTS	50	0,000%
DR GARETH A BRAATVEDT	50	0,000%
MR STEPHEN CHARLES VORSTER	50	0,000%
MR ERNST L BOTES	50	0,000%
MNR HENRY BARNETT VAN DER BYL	50	0,000%
MNR RUDOLF FRANCO COMERMA	50	0,000%
MR SHAUN SHUNMUGAM GOONAPALAN	50	0,000%
MR BRIAN QUICKE	50	0,000%
MRS MABAPA ERNESTINE MPHELA	50	0,000%
MRS NAZMUNISA SULAIMAN VALLIE	50	0,000%
MR SHAKEER TULSEE	50	0,000%
MR BRENDAN COTTLE	50	0,000%
MR JAN BEZUIDENHOUT	50	0,000%
MR ANDREW JOHN EHRICH	50	0,000%
MR ABRAHAM MUNONOKA	50	0,000%
MR CHASE DUNNETT	50	0,000%
MS ZAINAB MALL	50	0,000%
MR PIETER POTTAS	50	0,000%
MISS PROMISE SAMBO	50	0,000%
MISS DIMAKATSO THANTSHA	50	0,000%
MS NTOMBIKAYISE RADEBE	50	0,000%
MR WILLEM H VAN HEERDEN	50	0,000%
MR FRANKLIN MABUNELA	50	0,000%
MR GEORGE MILLER JOHNSTON	50	0,000%
MR MADDOCK	50	0,000%
MS ALEXANDER	50	0,000%
MISS PLEASURE THOSAGO	50	0,000%
MR KUMESHEN PATHER	50	0,000%
MR GERSON NDANGANENI	50	0,000%
MR MSIZI MBATHA	50	0,000%
MR MICHAEL MOHALANYANE	50	0,000%
MR KHANYISO HLANGADALA	50	0,000%
MR THENDO SITHOLE	50	0,000%
MR SIBUSISO H ZUMA	50	0,000%
MR MUHAMMAD DHORAT	50	0,000%
DR VIOLA PAUL	50	0,000%
MRS EUNICE MBANDLWA	50	0,000%
MISS MANECIA LEKHOWANA	50	0,000%
MS VERUSCHKA PRINSLOO	50	0,000%
MR JARRYD BRYAN LIND	50	0,000%
MR ANDILE GULE	50	0,000%
MR KYLAN CHETTY	50	0,000%
MR NCEBO ZUMA	50	0,000%
MRS CAREY AMEY	50	0,000%
MR PUMZO KAMBA	50	0,000%
MR JACOBUS LOUW	50	0,000%
MISS TLHOLOGELO OBEDIENCE CHILOANE	50	0,000%
MISS BONGISA DYWILI	50	0,000%

Full Name	Shareholder Balance (number of shares)	Shareholder Balance %
MISS PRINCESS MKHIZE	50	0,000%
MR SIPOSENKOSI MAKAMA	50	0,000%
MR LOYISO SANELE NTSHOBANE	50	0,000%
MRS BALUNGILE MFENE	50	0,000%
MR DANI L BESTER	50	0,000%
MISS MATHAPELO MATLALA	50	0,000%
MR HILTON CALMEYER	50	0,000%
MR THOBELANI DLOMO	50	0,000%
MR TREVOR HOWARD MYBURGH	50	0,000%
MRS TRUDIE WILLEMIEN RETIEF	50	0,000%
MNR FREDERICK HENRY SCHWAB	50	0,000%
MR NESHAEN SHARMA	50	0,000%
MR TINASHE DIRWAI	50	0,000%
MRS MALEBO MAHLAKO	50	0,000%
MR IRVIN NDLOVU	50	0,000%
MR TLOTLEGO MONEPYA	50	0,000%
MISS LEAGO BETSHI MONEPYA	50	0,000%
MR EVAN JOHN JACOBS	50	0,000%
MRS MADITABA JOHANNA MARUPING	50	0,000%
MRS MBALI NDWANDWE	50	0,000%
MR YOOSUF WAJA	50	0,000%
MR ASTON SPARKS	50	0,000%
MR GEORGE BADENHORST	50	0,000%
MR SALOSHAN NAIDOO	50	0,000%
MRS NADINE BRINK	50	0,000%
MR BHEKITHEMBA MAPHALALA	50	0,000%
MR JACK LESLIE COOPER	50	0,000%
MRS JEANET DOMINGUES	50	0,000%
MR DAVID HARRIS COOPER	50	0,000%
MEV WILHELMINA DINA DU PLESSIS	49	0,000%
EDGAR DAVID DAVIGDOR FREED ESQ	49	0,000%
MR EBRAHIM KARRIM	49	0,000%
MRS FAITH MARY THEXTON DOWNHAM	49	0,000%
MISS PHUMELELE BUTHELEZI	49	0,000%
MR NKATEKO SONO	49	0,000%
MR NKULULEKO ZIKALALA	49	0,000%
MISS GAONGALELWE PHAKEDI	49	0,000%
OMIGSA OPERATING SCRIP ACC	49	0,000%
MISS MAMODIEHI MELATO	49	0,000%
MS PAMELA NTSELE	49	0,000%
MR DARREN RYALL	49	0,000%
MR TUMELO MOKHETHI	49	0,000%
MISS NOKUBONGA MKHWANAZI	49	0,000%
MRS SARAH LODGE	49	0,000%
MISS AMELIA TINYIKO MKHONTO	49	0,000%
MRS LIZELLE JOUBERT	49	0,000%
MR MATTHEW NAICKER	49	0,000%
MS DIMAKATSO MASEDI	49	0,000%
MR THOMAS GIBBS	49	0,000%
MRS THORISO MOALUSI	49	0,000%

Full Name	Shareholder Balance (number of shares)	Shareholder Balance %
MR PIETER DANIEL FRANCOIS LA GRANGE	49	0,000%
MR VIWE MBOLA	49	0,000%
MNR ARRIE REDELINGHUYS	49	0,000%
MR JAGAN HARIHARAN	49	0,000%
MRS NWAMPARI RATSOANA	49	0,000%
MISS THELEDI LINDA	49	0,000%
MR RUDZANI RAMANTSWANA	49	0,000%
MISS PHUMLA MAKHUNGA	49	0,000%
MR SBONGISENI MHLONGO	49	0,000%
MR JOAO GOMES	49	0,000%
MR NKANYISO SHANGE	49	0,000%
MR MZAMO MBATHA	49	0,000%
MRS TOPSY ZWANE	49	0,000%
MS XOLISWA KULA	49	0,000%
MISS CAROL NTOMBELA	49	0,000%
MS GAIL THERON	49	0,000%
MR MORATENG MASHEGO	49	0,000%
MRS ANNETTE MAY SCHMIDT	48	0,000%
MR ANDILE JALI	48	0,000%
MISS MABUYI MAVUNDLA	48	0,000%
MR TIMOTHY JAMES HORDYK	48	0,000%
MR GERHARDUS MEIRING	48	0,000%
MISS ANNABEL VERHAGE	48	0,000%
MS SOPHIA TARANTAL	48	0,000%
MR THEMBA SAMSON KHUMALO	48	0,000%
MR THUBAKI THAGANYANE	48	0,000%
MISS MOSADIAPULA LYDIA NAKEDI	48	0,000%
MR BEST BANDA	48	0,000%
MR CAMAGU MAQEDA	48	0,000%
MRS ELIZABETH TSHABALALA	48	0,000%
DR RASEN KREESEN NAICKER	48	0,000%
MR SELLO THINDISA	48	0,000%
MR TINASHE MUJURU	48	0,000%
MR WERNER VAN DER MERWE	48	0,000%
MR MATHEW FEINSTEIN	48	0,000%
MISS LUBANZI MATHENJWA	48	0,000%
MISS NOABAYETHU MABASO	48	0,000%
MISS TANKISO BOROTHO	48	0,000%
MR PHILLIP HAYES	48	0,000%
DR ANDRE FRANCOIS STEYN ROCHER	48	0,000%
MS ONNDWELA NESENGANI	48	0,000%
MR ANTHONY WELSH	48	0,000%
MISS BASETSANA MAGOSI	48	0,000%
MISS SONTI ROSE MNISI	48	0,000%
MRS MARIA PELSER	48	0,000%
MR CHRISTIAN RUTH	48	0,000%
MR EXCELENT MACABE	48	0,000%
MR RUDOLF HARMSE	48	0,000%
MR KEVIN COETZEE	48	0,000%
MR SIPHESIHLE NXUMALO	48	0,000%

Full Name	Shareholder Balance (number of shares)	Shareholder Balance %
MR RICHARD THERON	48	0,000%
MR PEIRCEY ATHOL DAY	48	0,000%
MRS ANN RUSSELL BLAINEY	47	0,000%
EXOR OF DOROTHY WALKER DECD	47	0,000%
MR ALAN GORDON DE BEER	47	0,000%
MR RAYMOND DENNIS DE LANGE	47	0,000%
MR MIKE MUNN	47	0,000%
MNR LEONICO ERASMUS	47	0,000%
MR GUSTAV ALMASI	47	0,000%
MR JOHANN GUSTAV MASKOWITZ	47	0,000%
MRS FATIMA ISMAIL PATEL	47	0,000%
MR RICHARD JOHN ARTHUR CHIVERTON	47	0,000%
THE ESTATE OF MORRIS ISRAEL	47	0,000%
MR A H E GEAR	47	0,000%
MR JOHN RUTTER WELLS	47	0,000%
MRS PHYLLIS ETHEL ROSE KEENAN	47	0,000%
MR MARTHINUS JACOBUS OOSTHUIZEN	47	0,000%
MRS GWENNETH HEATHCOTE-HACKER U/D	47	0,000%
MRS PAULINE ALICE LIDELL	47	0,000%
MR RAUTEN KROG	47	0,000%
MR PIETER JACOBUS DU PLESSIS	47	0,000%
MR EUGENE PAUL WREN	47	0,000%
MR GUNVANTRAI GOSAIBHAI MISTRY	47	0,000%
MR LEONARD GOLDMAN	47	0,000%
MR NOEL HOLT	47	0,000%
THE ESTATE OF MARIA ELIZABETH KING	47	0,000%
MR JOHANNES JURIE STEENEKAMP	47	0,000%
ELDORADO BELANGE BPK	47	0,000%
MR WING COWAN FONG	47	0,000%
MR GERRIT JACOBUS JORDAAN	47	0,000%
MR JACK KAHN	47	0,000%
MRS FATIMA PATEL	47	0,000%
ESTATE LATE DAVID MACKENZIE	47	0,000%
MRS MARY BESTER	47	0,000%
MR GEOFF GIBSON	47	0,000%
MR MICHAEL RALPH	47	0,000%
MR GEORGE MEIRING	47	0,000%
MR JACQUES OLIVIER	47	0,000%
MR GERHARD PENZHORN	47	0,000%
MISS NQOBILE MAKHANYA	47	0,000%
MR MXOLISI THABANI XHAKAZA	47	0,000%
MRS NOMPUMELELO DUBASE	47	0,000%
MISS LIDIA MABASO	47	0,000%
MR BANDILE MATAKATA	47	0,000%
MISS AVHASEI KHOMUNALA	47	0,000%
MISS RUDZANI MAIVHA	47	0,000%
MS PUSELETSO MOKETE	47	0,000%
MISS BRIDGET MARUMA	47	0,000%
MISS SIMANGELE NGWENYA	47	0,000%
MR SANDILE PERCIVAL NTULI	47	0,000%

Full Name	Shareholder Balance (number of shares)	Shareholder Balance %
MR MARNO KROON	47	0,000%
MS KANYA KALI	47	0,000%
MS KABELO MAIFADI	47	0,000%
MR SIYABONGA GWALA	47	0,000%
MR NIYAAS ABRAHAMS	47	0,000%
MRS DUSHIELA PILLAY	47	0,000%
MR EARL MC KOK	47	0,000%
MR PARBHOO THAKOR	47	0,000%
MR BRIAN ALBERT CYRIL DREYER	46	0,000%
MRS AMEENA LOKHAT	46	0,000%
THE ESTATE OF AHMED HOOSEN PARUK +	46	0,000%
MISS ALISON LURIE	46	0,000%
MR IAN LOUBSER	46	0,000%
MR SERVAAS DANIEL DE KOCK	46	0,000%
MNR JOHANNES HENDRIKUS PARSONS	46	0,000%
MR SIYABONGA S'BUSISO BLESSING	46	0,000%
MNR GERHARD TERBLANCHE	46	0,000%
MR BJ VORSTER	46	0,000%
MR ELIA MALULEKE	46	0,000%
MR THAMSANOQA HAMILTON MASINGA	46	0,000%
MISS MALINDIS NHLABATHI	46	0,000%
MR LETHABO MAKOFANE	46	0,000%
MR JAN ZUIDERSMA	46	0,000%
MR ROFHIWA MABADZHE	46	0,000%
MR PATRICK SENZO KHANYILE	46	0,000%
MISS CATHERINE BRIGHTMAN	46	0,000%
MISS NOKULUNGA NZUKE	46	0,000%
MISS PORTIA TLALENG MALINDI	46	0,000%
MRS JOANNE VAN DER WALT	46	0,000%
MR SPHIWOSETHU METHEMBE MATHENJWA	46	0,000%
MR THULASIZWE DAMBUZA	46	0,000%
MR KAILLASH RANCHOD	46	0,000%
MR CEBANI THEMBA DUBE	46	0,000%
MR JOHANNES SABATA MADIA	46	0,000%
MISS ANDILE MAPHANGA	46	0,000%
DR YAHYA CASSIM DOCRAT	46	0,000%
MR MISHAAL JAGDEW	46	0,000%
MISS SHARLOTTE MANGWANE	46	0,000%
MISS THABISA LOKWE	46	0,000%
MR NHLANHLA LUCKY MATHYE	46	0,000%
MR BRIAN MMOLO	46	0,000%
MISS ANGELLA THEMBA	46	0,000%
MR ZAHEER ROBINSON	46	0,000%
MR DIKANG TSOTETSI	46	0,000%
MR KHWEZI DANGISA	46	0,000%
MR NJABULO NDLOVU	46	0,000%
MR NJABULO MASANGO	46	0,000%
MS SIYANDA QUEEN NGUBANE	46	0,000%
MR SEGOMOCO MARTIN SCHEPPERS	45	0,000%
MR NICHOLAS HILTON PHILLIPS	45	0,000%

Full Name	Shareholder Balance (number of shares)	Shareholder Balance %
THE ESTATE OF MAHOMED DAWOOD MALL	45	0,000%
THE ESTATE OF CHARLES CROOCK +	45	0,000%
MRS AYSHA DAYA	45	0,000%
HAMISH INNES GERRARD &	45	0,000%
MR AARON FLEISHMAN	45	0,000%
MR STEPHAN BARKER	45	0,000%
MR MUJEEB AHMED KOOTBODIEN	45	0,000%
MISS NOBUBELE SHOZI	45	0,000%
MR KEVIN PETER COTTON	45	0,000%
MR MARTIN JOHN TOOLEY	45	0,000%
MR LEONARD JACOB BERZEN	45	0,000%
MR ISMAIL COOVADIA	45	0,000%
MRS KEDIEMETSE BOUTLWANYE	45	0,000%
MR MICHAEL NICOLAIDES	45	0,000%
MS MAUREEN MORULANE	45	0,000%
MR HEINRICH GRIESEL	45	0,000%
MS LESEGO SESHIBE	45	0,000%
MS LEE-ANN BALLADON	45	0,000%
MISS MAKETELA IRENE LANGA	45	0,000%
MR THURSTON ADAMS	45	0,000%
MR PHILANI MBHELE	45	0,000%
MR REAMOHETSWE MOFOKENG	45	0,000%
MR BRISHEN JAYKARAN	45	0,000%
MISS TRISHA AMRAPERSAD	45	0,000%
MS FIRDOUS ALEXANDER	45	0,000%
MISS SINOOBILE SIKHOSANA	45	0,000%
MR MAHLATSE SEPURU	45	0,000%
MISS SHARLENE GOVENDER	45	0,000%
MISS PALESA MOLEPO	45	0,000%
MR SAKHELE MBOYANA	45	0,000%
MR JOHN FRANK	45	0,000%
MR NKOSANA RADEBE	45	0,000%
K2018538483 (PTY) LTD	45	0,000%
MR TEBOGO SIKO	45	0,000%
MISS NOTHABO PHUMELELISIWE ZULU	45	0,000%
MR VUYO KUTUKA	45	0,000%
MR KEVIN CHETTY	45	0,000%
MR JEAN-CHRISTOPHE BOUCHE	45	0,000%
MR MOSES THABO MAKGENE	45	0,000%
MISS CAITLIN MARIMUTHU	45	0,000%
DIKELA ZILLION GROUP (PTY) LTD	45	0,000%
MR SFISO NTSHEBE	45	0,000%
MS JESMIKA BHOLA	45	0,000%
MS BONNIE CABLE	45	0,000%
MR LEON VAN DEN BERG	45	0,000%
MR SAINESH RAMKISSOON	45	0,000%
MRS MASHUDU NTSANWISI	45	0,000%
MR PAUL RAINERS	45	0,000%
MS NELLY XABA	45	0,000%
MR MIGHAEL OBERHOLZER	45	0,000%

Full Name	Shareholder Balance (number of shares)	Shareholder Balance %
MRS MARGARET JACQUELINE FULTON	44	0,000%
MR JAMES MARTINE	44	0,000%
MR CHRISTOPHER PAUL PHILLIPS	44	0,000%
PEGGY HINDA COHEN	44	0,000%
DIANE ROCHELLE MITTEL	44	0,000%
MR VALLI ESSA	44	0,000%
MISS PRAGASHNIE MOODLEY	44	0,000%
MR JAMES LAMBERT	44	0,000%
MR NICHOLAS RAMKUMAR	44	0,000%
MRS ROXANN FURNISS	44	0,000%
MR GERAINT MILES VICKERY	44	0,000%
MASTER CALE SEGAL	44	0,000%
MR ADRIAN SCOTT	44	0,000%
MR NKOSINATHI SEME	44	0,000%
MR MASHUDU JOYCE MAMATHONI	44	0,000%
MR DECEASED FRANKLYN FRANK	44	0,000%
MR SAMUEL SELUKA	44	0,000%
DR NAKAMPE MICHAEL MASIAPATO	44	0,000%
MS NABEELA PYOOS	44	0,000%
MISS AIYESHA BIBI BACUS	44	0,000%
MISS ABIGAIL KGASI	44	0,000%
MR MOLUKISI JUSTICE TSATSA	44	0,000%
MR MUHAMMAD MOOSA	44	0,000%
MR LUNGANI MATHENJWA	44	0,000%
MR TOREZ GENGLIAH	44	0,000%
MR LES RUDZANI MUKHAWA	44	0,000%
MR AHMED VARACHIA	44	0,000%
MR MERVIN VAN ROOYEN	44	0,000%
MR RODRICK PETER VAN ROOYEN	44	0,000%
MS NONDUMISO XOTYENI	44	0,000%
MISS HUNADI EVETTE THOBEJANE	44	0,000%
MS LUCY ZUCULA	44	0,000%
MR KISHEN INDERLALL	44	0,000%
MISS NONTOKOZO NGCOBO	44	0,000%
MRS JOSEE MERVEN	43	0,000%
ESTATE LATE GRETA SCHOEMAN +	43	0,000%
MEJ MIMMIE MARAIS	43	0,000%
MISS SHERIL ANN HULETT	43	0,000%
MR MUHAMMAD AMOD	43	0,000%
MR ETIENNE OLIVIER	43	0,000%
MR BRYAN DORE	43	0,000%
MRS ANJE ZONDAGH	43	0,000%
MR SALMAAN PATEL	43	0,000%
MR TAKE BOAS SERUWE	43	0,000%
MR TREVOR GOVENDER	43	0,000%
DR UDASHAN COVENDEN	43	0,000%
MS RACHEL HLUNGWANI	43	0,000%
MR MARC LEIGHTLEY	43	0,000%
MR ISMAIL EBRAHIM ISMAIL	43	0,000%
MR NJABULO MSOMI	43	0,000%

Full Name	Shareholder Balance (number of shares)	Shareholder Balance %
MR CRAIG PILLAY	43	0,000%
MISS THATO PHALA	43	0,000%
DR NICOLE NAIDOO	43	0,000%
COMBINED SAND	43	0,000%
MS LUNGILE MOTSWENI	43	0,000%
MR MICHAEL-JOHN NEWHAM	43	0,000%
MS MARIKE CARTER	43	0,000%
MISS HAGASHNI VENKATASEN	43	0,000%
DR SIVALUXMI MUDLY	43	0,000%
MISS ZANDILE DLULISA	43	0,000%
MR ROSS LANGMAN	43	0,000%
MR UNATHI HLANJWA	43	0,000%
MR HARDUS ENGELBRECHT	43	0,000%
MISS KYLA ORTON	43	0,000%
MISS OLIVIA LANGMAN	43	0,000%
MEV HESTER CASTLES	43	0,000%
MR SIPHESIHLE NKAMBULE	43	0,000%
MISS NALEDI LEBEA	43	0,000%
MS OLIE MATHEBULA	43	0,000%
MR MTHOKOZISI ZULU	43	0,000%
MR RODNEY DOORASAMY	43	0,000%
MS TSHIMANGA TSHAMA	43	0,000%
MR TSHILILO EVANS MUFAMADI	43	0,000%
MR HENDRIK VAN VUUREN	43	0,000%
MRS NONHLANHLA NINELA	43	0,000%
MS BONGIWE MAGASELA	43	0,000%
MR SYDNEY NXUMALO	43	0,000%
MR TEBOGO DANIEL MOTSEATSEA	43	0,000%
MISS MMATHAPELO MASHABA	43	0,000%
ME SARA SUSANNA SOPHIA MCKERRON	42	0,000%
SANDRA POSEL INVESTMENTS (PTY) LTD	42	0,000%
MR HENK DU PREEZ	42	0,000%
MISS GABRIELLA BRONDANI	42	0,000%
MR CHRIS MULLER	42	0,000%
MR WAYNE LOMBARD	42	0,000%
MISS NOLUTHANDO NKABINDE	42	0,000%
MISS SAYURI NAIDOO	42	0,000%
MR JASON CILLIERS	42	0,000%
MR JEMUEL ARNOLD	42	0,000%
MR KERSHLIN NAIDU	42	0,000%
MR ALICIA TALJAARD	42	0,000%
MR MONWABISI SCOTT	42	0,000%
MR SILAS ADRIAN VEERASAMY	42	0,000%
MISS ZAMAMBO MKIZE	42	0,000%
MRS ZAMAZIZI GOOMO	42	0,000%
MR RAFAEL KARATO	42	0,000%
MR ESTIAAN SWANEPOEL	42	0,000%
MRS MEGANDRIE NAIDOO	42	0,000%
MS MUNZHEDZI MATHEPHE	42	0,000%
MISS PATRICIA XULU	42	0,000%

Full Name	Shareholder Balance (number of shares)	Shareholder Balance %
MR MTHOKOZISI LUCKY SIBISI	42	0,000%
MR JERRY KATEKANE HLUNGWANI	42	0,000%
MR HASSAN MOHAMED SEEDAT	42	0,000%
MR SHIVAAR NAROTHAN	42	0,000%
MISS DITIRO MATJOMANE	42	0,000%
MR YAEGAN NAIDOO	42	0,000%
MRS DESHNI NAIR	42	0,000%
DR MUVHANGO MUTSHAENI	42	0,000%
MS JANINE WATSON	42	0,000%
MR KEITH SOOBRAMONEY	42	0,000%
MISS CONSTANCE NELUFULE	42	0,000%
MR NOVESH PILLAY	42	0,000%
MR BAREND DE BEER	42	0,000%
MR VELANI MAPHUMULO	42	0,000%
MISS SINAZO NKUNZI	42	0,000%
MISS FEZEKA SENEKANE	42	0,000%
MR MONDLI SHEZI	42	0,000%
EST LATE CHRISTIE URSULA MARGHERITA	41	0,000%
MRS FRANCES JANE KENNEDY BLEND	41	0,000%
MR ARTHUR MICHAEL KENNEDY GROSS	41	0,000%
MR CHARLES GROSS	41	0,000%
MRS PAULINE MARY KENNEDY REW	41	0,000%
COINNEACH INVESTMENTS CC	41	0,000%
MR TIMOTHY MICHAEL MOOLMAN	41	0,000%
MR ARNOLD FRANCIS LOWE	41	0,000%
MRS JEANETTE HELEN KUPER	41	0,000%
MR JASON WILSON	41	0,000%
MISS MAGDALENA VAN DER WALT	41	0,000%
MR MUTSHIDZI NENZHELELE	41	0,000%
MR LESLEY MBELE	41	0,000%
MR VUYOLWETHU MPETSHWA	41	0,000%
COHESIVE CAPITAL (PTY) LTD- BEAR SA	41	0,000%
MR SIVALINGAM GOUNDEN	41	0,000%
MS OLWETHU MZACA	41	0,000%
MR LIAM TILBURN	41	0,000%
MISS MARNIA WELTHAGEN	41	0,000%
MR BERNU ENGELBRECHT	41	0,000%
MR NKULULEKO MAZIBUKO	41	0,000%
MR ALEC-JOHN LUDICK	41	0,000%
MISS MMATSHEPO BRIDGETTE PHOKU	41	0,000%
MRS NTHABISENG MASANGO	41	0,000%
MR MZINGISI NGONGOMA	41	0,000%
MISS DEVAKSHA RAMJEE	41	0,000%
MR FIKAMENI SAKEUS	41	0,000%
DR DIRK TRUTER	41	0,000%
MR ENRICO WILHELM BOOYSEN	41	0,000%
MR HERCU DU PREEZ	41	0,000%
MR KHUTHADZO KHOROMBI	41	0,000%
MISS MEJANOU MATTHEWS	41	0,000%
MR NJABULO NGCOBO	41	0,000%

Full Name	Shareholder Balance (number of shares)	Shareholder Balance %
MR MOSIMANEGAPE CHRISTOPHER THUE	41	0,000%
MISS NOMAGUGU LUKHELE	41	0,000%
DR ASANDA SWAARTBOOI	41	0,000%
MR TOLANE KOTSI	41	0,000%
MR SIFISO NYAWO	41	0,000%
MR CHRISTOPHER BHENGU	41	0,000%
MR GERRIT JOHAN KRITZINGER	41	0,000%
MR NJABULO ZUMA	41	0,000%
MS JETILDE CARLOS	41	0,000%
MR MFUNDO NDLOVU	41	0,000%
MR ABDUR RAHEEM HABIB	41	0,000%
MRS SHIRLEY ANN HOLGATE	40	0,000%
DR LAURENCE CHARLES LOGAN	40	0,000%
THE ESTATE OF OLIVE HENRIETTA	40	0,000%
MR ROELF MATREN ROSEMA	40	0,000%
MISS AAMENA AHMED MIA	40	0,000%
MR ROSS WALTER HULETT	40	0,000%
BERJOLIN NOMINEES (PTY) LTD	40	0,000%
MRS KHOSI VIGINIA NYEMBE	40	0,000%
MR GERARD KEYL	40	0,000%
MR MINENHLE KHUZWAYO	40	0,000%
MR KUDAKWASHE MUKOKI	40	0,000%
MR JASON RILEY	40	0,000%
MR GOOD-ENOUGH CELE	40	0,000%
MRS TASKEEN HASSIM	40	0,000%
MISS NCEDIWE MBHELE	40	0,000%
MS ANNELINE ZERWICK	40	0,000%
MR THANESH MARIMUTHU	40	0,000%
MR VIJAN GOVENDER	40	0,000%
MEJ NICOLE KITSHOFF	40	0,000%
MISS JULIE MANSOUR	40	0,000%
MR DIRK JOHANNES UYS	40	0,000%
MR BRETT DOUGLAS JENNINGS	40	0,000%
MR LLOYD CAMPBELL-GIBSON	40	0,000%
MR MORNE JOOSTE	40	0,000%
MS BALOTLEGI Z MATHULE	40	0,000%
MRS ORERATILE SENOKOANE	40	0,000%
MR JOHANNES JACOBUS OELOFSE	40	0,000%
MR AVINASH R NANDKOOMAR	40	0,000%
MR ANTONY LEKHUWANA	40	0,000%
MR MELUMZI GXEKWA	40	0,000%
MR DIRANE HANS SELALA	40	0,000%
MS LUNGILE MBATA	40	0,000%
MS SILINDILE MBELE	40	0,000%
MR MNIKELO MKHUSANE	40	0,000%
MR ALAN MOCKE	40	0,000%
MR KHOLOFELO RAMAGOSHI	40	0,000%
MR CJ WOLLER	40	0,000%
MR ASHVEER GOPEE	40	0,000%
MRS NONHLANHLA ZWANE- HALLALEL	40	0,000%

Full Name	Shareholder Balance (number of shares)	Shareholder Balance %
MR ALCINO ESTERHUIZEN	40	0,000%
MR THAPELO SELEKANE	40	0,000%
MISS ASHNA LALLA	40	0,000%
MR JACOBUS LABUSCHAGNE	40	0,000%
MISS MBALI KANDAWIRE	40	0,000%
MS STHEMBILE MHLONGO	40	0,000%
MRS LE-ANDRE SHELDON	40	0,000%
MISS SNIKIWE MGWABA	40	0,000%
MISS KATELYN FYVIE	40	0,000%
MRS ANNALIE KACHELHOFFER	40	0,000%
MS KGOMOTSO BAISITSE	40	0,000%
MR SHAUN MENNON	40	0,000%
MRS NOEL NTSINDE	40	0,000%
MR NTEMBEKO POTOLWANA	40	0,000%
MS MISANTHA CHETTY	40	0,000%
MR MOLEMELA MAHLONG	40	0,000%
MR SDUDUZO MNGADI	40	0,000%
MR TEBOHO MAKGALE	40	0,000%
PRETORIUS BRAAM TRUST	40	0,000%
MRS RUSINDA DE JAGER	40	0,000%
MR MALUSI NDLELA	40	0,000%
MS PHILADEPHIA BONGEKA SITHOLE	40	0,000%
MR SESONASIPHO YEDWA	40	0,000%
MR DERRICK NAKILE	40	0,000%
MR KGOTLELELO MPE	40	0,000%
MR EMILE WEDER	40	0,000%
MISS RESPECT BANGU	40	0,000%
MS MAHLOGONOLO PHASHA	40	0,000%
MRS NOMPIE CHRESTINAH NGOBENI	40	0,000%
MR CLIVE JAARS	40	0,000%
MRS DAPHNEY AMY GRACE BROOKS	40	0,000%
IAN ERNEST LOUTIT ESQ	39	0,000%
CHRISTOPHER ST JOHN HAMILTON	39	0,000%
MRS FLORENCE LOUISA PAYNE	39	0,000%
MRS ANNE POOLE	39	0,000%
GARTH ROUND ESQ	39	0,000%
JOHN SAMPSON ESQ	39	0,000%
SEYMOUR MARTIN SAMUELS ESQ	39	0,000%
MRS DORCAS SMITH	39	0,000%
ALTIRAH (PTY) LTD	39	0,000%
MNR HANS ENSINK	39	0,000%
DR PAUL HANSEN MENGE	39	0,000%
MR ALBERT WILLIAM HENRY BREMER	39	0,000%
MS PAMELA OAKES	39	0,000%
MRS LINDY DALE BRADSHAW +	39	0,000%
MR DAVID HEYMAN	39	0,000%
MR MOHAMED FAHEEM SADER	39	0,000%
MR ROBERT G MULLINS	39	0,000%
MS MOSIBUDY MARGARET SEOKA	39	0,000%
MS SAUSAN JACOBA VENTER	39	0,000%

Full Name	Shareholder Balance (number of shares)	Shareholder Balance %
MR DAVID GRIESEL	39	0,000%
MR PETRUS KEEVE	39	0,000%
MR BILAAL HUSSAIN	39	0,000%
MR VISHEN SURJOOPERSADH	39	0,000%
MRS DEVANI DELOMONEY	39	0,000%
MR LIAM GOLDIE	39	0,000%
MISS BUYISWA ZWANE	39	0,000%
MR KABELO MONATE	39	0,000%
MR LUYANDA MTSHEMLA	39	0,000%
MR FREDERIK SWANEPOEL	39	0,000%
MISS KHANYISILE BUTHELEZI	39	0,000%
MR DAVID PEERLESS	39	0,000%
MISS CAYLA-ROSE JACK	39	0,000%
MR MFUNDO SIBEKO	39	0,000%
MR TRAVIS JOFFE	39	0,000%
MRS VUYISWA RUTH MASOOA	39	0,000%
MR SIMBAYI GRIFFTHS MATSIKA	39	0,000%
MR SIBUSISO MAHLANGU	39	0,000%
MR WANDILE SITHOLE	39	0,000%
MR FASTON DLAMINI	39	0,000%
MR SINETEMBA NKUKWANA	39	0,000%
MISS GUGU MAMBA	39	0,000%
MRS BOTESA CHAUKE	39	0,000%
MS PRUDENCE MONGWE	39	0,000%
MRS DOREEN ANN GREEN	39	0,000%
ESTATE LATE MARIA ELIZABETH	39	0,000%
EXORS OF ALEXANDER ALFRED CANTLEY	38	0,000%
NOEL DAVENPORT ESQ	38	0,000%
JOHN OFLYNN ESQ	38	0,000%
JOHN RUDGE ESQ	38	0,000%
MRS FATHIMA BIBI CASSIM EMAM	38	0,000%
MRS MARGARET ELIZABETH ANTROBUS	38	0,000%
MR LANCELOT HERBERT BARLOW	38	0,000%
MR DIRK JAN KOKER	38	0,000%
MRS MARIA ANTONIETTA ROSA SICILIANO	38	0,000%
MR RAYMOND WARRENER	38	0,000%
MISS NONTHUTUZELO BAFO	38	0,000%
MR AUDNEY MASHELE	38	0,000%
MR PHILLIP NDALA	38	0,000%
MR YUAV MAGS GOVENDER	38	0,000%
MR CHRISTOPHER IAN WARREN	38	0,000%
MRS THOBILE MASHEGO	38	0,000%
MR WARREN HENDRICKS	38	0,000%
MR ROGERS BEBEZA	38	0,000%
MR SERESHAN NAIDOO	38	0,000%
MR EVENDAR AUSLEY MONGWE	38	0,000%
MISS NHLANHLA MOKGOMOLA	38	0,000%
MRS TSHIAMBARO MULUVHU	38	0,000%
MISS PELISA NTISANA	38	0,000%
MISS MAGGY MAAKE	38	0,000%

Full Name	Shareholder Balance (number of shares)	Shareholder Balance %
MRS JEANNE LE ROUX	38	0,000%
MR HERCULESS NDLOVU	38	0,000%
MR THABO PHALA	38	0,000%
MR MUSA MALULEKE	38	0,000%
MR JP HORNE	38	0,000%
MISS WELHEMINA CHEGO	38	0,000%
MS KHULISO NEVHUDZHOLI	38	0,000%
MS DINELL ANKIAH	38	0,000%
MRS THULANI MOKONE	38	0,000%
MR FREDERIK COENRAAD STOOP	37	0,000%
MRS THERESA WEBSTER	37	0,000%
MR JOHANN ODENDAAL	37	0,000%
MR DINESH MANGARU	37	0,000%
MNR PIETER WILLEM VAN HEERDEN(JNR)	37	0,000%
MR THUSO MAKGALEMELE	37	0,000%
MISS TUMELO MUTEME	37	0,000%
MR LUNGELO MBATHA	37	0,000%
MR MAWONGA MPHAHLELE	37	0,000%
MR LUZUKO NYATHELA	37	0,000%
MR ERIC FOURIE HITGE	37	0,000%
MR AVUMILE VUMANI MJINDI	37	0,000%
MR SADIEK HAYNES	37	0,000%
MR SIYABONGA HADEBE	37	0,000%
MISS JANE NKOLELE	37	0,000%
MR MTHANDENI MBELE	37	0,000%
MR FUSI MOKHODI	37	0,000%
MR THABO TSOTETSI	37	0,000%
MS NGWANAMAKWENG MASEHLA	37	0,000%
MR FLIP DU PREEZ	37	0,000%
MR SIYABONGA CELE	37	0,000%
MR NSOVO MABUNDA	37	0,000%
MRS ALUWANI MADI	37	0,000%
MRS PAMELA GAIL KAPLAN	36	0,000%
MR DOUGLAS NORMAN JESSON	36	0,000%
MR MAHOMED SALEEM YUUF MAYAT +	36	0,000%
MRS LEAH BEHRMAN	36	0,000%
MR YUSUF GOOLAM HOOSEN MAYAT	36	0,000%
MR YUSSOF ABDUL RAHMAN MIA	36	0,000%
MRS PAULETTE THERSEA TRUTER	36	0,000%
MR ABDPOOL HACK JAMALOODEEN	36	0,000%
MR CYRIL NOVIS	36	0,000%
MRS MARGARET ELIZABETH ROYCROFT	36	0,000%
MRS KHADIJA SULEMAN PEER	36	0,000%
MR VUSUMUZI BASIL NKOSI	36	0,000%
MR JD HEYNS	36	0,000%
MR MARVIN MOODLEY	36	0,000%
MRS EDNA RAYNE	36	0,000%
MR JARED CHELLAN	36	0,000%
MISS XOLILE THEMBEKA LUKHOSI	36	0,000%
MR PETER THARRATT	36	0,000%

Full Name	Shareholder Balance (number of shares)	Shareholder Balance %
MR RYNO MOOLMAN	36	0,000%
MASTER ZAMOKUHLE LUTHULI	36	0,000%
MISS OWETHU NKAYITSHANA	36	0,000%
MS THANDAZILE CWELANA	36	0,000%
MR CLIFTON NEIL DIEDERICKS	36	0,000%
MISS KHABO NTULI	36	0,000%
MRS NADIA VILJOEN	36	0,000%
MISS SAYINILE NXUMALO	36	0,000%
MISS JENILEE REDDY	36	0,000%
MR LEKELI LEPATI	36	0,000%
MR DESIGAN GANAMANY	36	0,000%
MRS JABULILE MKHIZE	36	0,000%
MR LUNGELI SIBANDA	36	0,000%
MRS NOMPILO SIBIYA	36	0,000%
MR MKHULISI MAPHUMULO	36	0,000%
MR MABUSELA MATWA	36	0,000%
MS ANDISWA MBILI	36	0,000%
MRS KEAMOGETSE MAMOKETE MASHABA	36	0,000%
MR MATTHEW REED	36	0,000%
COL TISETSO SEKGOBELA	36	0,000%
MS ANNA SMITH	36	0,000%
MR CHRISTIAAN JOZUA OPPERMAN	35	0,000%
MR JOHANNES P BOTHA	35	0,000%
MNR LOURENS STEYN VAN WYK	35	0,000%
MR CALEB MOONSAMY	35	0,000%
MR PIETER GOUWS	35	0,000%
MISS IMMACULATE B NKOSI	35	0,000%
MR CASPER NORTJE	35	0,000%
MISS PHUMZILE Z DLAMINI	35	0,000%
MR SHAWN PILLAY	35	0,000%
MRS NOKULUNGA Y MASANGO	35	0,000%
MISS KHUMBELO NKHUMELENI	35	0,000%
MR RETSHIDISITSWE MATSEBA	35	0,000%
MR JAYSON SEBIFELO	35	0,000%
MISS DINEO LEKOA	35	0,000%
MR EBRAHIM JACOB	35	0,000%
MS THABILE P HLONGWANE	35	0,000%
MR BONGINHLANHLA MAZIBUKO	35	0,000%
DR MUSA AUBREY MAKHOBABA	35	0,000%
MR PRINCE MALAPILE	35	0,000%
MR JUSTIN WEBBER	35	0,000%
MR PIETER ROBERT BEZUIDENHOUT	35	0,000%
MISS NTOMBENHLE NKOSI	35	0,000%
MR KAVESH REDDY	35	0,000%
MR CHRISTIAAN MAUTITZ BLIGNAUT	35	0,000%
MS GIFT TULI	35	0,000%
MISS KATLEHO MAKATISE	35	0,000%
MR XITSEMBISO MASHILOANE	35	0,000%
MR CHRISTOPHER STEMMET	35	0,000%
MISS KUTLWANO SEBAPO	35	0,000%

Full Name	Shareholder Balance (number of shares)	Shareholder Balance %
MRS BRENDA MKHIZE	35	0,000%
MRS LYNETTE STRYDOM	34	0,000%
SILICA BELEGGINGS (EDMS) BPK	34	0,000%
MEV YVONNE JANSEN VAN RENSBURG	34	0,000%
THE ESTATE OF JOHANNA JACOBA	34	0,000%
ELIAS JOHANNES ARVESEN	34	0,000%
MR TEBOHO NKOKO	34	0,000%
MR YASHEN POORAI	34	0,000%
MR TSUNDZUKANI MALULEKE	34	0,000%
MR RASHID MOTALA	34	0,000%
MS DANIELE HERBST	34	0,000%
MISS BABALWA SKOSANA	34	0,000%
MRS HAPPINESS NDLOVU	34	0,000%
MS SIMANGELE SITHOLE	34	0,000%
MR MAANDA NOAXE PHOSIWA	34	0,000%
MR PIETER VAN STADEN	34	0,000%
MR ALDRIHN MAHLANGU	34	0,000%
MISS ZOLANI MTSWENI	34	0,000%
MR CHAMANLAL PREM	34	0,000%
MR CRYSTAL BALOYI	34	0,000%
MR MICHEAL KGONGWANA	34	0,000%
MRS TASNEEM KAJEE	34	0,000%
MISS LEBOGANG M SITHOLE	34	0,000%
MR OLUWAFEMI OMIDOSU	34	0,000%
MR SIFISO S TEMBE	34	0,000%
MISS BRIDGET MATHABA	34	0,000%
MR NHLANHLA MALAKOANE	34	0,000%
MISS MALEBO MATHALE	34	0,000%
MRS TAMERIN ELLIS	34	0,000%
MR SEAN O'FLAHERTY	34	0,000%
MR PATRICK BROWN	34	0,000%
MS GENEVAH KHOZA	34	0,000%
MR STEVENS SKOSANA	34	0,000%
MR LIAM TONETTI	34	0,000%
MR NDIVHUWO ROXLEY RAMABULANA	34	0,000%
MR SE MOLOANTOA	34	0,000%
MR NAVNEET BUDHOO	34	0,000%
MS SIMTHEMBILE MABUYAKHULU	34	0,000%
MR VICTOR STEMER	34	0,000%
MR HEINRICH VOSLOO	34	0,000%
MS XOLISIWE SINALO GRANGXABE	34	0,000%
MS MICHELLE MASANGO	34	0,000%
MR RISHAL BEEPAT	34	0,000%
MS THULISILE MHLONGO	34	0,000%
MS NOMFUNDO LEMBEDE	34	0,000%
PETER ROBERT WILLIAM SOANES ESQ	33	0,000%
MR DAVID ROBERT STACEY	33	0,000%
MR DEREK TOMLINSON	33	0,000%
MRS ALICE LILIAN COOPER	33	0,000%
MISS LINDY-LOU MULHOLLAND	33	0,000%

Full Name	Shareholder Balance (number of shares)	Shareholder Balance %
MISS HABIBA YOUSUF MIA	33	0,000%
MR LEE MORRIS BROUGHTON	33	0,000%
MR ANDRE DU PLESSIS	33	0,000%
MR JONATHAN PIMBLETT	33	0,000%
MS MANDY WESTWOOD	33	0,000%
MR ABRAHAM MATINYA	33	0,000%
MR YASEEN SEKASON	33	0,000%
MR DE VOS MALAN	33	0,000%
MR MKHULEKO DLAMINI	33	0,000%
MRS CELESTE CAGE	33	0,000%
MRS NTOMBIZODWA EDITH NGCAMU	33	0,000%
MISS TUSCANY BOTHA	33	0,000%
MR ZAMOKUHLE DLAME	33	0,000%
MR HERMANUS FRANCOIS VISAGIE	33	0,000%
MR JOHAN CONRADIE	33	0,000%
MISS BONO MATHISA	33	0,000%
MS SEKHAMETSI SESENG	33	0,000%
MRS AVRIL ARUMUGAM	33	0,000%
MISS EVERTON MOOLMAN	33	0,000%
MR MARK MOHAN	33	0,000%
MR SIYABONGA PHANDELA	33	0,000%
MISS SENZEKILE MOYANE	33	0,000%
MR LESIBA ROBERT SETHEMANE	33	0,000%
MR SONGEZO MACALA	33	0,000%
MS GCOBISA BANDEZI	33	0,000%
MISS TUMELO MANKWE	33	0,000%
MR BLAISE JACOB	33	0,000%
MR SITHEMBISO MANYATHELA	33	0,000%
MR WESSEL GILDENHUYIS	33	0,000%
MISS PRIMROSE NDLOVU	33	0,000%
MR CLIFFORD MATHULOE	33	0,000%
MR THAPELO MANGANYE	33	0,000%
MRS DEDREI WITBOOI	33	0,000%
MRS ADELAIDE MAKHATHE	33	0,000%
MRS VUYISEKA ZWANE	33	0,000%
MR CHRISTO VAN WYK	33	0,000%
MISS MALIAKO LETSAPO	33	0,000%
MS NTSAKO TIVANI	33	0,000%
MR MOKGOKONE NAKENE	33	0,000%
MS HLEKISILE NGIDI	33	0,000%
MR MANQOBA MAHLABA	33	0,000%
MR RAYNO STRYDOM	33	0,000%
MR SIFISO SINGWANE	33	0,000%
MS BIANCA DITTRICH	33	0,000%
MS RUMBIDZAI AMANDA BAKASA	33	0,000%
MR KWENZI KUNENE	33	0,000%
MR GONTSE KEKANA	33	0,000%
MRS SHUNBAGAVELLI GOVENDER	33	0,000%
MR THABANI NTULI	33	0,000%
MR DAVID ARNOLD VAN DER WALT	33	0,000%

Full Name	Shareholder Balance (number of shares)	Shareholder Balance %
ATTY ADMOR ROBERTSON DEANE COOPER	32	0,000%
MRS HELEN DIODONNA GING	32	0,000%
MRS JACQUELINE ELIZABETH JOSEPHI	32	0,000%
ADAT BOTSWANA INVESTMENT & TRADING	32	0,000%
MR FREDERICK JOHANNES VAN	32	0,000%
PP NOMINEES (PTY) LTD	32	0,000%
MEV IRENE DORTHY DE JONGH	32	0,000%
MR TERENCE HISCOCK	32	0,000%
MR VERNON SOLOMONS	32	0,000%
MR MURUNWA MAUDA	32	0,000%
MRS KARMEN FIELDGATE	32	0,000%
MR YANGA RALARALA	32	0,000%
MR PHUMUDZO STEMERE	32	0,000%
MR RAMEEZ SAMODIEN	32	0,000%
MR JITHEN VADIVAL PILLAY	32	0,000%
MR STANLEY CHETTY	32	0,000%
MISS ZAMAKUNENE HLELA	32	0,000%
MR JONATHAN LE GRANGE	32	0,000%
MR OBAKENG LEBOGANG	32	0,000%
MR SHAKIR MAHOMEDY	32	0,000%
MR DHAMENDRA MAHARAJ	32	0,000%
MISS NEVASHINI PATCHIAPPEN	32	0,000%
MR BYRON ERASMUS	32	0,000%
MR DIVAN NEL	32	0,000%
MISS LERATO MAHASHA	32	0,000%
MISS THANDI BOSHOMANE	32	0,000%
MR JAEN HERBST	32	0,000%
MR EZEKIEL MATSOBANE PUTUKA	32	0,000%
MS ROSE LEDWABA	32	0,000%
MISS LINDELWA JAKUCANA	32	0,000%
MRS SIMANGELE FORTUNATE BUSANE	32	0,000%
MISS MMATHABO MDHLULI	32	0,000%
MS KHOLIWE ROSE MAPHANGA	32	0,000%
MR VICTOR MANQOBA KUNENE	32	0,000%
MR RORISANG PULE	32	0,000%
MISS ZAMA MZOBE	32	0,000%
MISS NOLWAZI MKHUNGO	32	0,000%
MR THEMBINKOSI MABASO	32	0,000%
MISS SINOITHILE ZULU	32	0,000%
MR SANELE MKHWANAZI	32	0,000%
MS LINDIWE MOTSHAWE	32	0,000%
MISS SIPONONO MALEVU	32	0,000%
MR SIMPHIWE NZUZA	32	0,000%
MS CATHERINE KARIBA	32	0,000%
MRS NOTHANDO MAKHETHA	32	0,000%
MR PHINDILE ZILINDILE	32	0,000%
MR LUNGISA SIMELANE	32	0,000%
MR MOSOTHO MAJA	32	0,000%
MR PATIENT MUPFEKI	32	0,000%
MR LANGA MOKOENA	32	0,000%

Full Name	Shareholder Balance (number of shares)	Shareholder Balance %
MRS CHRISTELLE FOURIE	32	0,000%
MRS MEAGABO GODOBEDZHA	32	0,000%
MR FREEDOM MXOLISI ZUMA	32	0,000%
MR MZAMO DLAMINI	32	0,000%
MS MORONGOE MABENA	32	0,000%
MR HEINRICH SCH FER	32	0,000%
MS NONHLANHLA MDAKANE	32	0,000%
MR THULEBONA MESHACK KHUZWAYO	32	0,000%
MR BONGANI MNGOMEZULU	32	0,000%
MR ADRIEL MANILALL	32	0,000%
MS PRUDENCE TOBIAS	32	0,000%
MR SIPHO CELE	32	0,000%
MS KEFILWE DEEMBULE	32	0,000%
MR VUKANI KUNENE	32	0,000%
DAVIDSON COMPANY LTD TRUSTEE FOR	31	0,000%
HENRY SAVILLE ELAND ESQ	31	0,000%
MR AZIZ EBRAHIM	31	0,000%
MR EDWIN GEORGE CREEDY	31	0,000%
MR KENNETH GEORGE RATHBONE	31	0,000%
MR JOHN KINSEY GEEKIE +	31	0,000%
RACE RELATIONS EDUCATIONAL TRUST	31	0,000%
THE PEOPLES, DISPENSARY FOR SICK	31	0,000%
MRS CONSTANCE CROTTY	31	0,000%
MRS PETRONELLA GERTRUIDA J	31	0,000%
MR BRUCE MICHAEL ROBERTSON	31	0,000%
THE ESTATE OF KHADITA SULIMAN	31	0,000%
MR NOEL SAXON LANGLEY	31	0,000%
MRS JANCIS ANNE RISSIK	31	0,000%
MRS ELSA FRIEDA PRESTON	31	0,000%
MR CECIL ARTHUR CRANSWICK U/D	31	0,000%
MR PETER BERNHARDT RISSIK	31	0,000%
MRS MARIA ELIZABETH BOTMA	31	0,000%
MR ANDREAS DE WET BOTHA	31	0,000%
THE ESTATE OF JACOBUS LOURENS	31	0,000%
MR ALISTAIR SCOTT CORDER	31	0,000%
MRS JUDITH MAVIS LEE	31	0,000%
THE ESTATE OF THEODORE FREDERICK	31	0,000%
MRS PAMELA BEROWSKY	31	0,000%
MEV CATHERINA ELIZABETH VAN HEERDEN	31	0,000%
MRS FRANCES BARBARA CELINE	31	0,000%
MR PETER GARMANY	31	0,000%
MISS NONKULULEKO SINENHLANHLA FOR	31	0,000%
MISS ONGEZWA SINETHEMBA BANZANA	31	0,000%
MR MPENDULO CIRA	31	0,000%
MR JACQUES PRETORIUS	31	0,000%
MS VENESSA KISTEN	31	0,000%
MS SANELISIWE ZUMA	31	0,000%
MR HENDRY BOTHA	31	0,000%
DR ABDPOOL SHAIK	31	0,000%
MS AURELIA ELIA MONTANARI	31	0,000%

Full Name	Shareholder Balance (number of shares)	Shareholder Balance %
MR VUYO LOUIS MGOAMQO	31	0,000%
ADV GERT LUBBE	31	0,000%
MISS NOLITHA ZUZANI	31	0,000%
MR SAKHISENI NZUZA	31	0,000%
MR SIZWE NELSON MHLANE	31	0,000%
MR XOLANI MNYANDU	31	0,000%
MR SANDILE ZWANE	31	0,000%
MS LONA NOIWA	31	0,000%
MISS ASANDA SONGO	31	0,000%
MR MFUNDO NTWENHLE TEMBE	31	0,000%
MR ANELE NGXONGO	31	0,000%
MR COLLIN NTOKOZO NGCOBO	31	0,000%
MS MAFUSI MOLOI	31	0,000%
MR LWANDA BOLILITYE	31	0,000%
MISS SIPHIWE ZULU	31	0,000%
MR CHARLES MACKENZIE	31	0,000%
MS EUSINSHELL KHALANI	31	0,000%
MR TUMELO MABOEA	31	0,000%
MR INNOCENT GCWABAZA	31	0,000%
MR MOLETSANE ABRAM MOFOKENG	31	0,000%
MS MPHO NDABENI	31	0,000%
MR SAMKELO MBULI	31	0,000%
MR SURIJLALL BRIJLALL	31	0,000%
MS LUCILLE SEHUME	31	0,000%
MS SIMPHIWE LINDIWE MADELA	31	0,000%
MRS DORRIANNE JULIUS	31	0,000%
MR ANDILE MHLONGO	31	0,000%
MR SEAN BRERETON-STILES	31	0,000%
MR LETLATSA RAMONE	31	0,000%
MR KGATLHISO MADIMABE	31	0,000%
MR TOBIE MYNHARDT	31	0,000%
MS SYLVIA SETSUMI	31	0,000%
MR FRANK TREVOR VAN ROOYEN	31	0,000%
MR NEVILLE MARTHINUS SCHREUDER	31	0,000%
MRS MARINA ESTELLE LESTER	31	0,000%
MR CATHAL O BOYLE	30	0,000%
MS MERLIE WHITE	30	0,000%
MR ALBERT VAN AMEROM	30	0,000%
RENTMEESTER VERSEKERAARS BPK	30	0,000%
MRS SALMA HOOSEN	30	0,000%
MRS HEATHER COLLEEN PEREIRA	30	0,000%
MR DARIUS GOUWS	30	0,000%
MRS FELICITY DABBS	30	0,000%
MR ATLEGANG MASEGO MOSIMANEKGOSI	30	0,000%
MR NATHANIEL JOHN RANK	30	0,000%
MR MOLOKO MALEBATJA	30	0,000%
MR JACOBUS PETRUS CARSTENS	30	0,000%
MR HEDLEY MAHLATSE SELOLO	30	0,000%
EST LATE GIHWALA JACKIESONDAS	30	0,000%
MRS SHIVANI GAJADHUR	30	0,000%

Full Name	Shareholder Balance (number of shares)	Shareholder Balance %
MR GIDEON VAN WYK JACOBS	30	0,000%
MR ABDUL BABA	30	0,000%
MR ETIENNE NEL	30	0,000%
ME CAROL SWART	30	0,000%
MR JAN SAREL MARIUS VAN WYK	30	0,000%
MR YASCHAR RAMNATH	30	0,000%
MR JAYSEELAN GANGADU	30	0,000%
MRS AMINA PEER	30	0,000%
MR JOHNNIE D VAN DER WALT	30	0,000%
MR TAFADZWA MAPIYE	30	0,000%
MISS SIWAPIWE MATETA	30	0,000%
MR CHRIS ADOLF CROUSE	30	0,000%
MISS FIRDOUS CHOTOO	30	0,000%
MISS GUGULETHU MAGAGULA	30	0,000%
MR CHARL CILLIERS	30	0,000%
MR FHATUWANI STEVEN MUDZUNGA	30	0,000%
MRS SUMINTHRA SINGH	30	0,000%
MR STEMERE JACKSON MONYELA	30	0,000%
MR MICHAEL TSHAUKE	30	0,000%
MR ANDRE VERWEY	30	0,000%
MISS ZWOLUGA PATIENCE KHUPHANI	30	0,000%
MR MPHO WALTER MOFOKENG	30	0,000%
MR YAMKELA KAKA	30	0,000%
MR HENDRIK MEYBURGH	30	0,000%
MR ASAF HENIG	30	0,000%
MR WYNNE CHRISTOPHER	30	0,000%
MR GIVEN THOCKEY	30	0,000%
MR PEDI MABOKO	30	0,000%
MR KEEGAN LAUDER	30	0,000%
MS NDUDUZO NDLOVU	30	0,000%
MISS NOLUYOLO LANGSIKI	30	0,000%
MR SENZO MALUSI ZIKHALI	30	0,000%
MR BOIKHETHELO LEU	30	0,000%
MISS MODUPI MATHABELA	30	0,000%
MR WARWICK LUDLOW WARMAN	30	0,000%
MR NICHOLAS SHANE MYHILL	30	0,000%
MS TSHEGOFATSO MASIKE	30	0,000%
MR ZWELITHINI MDAKANE	30	0,000%
MR PETER MCFARLANE	30	0,000%
MR THEMBELIHLE SHONGWE	30	0,000%
MR PHATHUTSHEDZO SIBASA	30	0,000%
MS NELLY MNDEBELE	30	0,000%
MISS MAKHOSI EMELY LETSIE	30	0,000%
MS KELLY TURNER	30	0,000%
MS MARY MAKOMEYA	30	0,000%
MS NOLUTHANDO HLONGWANE	30	0,000%
MS CAMELLE MOODLEY	30	0,000%
MR LIYAKHANYA ZISANDA NDLOVU	30	0,000%
THE BREEDT FAMILY TRUST	30	0,000%
MRS MARGARET ANNE BLANE	30	0,000%

Full Name	Shareholder Balance (number of shares)	Shareholder Balance %
MR MICHAEL OSCHEROWITZ	29	0,000%
MISS ZAHNE BARKHUIZEN	29	0,000%
MR KATLEGO SEBATE	29	0,000%
MR COLIN KOEN	29	0,000%
MR SIPHO CUNTSWANA	29	0,000%
MISS CHARMAINE VAN ROOYEN	29	0,000%
MR AMITH DHALIP SINGH	29	0,000%
MR RUSSEL DAVID BERMAN	29	0,000%
MR SANJIV DHANPAT	29	0,000%
MISS DAPHNE ELS	29	0,000%
MS LONDIWE ZULU	29	0,000%
MR MERE KOMANE	29	0,000%
MS MAKHOSAZANE THANDEKA	29	0,000%
MR KEROSHAN GOVENDER	29	0,000%
MISS NOKUBONGA LONDIWE BANDILE	29	0,000%
MISS VHONANI HLONGWANE	29	0,000%
MS NONKULULEKO PRINCESS MBAMBO	29	0,000%
MR SIPHIWE DLAMINI	29	0,000%
MS NOMBUSO DUBE	29	0,000%
MR SHAYNEL JOSHI	29	0,000%
MR SALTHIEL MABITSELA	29	0,000%
MR VUYO LUDIDI	29	0,000%
MR SEKANA MOELA	29	0,000%
MR LWAZI ERASMUS NZIMANDE	29	0,000%
MISS HLOBILE NTULI	29	0,000%
MR VHUTALI MASINDI	29	0,000%
MISS LINDELANI MUNYAI	29	0,000%
MS LERATO LEHLOKOA	29	0,000%
MR BRANDON PEREIRA	29	0,000%
MR SYDWELL JIYANA	29	0,000%
MISS MPHO MOILWA	29	0,000%
MR LEBOHANG MOKHELE	29	0,000%
MR MOLEFE NTSWANA	29	0,000%
MR PIET MAHLATSI	29	0,000%
MR MVULA SIYABONGA NCANGISO	29	0,000%
MISS KAREN JAGDEO	29	0,000%
MR AMEEN-RUDI KIEFER	29	0,000%
MISS NOBANTU SIBANYONI	29	0,000%
MR RUDOLF DE MUNNIK	29	0,000%
MISS ZENANDE MASHELE	29	0,000%
MR MAXWELL PHALE	29	0,000%
MR WILLIAM MAKHETHA	29	0,000%
MS REFILWE MALULEKE	29	0,000%
MR MINENHLE DIDI	29	0,000%
MRS LINDIE RICHTER	29	0,000%
MR ANTHONY HOLDCROFT	29	0,000%
DR HENDRICK MOKWENA	29	0,000%
MS NONHLE MKHWANAZI	29	0,000%
MR MMBONISENI NEMATANGARI	29	0,000%
MS PRAISE MAKHUBELE	29	0,000%

Full Name	Shareholder Balance (number of shares)	Shareholder Balance %
MISS MBALENHLE MCHUNU	29	0,000%
MS MATODZI MAUREEN MULAUDZI	29	0,000%
MR GAVIN MCAULAY ATKINSON	28	0,000%
MISS LAUREN GRINDLAY	28	0,000%
MISS LEONESE DAVIDS	28	0,000%
MISS VUYOKAZI AUGUST	28	0,000%
MR PRESEN PATHER	28	0,000%
MR MARUIS VAN ANTWERPEN	28	0,000%
MR NKOSINATHI SHONGWE	28	0,000%
MR AHMED DADOO	28	0,000%
MR KOENA PHOKELA	28	0,000%
MISS NOLUSINDISO SONKWALA	28	0,000%
MISS NOTHUBA JALI	28	0,000%
MISS BONGIWE MAUREEN NDIMA	28	0,000%
MR BASHIER BARNES	28	0,000%
MRS NELISA MARFO FRIMPONG	28	0,000%
MR RUDZANI THAGWANA	28	0,000%
MISS THENDO JILLIAN MUAVHA	28	0,000%
MISS PRUDENCE MOELA	28	0,000%
MR TAYDO KHAMA	28	0,000%
MRS HELEN BESTER	28	0,000%
MS HLULANI PROMISE NDOBE	28	0,000%
MR TIRON HELLON	28	0,000%
MR EMILE LEW	28	0,000%
MR BONGANI MTSHALI	28	0,000%
MR MOHALE SAMONYANE	28	0,000%
MISS MARGARET TLHAPANE	28	0,000%
MR XOLILE NDHLOVU	28	0,000%
MISS MBALI SIMELANE	28	0,000%
MR THABANG TSEBE	28	0,000%
MRS SPHIWE JEANET MOKOENA	28	0,000%
MRS CHARLENE SCHOON	28	0,000%
MRS EGNES MASILO	28	0,000%
MR UZAIR WADEE	28	0,000%
MISS SINALO BILI	28	0,000%
MR MZIKAYISE SITHOLE	28	0,000%
MR LEFA ERNEST MOGWERA	28	0,000%
MISS XOLISWA MATHENJWA	28	0,000%
MRS LETSHEGO MOLOKWANE	28	0,000%
MR VIVEN GOVENDER	28	0,000%
MISS TANIA NAIDU	28	0,000%
MRS NOKUTHULA MZULWINI	28	0,000%
MISS GLADYS KHUZWAYO	28	0,000%
MR SIMPHIWE NDLAZI	28	0,000%
MS NOLUTHANDO THUSI	28	0,000%
MR INDHRASAN AIYER	28	0,000%
MS THULISWA NONYINGA	28	0,000%
MR SIPHESIHLE SANELE NXUMALO	28	0,000%
MRS LISBETH ANN YOUNG	28	0,000%
MR SABELO SIMELANE	28	0,000%

Full Name	Shareholder Balance (number of shares)	Shareholder Balance %
MR BONGANI NGOBENI	28	0,000%
MS LEONAY BOTHA	28	0,000%
MS JENITA BELING	28	0,000%
MR LWAZI SOKOKO	28	0,000%
MS DESIREE KHUPE	28	0,000%
MISS AZASIPHE MAHWA	28	0,000%
MR MANDLA NYATHI	28	0,000%
MISS PATISWA NGAKI	28	0,000%
MISS THANDEKA MSIMANGO	28	0,000%
MRS CHERYL GRAHAM	27	0,000%
MRS CATHERINE ELIZABETH JOHNSTON	27	0,000%
THE ESTATE OF JANET TORGIUS +	27	0,000%
MR WILLIAM IAN BARRETT BOTHWELL	27	0,000%
MR ANTONY ELLIS	27	0,000%
MR CRAIG DE JAGER	27	0,000%
MS KAREN WOEST	27	0,000%
MISS LEA BONNET	27	0,000%
MR ETTIENNE LUBBE	27	0,000%
MR JULIAN VAN NIEKERK	27	0,000%
MR JAMES ROSS-MARSH	27	0,000%
MR NIEL DU TOIT	27	0,000%
MR KHODANI NEMALAMANGWA	27	0,000%
DR ANGELO MANZONI	27	0,000%
MR DANIEL NELL	27	0,000%
DR ANTONIO STRIDE	27	0,000%
MR HEINRICH PETRUS	27	0,000%
MR SIFISO DLUDLA	27	0,000%
MR TAPER A MHARE	27	0,000%
MR ERIC KHOZA	27	0,000%
MASTER TSHEPO TLOU	27	0,000%
MISS AURORA FALLON YUILL	27	0,000%
MRS NATASHA RAMLOO	27	0,000%
MR LYNN-JAY HENDRICKS	27	0,000%
MISS SHIVAANI PILLAY	27	0,000%
MR CORNE JACOBS	27	0,000%
MISS NOZITHELO KHUMALO	27	0,000%
MR NTOKOZO MOKOENA	27	0,000%
MRS KHULULWA MANZANA	27	0,000%
MISS DINEO PRECIOUS RASEONA	27	0,000%
MISS BONISIWE XIMBA	27	0,000%
MR JACO VAN RENSBURG	27	0,000%
MR ALOEISE KHINASE	27	0,000%
MISS NTHABISENG MASEHELA	27	0,000%
MRS CANDICE VAN DEN BERG	27	0,000%
MR KHANYA FAB A	27	0,000%
MR MUKELANI BUTHELEZI	27	0,000%
MR MMAMALEKE SEROKA	27	0,000%
MS PATRICIA NOBUHLE ZULU	27	0,000%
MISS DUDUZILE SINENHLANHLA DLAMINI	27	0,000%
MR PHIWA NGWENYA	27	0,000%

Full Name	Shareholder Balance (number of shares)	Shareholder Balance %
MR SHAUN BROWN	27	0,000%
MR SYDNEY MORGAN LEBOHANG PHOSHOLI	27	0,000%
MISS NOMPUMELELO MAISELA	27	0,000%
MR MVUSELELO NTSHANGASE	27	0,000%
MISS NOMKHOSI NYOKA	27	0,000%
MS TSHEGOFATSO POOLO	27	0,000%
MS NOMPILO SHANGE	27	0,000%
MRS MAKGOTSI JANE MASHEGO	27	0,000%
MISS MICHELLE MARISHANE	27	0,000%
MS MAHLORA MALETE	27	0,000%
MR RENIEL HARPAL	27	0,000%
MR RUSTUM NOOR	27	0,000%
MS NOMGCOBO NOJOKO	27	0,000%
MR GERT COETZEE	27	0,000%
DR NTSAKO BALOYI	27	0,000%
MR CRUSE MATLOLE	27	0,000%
ESTATE LATE DOUGLAS GEORGE	27	0,000%
MRS DOREEN ANN FRAZER	26	0,000%
MS ROSEMARY ANN LINDSAY MATHIS	26	0,000%
MR VIVIAN HERMAN EPSTEIN	26	0,000%
THE ESTATE OF SARAH ROBINSON	26	0,000%
MR NIALL KELLER	26	0,000%
MR ELROY ELAND	26	0,000%
MR GODFREY SKHOSANA	26	0,000%
MR WERNER JORDAAN	26	0,000%
MR ALESH MAHARAJ	26	0,000%
MR BRENDON HARTSLIEF	26	0,000%
MR BONGANI MAHLANGU	26	0,000%
MR CAMERON REUBEN SOOKHOO	26	0,000%
MR MDUMISENI GWALA	26	0,000%
MISS NALEDI MOHWATSELENG	26	0,000%
MISS MOSHIBODI RAMPEDI	26	0,000%
MS MAKHOSAZANA LINDIWE VERONI CA	26	0,000%
MR MARKO ROSSOUW	26	0,000%
MS SANELE KHUMALO	26	0,000%
MR MINESH CHETTY	26	0,000%
MR OWEN SHEARD	26	0,000%
MR WELCOME MAZIBUKO	26	0,000%
MR SIVIWE HOKWANA	26	0,000%
MS NICOLENE SMIT	26	0,000%
MR MVELASE LUCAS NKUTHA	26	0,000%
MR SEEISO PHOLISO	26	0,000%
MR TEBATJO MANAMELA	26	0,000%
MNR ANDRE ARNOLD DORMEHL	26	0,000%
MR COENRAAD JANSEN VAN VUUREN	26	0,000%
MR CHESIRE ADRIAAN	26	0,000%
MS SILINDOKUHLE HLOPEKAZI	26	0,000%
MR KHATI LEKOADU	26	0,000%
MISS ROFHIWA MUDAU	26	0,000%
MR DHIVEN NAIDOO	26	0,000%

Full Name	Shareholder Balance (number of shares)	Shareholder Balance %
MR KEVIN DU PLESSIS	26	0,000%
MR NHLAKANIPHO NENE	26	0,000%
MISS XOLISILE GLORIA MSOMI	26	0,000%
MR RIDWAAN SULEMAN	26	0,000%
MR JASON GOVENDER	26	0,000%
DR GERT VAN WYK	26	0,000%
MRS KARIN HERBST	26	0,000%
MR MANQOBA MAGIDELA	26	0,000%
MRS SHEBERWANE MABELEBELE	26	0,000%
MR ISMAAEEL MOOLLA	26	0,000%
MR ZAAHIER PETERSEN	26	0,000%
MRS ELIZABBETH JOUBERT	26	0,000%
MRS JEANNETTE ROSSOUW	26	0,000%
MRS SABRINA WILLENBERG	26	0,000%
MISS TSOGOANE LEKGOATHI	26	0,000%
MR MUHAMMAD NIZAMIE	26	0,000%
MR ZUKO NDABAMBI	26	0,000%
MR GEORGE MSIMANGO	26	0,000%
MR MDU NKOSI	26	0,000%
MISS NOZIPHO QHAWEKAZI PRINCESS	26	0,000%
MR SIPHO MAKHAYA	26	0,000%
MISS KEENA THOMSON	26	0,000%
MR THEMBINKOSI ERNEST GUMEDE	26	0,000%
MR LUNGILE MSHWAWU	26	0,000%
MR LINDANE LUTHULI	26	0,000%
MRS NELISILE NJEYA	26	0,000%
MRS MINENHLE NHLEKO	26	0,000%
MR TANDO MPINTSHI	26	0,000%
MR MARTIN MASHEGO	26	0,000%
MR IKGOPOLENG MOTEDI	26	0,000%
MS TRISHANTA PATHER	26	0,000%
MR YASHVIR RAMNARAYAN	26	0,000%
MS PHUMELELE SIBIYA	26	0,000%
MR BUHLE MAQOKO	26	0,000%
MR NEERAJH SOOKHAYEE	26	0,000%
MS ZIBUYILE KHAWULA	26	0,000%
MRS MANDY REID	26	0,000%
MR KWANELE KHUMALO	26	0,000%
MS ANTOINETTE SOUTHEY	26	0,000%
MS PHINDILE MDABE	26	0,000%
MS KAMOHELO LENONO	26	0,000%
MR RICHARD KINGSLEY RIDGWAY	25	0,000%
MR BARRIE COHEN	25	0,000%
MR EBRAHIM SULEMAN SEEDAT	25	0,000%
THE ESTATE OF FLORENCE AGNES	25	0,000%
THE ESTATE OF JENNY BARBARA CLEEVES	25	0,000%
MRS ANNA MALETA	25	0,000%
MR TSHILIDZI RADZUMA	25	0,000%
MR PETRUS JACOBUS BOTHMA	25	0,000%
MISS JOHANNAH NOMARHASA MAHLANGU	25	0,000%

Full Name	Shareholder Balance (number of shares)	Shareholder Balance %
MR HAWARD MMAKANYANE	25	0,000%
MR DOMINIC SALOMON	25	0,000%
MNR HERBERT EDWARD SMITH	25	0,000%
MRS JENNIFER HARTE	25	0,000%
MR MICHAEL J A ROCKEY	25	0,000%
MR MALCOLM J BATH	25	0,000%
MR MICHAEL-JAMES CURRIE	25	0,000%
MR PIERRE MARAIS	25	0,000%
MR NICOLAAS BODENSTEIN GOODWIN	25	0,000%
MR DAVID HOLLAND	25	0,000%
MR ANDRIES JACOBUS KRUGER	25	0,000%
MR SRINIVASA GENGAH	25	0,000%
MISS THANDAZILE HAPPINESS MKHIZE	25	0,000%
SG/AIFM/INV	25	0,000%
MISS SEIPATI MODIKA	25	0,000%
MR OLIVIER KAYEMBE	25	0,000%
MR JAMES PAULOS MANGENA	25	0,000%
MR VELEFINI OWABE	25	0,000%
MR BIIH BETHUEL MAKGATE	25	0,000%
MR MOEKETSI MOEKETSI	25	0,000%
MR KHATHUTSHELO TSHIKOVHI	25	0,000%
MR KUMARAN NAIDOO	25	0,000%
MISS SHANEL CHUENE	25	0,000%
MR TSHEGOFATSO THOMAS SILINDA	25	0,000%
MISS NONDUMISO MNOQAYI	25	0,000%
MR PIETER DE VILLIERS	25	0,000%
MR MZWANDILE MAZIBUKO	25	0,000%
MISS ISLA KIMBER	25	0,000%
MISS LESEDI MOTSOENENG	25	0,000%
MR THEMBELANI GLADAN MBULI	25	0,000%
MR SOOGAN MOODLEY	25	0,000%
MISS TINTSWALO MHLONGO	25	0,000%
MRS MADIPHAPANG KOMANE	25	0,000%
MR SIBUSISO MATHONSI	25	0,000%
MR LUNGELO MAKUBALO	25	0,000%
MS MAMELLO MOLEFE	25	0,000%
MRS REFILWE SARAH MOLAMU	25	0,000%
MISS BEVERLY KEKANA	25	0,000%
MR MZIWENKOSI MZIMELA	25	0,000%
MR AYABONGA LWAZI NDI MANDE	25	0,000%
MS YOLANDE BOTHA	25	0,000%
MS HLENGIWE BUTHELEZI	25	0,000%
MR TSHEPO BEZA	25	0,000%
MR HAMILTON STHEMBISO MSHIBE	25	0,000%
MR PATRICK MANDLENKOSI SILA	25	0,000%
MR KEENAN NAIDOO	25	0,000%
MR RENDANI THOMAS NDOU	25	0,000%
MISS NOKUKHANYA KHANYO NGWENYA	25	0,000%
MR ITUMELENG VANSTAD	25	0,000%
MRS YOLANDA KLEINBOOI	25	0,000%

Full Name	Shareholder Balance (number of shares)	Shareholder Balance %
MISS LERATO MPHUTHI	25	0,000%
MS VONILE MABUNDA	25	0,000%
MR AZHAR BERA	25	0,000%
MRS ELIZABETH NYATANGA	25	0,000%
MS MELISHA SINGH	25	0,000%
MS WENDY DLAMINI	25	0,000%
MR ANDILE VUYANI NGQAYIMBANA	25	0,000%
MISS THEMBEKA MPISANE	25	0,000%
MR ISHVEER MAHADEO	25	0,000%
MR LLEWELLYN COX	25	0,000%
MR SERGIO DA COSTA	25	0,000%
MR LONDUKWAZI NGCOBO	25	0,000%
MS MAISAYA RAPETSOA	25	0,000%
MR TRENT BAZLEY	25	0,000%
MS SERINA PETRIE	25	0,000%
MR EDWARD TSHIKUDO	25	0,000%
MR SANELE NGAM	25	0,000%
MR SANDISO TSHAKUMANI	25	0,000%
MR ANDREW HEWITT-COLEMAN	25	0,000%
MR KHULEKANI NGCOBO	25	0,000%
MR DOKODELA NXUMALO	25	0,000%
MR MICHAEL HERMAN COULSON	24	0,000%
MR CHARLES GENN	24	0,000%
MR PATRICK SPINDLER	24	0,000%
MR JOHAN LOUWRENS	24	0,000%
MR MARK DABBS	24	0,000%
MISS BOKANG THIKEDZO MATHATO	24	0,000%
MR KHUMBUDZO MASHAMBA	24	0,000%
MR DEREK CHRISTIAN	24	0,000%
MR ANDRE POTGIETER	24	0,000%
MR IMRAAN DESAI	24	0,000%
MR ALEXANDER BOUWER	24	0,000%
MR WIEHANN FOURIE	24	0,000%
MR JOHN WILLIAMS	24	0,000%
MS NTHABISENG YVONNE RENS	24	0,000%
MISS AMOGELANG KGOMOTSO DITLOPO	24	0,000%
MISS GIVEN MTHEMBU	24	0,000%
MR LUZUKO BANJWA	24	0,000%
MR ZWELISHA MABUZA	24	0,000%
MRS KETTY SITHOLE	24	0,000%
MR MBUSO REGINALD MKHIZE	24	0,000%
MR RYAN VAN EEDEN	24	0,000%
MISS NOKUPHILA MTSHALI	24	0,000%
MR NEO NKABINDE	24	0,000%
MR MANDLA MEYIWA	24	0,000%
MISS LEKABA PETLELE	24	0,000%
MR GCOBANI MALOYI	24	0,000%
MR ZAKARIYA ALLY	24	0,000%
MR PHIWOKUHLE ZULU	24	0,000%
MS AVNI DAYA	24	0,000%

Full Name	Shareholder Balance (number of shares)	Shareholder Balance %
MS LORENZA STROVER	24	0,000%
MR LLOYD MTHWANE	24	0,000%
MR NESHEN MOODLEY	24	0,000%
MR TEBOGO MAFISA	24	0,000%
MR THOMAS OFLAHERTY	24	0,000%
MR SIBONGISENI SHANGE	24	0,000%
MR NKULULENKO MATHE	24	0,000%
MR ANESH DHANIRAM	24	0,000%
MR HOPEWELL DUMISANI ZULU	24	0,000%
MS LANDIWE DUBE	24	0,000%
MISS NELISA NGONINI	24	0,000%
MISS SLINDILE GWALA	24	0,000%
MS NOMALANGA NHLAPO	24	0,000%
MISS THETHELELIWE NGWENYA	24	0,000%
MISS PORTIA MODIPANE	24	0,000%
MRS THEMBAKAZI MPHANAMA	24	0,000%
MR KGOLELA NKUTSHWEU	24	0,000%
MRS TRACEY SIMPSON	24	0,000%
MRS LOEGENEE GCILITSHANA	24	0,000%
MS SETHABILE MADIDA	24	0,000%
MR JOSEPH DIESEL	24	0,000%
MR MMUTLANA JAMES MOKONYANA	24	0,000%
MR REITUMETSE MESEFO	24	0,000%
MISS FADHEELAH CAMAROODIEN	24	0,000%
MR BRYDON MATYANA	24	0,000%
MR LEVI APRIL	24	0,000%
MS THANDEKA FAKAZI	24	0,000%
MISS MARYLINE BAWINILE DLAMINI	24	0,000%
MS LERATO PHELANE	24	0,000%
MR WASEEM POCHEE	24	0,000%
MISS FELICIA NTSIMANE	24	0,000%
MRS DUDU NTULI	24	0,000%
MR ULTIMATE NGWENYA	24	0,000%
MR TOBIAS XOLILE JUNIOR MAKETE	24	0,000%
MRS NOMUSA MPUNGOSE	24	0,000%
MR ELVIS GUMEDE	24	0,000%
MRS MARIA BASIL VASS	24	0,000%
MR THOMAS ALASTAIR GREENSHIELDS	23	0,000%
MISS DEBORAH POYNTON	23	0,000%
THE ANIMAL ANTI-CRUELTY LEAGUE OF	23	0,000%
MR PETER GERRIT WAGNER	23	0,000%
DR GERNO ROZENDAAL	23	0,000%
MRS ADELE MARITZ	23	0,000%
MR JASON DUGMORE	23	0,000%
MR UZAIR MOOLA	23	0,000%
MR BYRON KAPP	23	0,000%
MR THOMAS MUNDY	23	0,000%
MR AMITH RAMKISSOON	23	0,000%
MRS ASANDA PULUWENI	23	0,000%
MR RUTENDO JONGA	23	0,000%

Full Name	Shareholder Balance (number of shares)	Shareholder Balance %
MR SHADRACK MAZWAYI	23	0,000%
MR ZUBAIR MOHAMED	23	0,000%
MS LINDOKUHLEI SEME	23	0,000%
MR EMMANUEL HLONGWANE	23	0,000%
MR MUHAMMAD JAJBHAY	23	0,000%
MISS LETHOKUHLE MTSHALI	23	0,000%
MISS MAVIS SEBATI	23	0,000%
MISS CARMILLETA MAY	23	0,000%
MR S'THEMBELO MBATHA	23	0,000%
MRS THULISILE CHARLENE PAULUS	23	0,000%
MISS TAKALANI RATSHIHULE	23	0,000%
MS PHUMLA GQOLA	23	0,000%
MR TYRELL LEGHLO	23	0,000%
MR NECODEMUS MORIRI	23	0,000%
MISS NOKUTHULA MNDEBELE	23	0,000%
MISS AYANDA DLAMINI	23	0,000%
MR KABELO MAGADLA	23	0,000%
MR MANOGREN NAIDOO	23	0,000%
MR TSHEPO MAZIBUKO	23	0,000%
MR MORNE SCHUTTE	23	0,000%
MR BOINEELO MATLHOLE	23	0,000%
MISS MOHAU PRINCESS MTHUKWA	23	0,000%
MR TUMELO PHAKEDI	23	0,000%
MISS DIYAJAL MAHARAJ	23	0,000%
MR NTABETHEMBA GOOLI	23	0,000%
MRS FEZIWE TYIWANI	23	0,000%
MR ZWELI NGWENYA	23	0,000%
MR LOURENS DU PLESSIS	23	0,000%
MISS KGAUGELO MAILA	23	0,000%
MR PHUMLANI SABELA	23	0,000%
MR PHIWAYINKOSI NDABA	23	0,000%
MR ELVIS MASILELA	23	0,000%
MS NOZIPHO NGEMA	23	0,000%
MR JACQUES ELS	23	0,000%
MRS IMBELANI MATSI	23	0,000%
MR NJABULO MTHETHWA	23	0,000%
MR MAHAMED ALI HAFEEJEE U/D	23	0,000%
MRS MARTHA CATHARINA MAGRIETA BOTHA	23	0,000%
JOHN DUNCAN PRICE ESQ	22	0,000%
MRS DELPHINE FOSTER	22	0,000%
MR GREIG WILLIAM SMITH	22	0,000%
MISS VICTORIA KAYE MOORE	22	0,000%
MRS JENNIFER ANNE BARNARD	22	0,000%
MR HANRU REDELINGHUYS	22	0,000%
MR LUTHER VAN ZYL	22	0,000%
MR WILHELM LATEGAN	22	0,000%
MR TERTIUS MYNHARDT	22	0,000%
MR HEINO OBERMEYER	22	0,000%
MRS VASIE NAIDOO	22	0,000%
MRS VICKY COWNIE	22	0,000%

Full Name	Shareholder Balance (number of shares)	Shareholder Balance %
MNR KEITH E STARKE	22	0,000%
MR DONALD ERIC BERNHARD	22	0,000%
MR DIRK VAN VLAANDEREN	22	0,000%
MISS DAYLE MALHERBE	22	0,000%
MRS AYANDA ZWANE	22	0,000%
MR AWONKE MAMANE	22	0,000%
MR ZANE DUNN	22	0,000%
MR MAZWI MKHIZE	22	0,000%
MRS NAZEERA EBRAHIM	22	0,000%
MISS BONTLE MONCHUSI	22	0,000%
MR WANDUMZI MLANDU	22	0,000%
DS MALEFETSANE RAMAPAEANE	22	0,000%
MR KHETHO SITHOLE	22	0,000%
MR GIDEON HUGO	22	0,000%
MR CHUMANI DYANTYI	22	0,000%
MR THATO MAKGOPA	22	0,000%
CAPT LEBOGANG MANGANYE	22	0,000%
MR MAHDI KHAN	22	0,000%
MR JASHEEL MITHA	22	0,000%
MR CHISOMO KALAWE	22	0,000%
MR SITHABISO MTSHALI	22	0,000%
MR NIKHEEL JUNGBAHADUR	22	0,000%
MR LETHABO MODIKO	22	0,000%
MRS MOLATELO OLGA MORAPAMA	22	0,000%
MR CHUMA MFULA	22	0,000%
MR ITUMELENG MAFOLO	22	0,000%
MR MUHAMMED JADA	22	0,000%
MR LUIGI FLORIO	22	0,000%
DR ROLAND STRAUB	22	0,000%
MR WESLEY GUMEDE	22	0,000%
MISS ZIMKITA MATOLENGWE	22	0,000%
MRS YASTIKA RAMDEEN	22	0,000%
MR MARK HO	22	0,000%
MR MTHELISI DLAMINI	22	0,000%
MISS LINDOKUHLE SHABALALA	22	0,000%
MR NKGAPANE PITSO	22	0,000%
MISS ALEXIS JACOBS	22	0,000%
MR PFANO MUKOMAFHEDZI	22	0,000%
MISS THEMBELIHLE GUMBI	22	0,000%
MRS NTOMBIZODWA DORIS MNGUNI	22	0,000%
MR IGNATIUS NDLOVU	22	0,000%
MISS NOBANTU MOHAMANE	22	0,000%
MR RONALD MDOLOMBA	22	0,000%
MISS OUMA MAKGOBA	22	0,000%
MR JACKY SEGOALE	22	0,000%
MS SIPHESIHLE NDLOVU	22	0,000%
MR NHLAKANIPHO GUMBI	22	0,000%
MS MBALI NHLEKO	22	0,000%
MR RAMABELA SALTHIEL MASILELA	22	0,000%
MRS ANA LUCIA MOUTON	22	0,000%

Full Name	Shareholder Balance (number of shares)	Shareholder Balance %
MRS NAPE MARGARET PHASHA	22	0,000%
MISS MBALENHLE MNGOMA	22	0,000%
MR STEPHANUS DAVID STRAUSS	22	0,000%
MR KULANI HLEKANE	22	0,000%
MS NOMZAMO SIBIYA	22	0,000%
MRS RETHABILE NGCOBO	22	0,000%
MS NTHONA MOHLOUOA	22	0,000%
MR ORIFHA MADZENA	22	0,000%
MRS TSHIWELA LIDZHADE	22	0,000%
MS LENA MABENA	22	0,000%
MR JAYDEN TIPTON	22	0,000%
MR MHLENGI NKANYEZI ZULU	22	0,000%
MS ZIPHOZIHLE DIKE	22	0,000%
MR MFANAFUTHI MDLULI	22	0,000%
MR CLINTON LAWRENCE	22	0,000%
MR ANTHONY HIGUERA SILVA	22	0,000%
MR NHLAKANIPHO MLAMBO	22	0,000%
MISS TUMELO KUBYANA	22	0,000%
MR STUART DAVIDSE	22	0,000%
MR JOHN BUTLER SMITH (JNR)	21	0,000%
MR BAREND JACOBUS DE LANGE	21	0,000%
MR COENRAAD NICOLAAS DE MILANDER	21	0,000%
MNR JOHANNES FREDERIK J VAN	21	0,000%
MRS MARIE ELIZABETH NEU	21	0,000%
MR GEOFFREY WILLIAM CUFF	21	0,000%
MRS TERTIA KING	21	0,000%
MRS MARGARET GAIL STANDER	21	0,000%
MR JOHANNES MATTHIAS BRAND	21	0,000%
ADAT INVESTMENT HOLDINGS CC	21	0,000%
MR STEPHEN HENRY LEVIN	21	0,000%
MR SANTE GUIDO BATTISON	21	0,000%
MRS ALIDA JOHANNA CARSTENS	21	0,000%
ESTATE LATE BEVERLEY ALLISTER LONG	21	0,000%
MRS HENDRIKA MARGARET DASHWOOD	21	0,000%
MR ABDURAHMAN LOGHDEY	21	0,000%
MRS LUCY DINAH DAVIS +	21	0,000%
MR KLAUS NIKOLAUS ENGLERT	21	0,000%
MR FRANK EMELIO RAIMONDO	21	0,000%
MR TJ EBERSOHN	21	0,000%
MR LEO SIMPSON	21	0,000%
MR BHEKIZITHA KHOTSENG	21	0,000%
MR PIET THABO KHUMALO	21	0,000%
MS LINDIWE HLEKANI	21	0,000%
MISS MELISSA REED	21	0,000%
MR STHEMBISO IAN MAPHANGA	21	0,000%
MR RAPHEKO TSHEPISO MODISE	21	0,000%
MNR WERNER SCHIPPER	21	0,000%
MNR JOHAN HENDRIK DE WET	21	0,000%
MR RANDHIR KUMAR BHAGWANDEEN	21	0,000%
MR TESHAR SOLANKI	21	0,000%

Full Name	Shareholder Balance (number of shares)	Shareholder Balance %
MR DENNIS MLUNGISI DLAMINI	21	0,000%
MISS YESHNIE PANDAY	21	0,000%
MR DAVID ALONZO ROGERS	21	0,000%
MR ONKABETSE MOIDI	21	0,000%
MR BUHLE ALLAN MADOLWANA	21	0,000%
MR KHULISO MAMATHONI	21	0,000%
MISS AMISHA MANGA	21	0,000%
MR SIKANDER ABDUL RAZAAK KALLA	21	0,000%
MR THABISO ISHMAEL TSOTETSI	21	0,000%
MR SHUAIB RANDEREE	21	0,000%
MR NELSON MTSHWENI	21	0,000%
MR PHETOLO MOHALE	21	0,000%
MISS NOMPUMELELO NTULI	21	0,000%
MS DECEASED MILLICENT NGWENYA	21	0,000%
MR CAREL BAKKES	21	0,000%
MR NJABULO SIKHAKHANE	21	0,000%
MR RAKESH PURBHOO	21	0,000%
MR JACO BOSHOFF	21	0,000%
MISS IRENE MUKOMBA	21	0,000%
MR SIFISO YENGWA	21	0,000%
MRS ROXAN SEWBATCHAN	21	0,000%
MR JAUNDRE DUVENHAGE	21	0,000%
MISS SONTU CELE	21	0,000%
MR LUNGANI TSHABALALA	21	0,000%
MR AMBANI TSHIKOVHI	21	0,000%
MS OLWETHUTHANDO NOAVELA	21	0,000%
MR MSIZI P NDABA	21	0,000%
MISS NONDUMISO MABELE	21	0,000%
MR SITHEMBISO NHLENGETHWA	21	0,000%
MR NKOSINGIPHILE MSIZA MNISI	21	0,000%
MR SANDILE NOBONGOZA	21	0,000%
MR QHAWE MABASO	21	0,000%
MR SAMUKELO MAGCABA	21	0,000%
MR MATTHEW BOTHA	21	0,000%
MISS NONDUMISO PETER	21	0,000%
MISS NTOMBININGI PETRONELLA MVELASE	21	0,000%
MR ZWELAKHE CELE	21	0,000%
MR KIMB MADIZI THAPELO MACHUBA	21	0,000%
MISS KGOMOTSO MALEMANE	21	0,000%
MR SIZWE SIMAMANE	21	0,000%
MR SBONISO PHEWA	21	0,000%
MR TSHOLOFELO SETATI	21	0,000%
MISS ZANELE NOBUNGA	21	0,000%
MR FELIX MAWELA	21	0,000%
MR THAMI NCUBE	21	0,000%
MS AYANDA TATI	21	0,000%
DR THARUNESHAN GANAS PILLAY	21	0,000%
MR AIFHELI NEMUTANDANI	21	0,000%
MR GARETH HOWARD	21	0,000%
MISS NOMASONTO KUTUMELA	21	0,000%

Full Name	Shareholder Balance (number of shares)	Shareholder Balance %
MR OTENTIA MAKHUVHA	21	0,000%
MRS SANELISIWE MATANZIMA	21	0,000%
MISS NONSIKELELO MNCWANGO	21	0,000%
MS THEMBEKA MCHUNU	21	0,000%
MRS NOBUHLE MAZIBUKO	21	0,000%
MR XANDER GROENEWALD	21	0,000%
MR AHMED MAHOMED YACOOB	21	0,000%
MR LINDELANI MANDADA	21	0,000%
MR WANDILE MAZIBUKO	21	0,000%
MRS MAUREEN LOUW	21	0,000%
MR ABDUL HAMID MAYET	21	0,000%
MRS CATHERINE MCDONNELL	20	0,000%
MRS FARIDA EBRAHIM KARRIM	20	0,000%
DR GOOLAM RASSOOL ABDOOL KARRIM	20	0,000%
MR DANIEL CHRISTIAAN SPIERS	20	0,000%
THE ESTATE OF RONALD AUBREY	20	0,000%
MR ERNEST GUSTAV ENGELBERT	20	0,000%
PROFESSOR GERHARDUS CORNELIUS	20	0,000%
MR ZOBEDAH EBRAHIM BADAT	20	0,000%
MR JOACHIM HOBERTUS ULRICH	20	0,000%
RENTMEESTER VERSEKERAARS BPK	20	0,000%
MR BARRIE KENNETH VILJOEN	20	0,000%
MRS ELIZABETH CATHERINE CUNNINGHAM	20	0,000%
MR IAN COOK MCINTYRE	20	0,000%
MISS NOELLE GAY WADDINGTON	20	0,000%
MRS JENNIFER ROSEMARY MACLAREN	20	0,000%
MS MARIE THERESE BOZALEK	20	0,000%
MR EDWIN JOHN WALLIS	20	0,000%
MR CARLOS LUIS TEIXEIRA	20	0,000%
MISS DARIEN JENNA HENSBERG	20	0,000%
MR RUSSELL PARKIN	20	0,000%
MR JEROME ANDREW	20	0,000%
MR DIEDERICK OTTO	20	0,000%
MR GERT COETZEE	20	0,000%
MR JEAN SMIT	20	0,000%
MR ANDRIES JANSE VAN RENSBURG	20	0,000%
MRS MADIRA MOLEPO	20	0,000%
MISS ONDELA MAMA	20	0,000%
MR SEAN CROUCH	20	0,000%
MR MFANA-BOY MSIBI	20	0,000%
MS TEBOGO MALATJI	20	0,000%
MR LIPTON NCUBE	20	0,000%
YBP INVESTMENT (PTY) LTD	20	0,000%
MR IAN ROY SAMPSON	20	0,000%
MR CHARAN LALOO	20	0,000%
MR INNOCENT TERERAI MUTEMBWA	20	0,000%
MR MARTHINUS J J ERASMUS	20	0,000%
MEV MARGARET SMIT	20	0,000%
MR SIDONIO SARDINHA	20	0,000%
MR JOHANNES J CALITZ	20	0,000%

Full Name	Shareholder Balance (number of shares)	Shareholder Balance %
MR AVINASH PEMA PATEL	20	0,000%
MR AIDAN S ROMANIS	20	0,000%
MR JOHNATHAN WERNER FOURIE	20	0,000%
MR DIVAN D KOEKEMOER	20	0,000%
MR BRIAN MUNGOFA	20	0,000%
MR JOHN MARTHINUS LAWRENCE	20	0,000%
MR KHALID OSMAN	20	0,000%
MR JEAN-PIERRE MARAIS	20	0,000%
MR KERSHLIN NAIDU	20	0,000%
MR NARESH N KANDAILAL	20	0,000%
MS NICOLE GEDYE	20	0,000%
MR NABIL BOKHARI	20	0,000%
MNR TOBIE WIESNER	20	0,000%
MR WALTER A PELSER	20	0,000%
ADV SARAH FARLEY PUDIFIN-JONES	20	0,000%
MR VIVEK VENKATKUMAR	20	0,000%
MISS MANKWANA MAMABOLO	20	0,000%
MISS NANDIPHA MSEBENZI	20	0,000%
MR SHAHIL RAMPERSADH	20	0,000%
MR MARK THARRATT	20	0,000%
MISS JABULILE MASUKU	20	0,000%
MISS LUNGILE ANNA ZIKALALA	20	0,000%
MR MISHACK TRUSTWORTH SIBONISO	20	0,000%
MS SANDRA NKAISENG	20	0,000%
MR KATLEGO MANEEDI	20	0,000%
MS KHUZANI SETSHEDI	20	0,000%
MRS SINENHLANHLA MCHUNU	20	0,000%
MRS STACEY REDDY	20	0,000%
MR PHILASANDE BONGO	20	0,000%
MR JAISEN DIGWABA RAMONYAI	20	0,000%
MR STHANDWA MPONGOSE	20	0,000%
MRS DEBORAH ELIZABETH HICKMAN	20	0,000%
MR MTHOKOZISI LANGA	20	0,000%
MRS NONTSIKELELO GWALA	20	0,000%
MISS THABISA HLWATIKA	20	0,000%
MRS MUKHETHWA SEBETWANE	20	0,000%
MR TENDAI ZVIRAWA	20	0,000%
MISS NONTUTHUZELO KHONYASHE	20	0,000%
MS NOMALUNGELI K NZUZA	20	0,000%
MR PRINCE KHANDABILA	20	0,000%
MISS SIBONGILE MATLEBE	20	0,000%
MRS MIKATEKO RENOLDAH KOBO	20	0,000%
MR MXOLISI MNCUBE	20	0,000%
MR MASILO MARTIN MAKGOPA	20	0,000%
MISS NHLONIPHO KHUZWAYO	20	0,000%
MR SEIKANELO SEDIBANE	20	0,000%
MISS NHLAMULO MARTINET SHINGANGE	20	0,000%
MS CORLETT KHANYISA MYAMBO	20	0,000%
MISS SAMKELISIWE NXUMALO	20	0,000%
MR HAPPY HLEBELA	20	0,000%

Full Name	Shareholder Balance (number of shares)	Shareholder Balance %
MR LULIBO NKENKANA	20	0,000%
MR THOMAS ASHWORTH	20	0,000%
MR NOLAN GOODES	20	0,000%
MISS PORTIA MOTLOUNG	20	0,000%
MR MDUDUZI GABRIEL ZULU	20	0,000%
MR SIMPHIWE MQOOI	20	0,000%
MR THABANG SEOPOSENGWE	20	0,000%
MR TRIVEN DEEPAJ	20	0,000%
MS NOKUTHULA MASONDO	20	0,000%
MISS MAKGADILE MOLEPO	20	0,000%
MR MANDISI NGANTWENI	20	0,000%
MR EMANUEL KHUMALO	20	0,000%
MISS SIBUSISIWE JELE	20	0,000%
MISS TEBELLO MAY	20	0,000%
MISS ZINHLE LETTY MBAYI	20	0,000%
MISS NOZIPHO MATHABA	20	0,000%
MR ALBERT CHIKADAYA	20	0,000%
MR DENNIS WEYERS	20	0,000%
ADV RIRHANDU MATSALA	20	0,000%
MR FRANCOIS LAMONT	20	0,000%
MISS LUAMBO MUNYAI	20	0,000%
MR NAKEDI MASHAPA	20	0,000%
MRS ORAPET NOOBILE NGWENYA	20	0,000%
MR THABANI DLAMINI	20	0,000%
MR PHUMLANI NZUNGANE	20	0,000%
MR THOBANI BIYELA	20	0,000%
MS THANDISWA MAGUDU	20	0,000%
MISS BOITUMELO MALELE	20	0,000%
MS LEOGANG MOGAPI	20	0,000%
MR VUTLHARI MORRIES CHAUKE	20	0,000%
MR JACOB DU TOIT VOS	20	0,000%
MRS CYNTHIA FANELESIBONGE NGEMA	20	0,000%
MR MZIWAKHE SITYHALA	20	0,000%
MR MOTLATSI MOHALE	20	0,000%
MR STHEMBISO NGIDI	20	0,000%
MR IHSAAN KALLA	20	0,000%
MS NOMALUNGELO NDWANDWE	20	0,000%
MS ZIMASEKA MSINDWANA	20	0,000%
MISS LUNGILE PORTIA MASEKO	20	0,000%
MR JURON FIETIES	20	0,000%
MR ZAMA MARQUES	20	0,000%
MR JACOB LOUBAKI	20	0,000%
MR SANDILE MAKHATHINI	20	0,000%
MR REYNARD ERASMUS	20	0,000%
MRS CETHEKILE MOSHANE	20	0,000%
MR SABELO MTHEMBU	20	0,000%
MR ELIAS MATLALA	20	0,000%
MR FHATUWANI MULAUDZI	20	0,000%
MR TEBOGO MASHIGO	20	0,000%
MR LIVHUWANI RAMALIGELA	20	0,000%

Full Name	Shareholder Balance (number of shares)	Shareholder Balance %
MRS MICHELLE BEZUIDENHOUT	20	0,000%
MS NONTSIKELELO MKHIZE	20	0,000%
MRS MARISKA DU PLESSIS	20	0,000%
MR BEN MAHUDU	20	0,000%
MS REFILOE MABUYA	20	0,000%
MR TEBOGO CALVIN KGWANYAPE	20	0,000%
MISS YOLLANDAH PHIRI	20	0,000%
MR KATLEHO MOTUMISI	20	0,000%
MS ZELDA MEYER	20	0,000%
MRS SANDRA ANN HICKMAN BELLAIRS	19	0,000%
NEWTOWN ISLAMIC INSTITUTE LTD	19	0,000%
MR BERNARD HENRY BOONZAIR	19	0,000%
MR GAVIN RUSSEL FINCH	19	0,000%
MR NICHOLAS JOHN MORE	19	0,000%
MRS JOYCE MURRAY ROBERTS +	19	0,000%
THE ESTATE OF ALMERO BARNARD +	19	0,000%
MRS LESLIE SANCHIA DE WET	19	0,000%
MRS RAZZIA BIBI KARRIM	19	0,000%
MR GODFREY ZIYAMBI	19	0,000%
MR ANDRIES BESTER	19	0,000%
MRS UNATHI KHANYE	19	0,000%
MR MPILO VEZI	19	0,000%
MR NJABULO BUTHELEZI	19	0,000%
MR KAGISO MANYELO	19	0,000%
MR ALISTAIR JACKSON	19	0,000%
MR PRAVINDHRIN GOVENDER	19	0,000%
MEV HELENA MAGRETHA SMIT	19	0,000%
MRS YEGENDHREE PILLAY	19	0,000%
MS ELELWANI MUNZHEDZI	19	0,000%
MISS NARE SEMENYA	19	0,000%
MR RESEGO MOKOMELA	19	0,000%
MS MATSHIDISO FENI	19	0,000%
M A JOOSUB PROPERTY HOLDINGS	19	0,000%
MR ARSHAD MEHTAR	19	0,000%
MRS VEROSHNEE CHETTY	19	0,000%
MR MLUNGISI NDLOVU	19	0,000%
MRS PETRONELLA SUSANNA VAN WYK	19	0,000%
MS SINEGUGU NTULI	19	0,000%
MRS LINDIWE DUBE	19	0,000%
MISS KHOLOSA MNGENI	19	0,000%
MR AUTHAR MAHLANGU	19	0,000%
MR MLULEKI ZULU	19	0,000%
MISS MANDISA SENGANE	19	0,000%
MR SETLOLA MAMABOLO	19	0,000%
MR THAPELO MATLOU	19	0,000%
MISS ELICIA NEL	19	0,000%
MR CAYNON SITZER	19	0,000%
MR SUHLA MASEMOLA	19	0,000%
MS PHUMUDZO MUOFHE	19	0,000%
MR AUGUSTINUS SETE	19	0,000%

Full Name	Shareholder Balance (number of shares)	Shareholder Balance %
MR MAREANOKO GRANT MAHLAKO	19	0,000%
MISS NTEBOHISENG MAKHETHA	19	0,000%
MRS LYNETTE EVE JOHNSON	19	0,000%
MR SIBONGISENI MNGADI	19	0,000%
MRS PHATHISWA PATRICIA CETYWA	19	0,000%
MR KENNETH LEW	19	0,000%
MISS RICHELLE LEW	19	0,000%
MR AMUKELANI MASTER RAMBAU	19	0,000%
MS NOMALUNGISA THAMBEKILE	19	0,000%
MISS NOSISA TSHEFU	19	0,000%
MR NIELEN PILLAY	19	0,000%
MISS BONGEKILE SIMANGELE FORTUN ATE	19	0,000%
MR THABISO NDLOVU	19	0,000%
MISS THABELO MUDAU	19	0,000%
MS ANASTACIA MOOKHO KHOARAI	19	0,000%
MRS VELMA MORENA	19	0,000%
MR SIMANGALISO JALI	19	0,000%
MISS BAHARI SHAW	19	0,000%
MR BRENDAN SHAW	19	0,000%
MR TG CORVER	19	0,000%
MRS LEBOGANG MOHALE	19	0,000%
MISS LUFUNO MUTSHAYI	19	0,000%
MR LWAZI DUBE	19	0,000%
MR MARTIN SMITH	19	0,000%
MISS KHUMO RATHEBE	19	0,000%
MISS THOBEKA ZULU	19	0,000%
MR VUKOSI NGWENYA	19	0,000%
MISS MBHEKI OCTAVIA DLAMINI	19	0,000%
MRS DEBBIE BARCLAY	19	0,000%
MR PHODISO RONALD MAAMOGWA	19	0,000%
MRS MASAKU LERA MAHLAKO	19	0,000%
MR MESHACK PHAMPHA	19	0,000%
MR THABISO KHAZI	19	0,000%
MR JT CLAASSEN	19	0,000%
MRS LEE-ANN RAVI	19	0,000%
MS ZIKHONA NGCAMA	19	0,000%
MR LUCKY SEPANE MODJADJI	19	0,000%
MR SIDUDUZO NGWENYA	19	0,000%
MR THABILE NONTSWABU	19	0,000%
MRS MAVIS BALOYI	19	0,000%
MS NOMAHLUBI MTHIMKHULU	19	0,000%
MRS NWABISA MBEKELWA	19	0,000%
MRS THANDIL MTHETHWA	19	0,000%
MISS SHREYA RANJITH SINGH	19	0,000%
MR BENSON MOENG	19	0,000%
MR BONGANI MASANABO	19	0,000%
MS CANDICE EHLERS	19	0,000%
MR BENOIT KADIYA	19	0,000%
MR MVUYISI NGAMLANA	19	0,000%
MS PRECIOUS MBOTO	19	0,000%

Full Name	Shareholder Balance (number of shares)	Shareholder Balance %
MISS KEOLEBOGILE MOKOMELE	19	0,000%
MR ETIENNE SCHUTTE	19	0,000%
MISS REJOYCE TSEKA	19	0,000%
MR JEAN CLAUDE AUSTIN	19	0,000%
MS MARINE OPPERMAN	18	0,000%
IAN ANDREW POWELL ESQ	18	0,000%
MRS ISOBEL MITCHELL GRIMSHAW	18	0,000%
MNR NICOLAAS EVERHARDUS BLAKE	18	0,000%
MRS ELSIE CHRISTINA VAN DER WALT	18	0,000%
MRS DAPHNE JOY FORBES	18	0,000%
MR FORD KEE	18	0,000%
MR FORD TONG FON YEE	18	0,000%
MR PIETER JOHANNES FOURIE	18	0,000%
THE ESTATE OF BAXTER RICHARD	18	0,000%
THE ESTATE OF JOHN WOODS +	18	0,000%
MR EDWARD RONALD ADONIS	18	0,000%
MR WOLFGANG EBERHARD HEINZ	18	0,000%
MNR ANDRIES JOHANNES DE JAGER	18	0,000%
MR JOHANNES JOACHIM ALBERTS	18	0,000%
MR THOMAS LIONEL JOHN DREW	18	0,000%
MR HANS ERNST WILHELM VOGEL	18	0,000%
MR RON HENDLER	18	0,000%
MR BRIAN PAUL HENDLER	18	0,000%
ELB EQUIPMENT HOLDINGS LIMITED	18	0,000%
MRS EILEEN LE ROUX	18	0,000%
MR JEETU MANSINGH	18	0,000%
MR ALLAN VAN DER MEER	18	0,000%
MR BONGANI MKHIZE	18	0,000%
MR ELVIS RASHIRAI	18	0,000%
MR THARENDRA REDDY	18	0,000%
MR DINILOHLANGA MEKUTO	18	0,000%
MR ADRIAAN CLAASSEN	18	0,000%
MISS SILINDOKUHLE CHONCO	18	0,000%
MR CHRISTOPHER VAN DER MERWE	18	0,000%
MISS NICOLETTE STEENKAMP	18	0,000%
MR TARIQ ALLIE-EBRAHIM	18	0,000%
DR KRESHALEN GOVENDER	18	0,000%
DR KURT JOACHIM GOLDBERG	18	0,000%
MR DARRYL ERWIN MOODLEY	18	0,000%
MRS PRIVONA SAMUEL	18	0,000%
MRS PRICILLA INGRAM	18	0,000%
MRS CLARA MARIA JANCIS VAN BILJON	18	0,000%
MR BILAL MOHAMED EBRAHIM	18	0,000%
MR IGHSAAN MANUEL	18	0,000%
MISS NONTOBENKO DLAMINI	18	0,000%
MR SICELUMUSA KHUMALO	18	0,000%
MISS DEMI KRAMER	18	0,000%
MR AKHONA FUNANI	18	0,000%
MRS ELDA NSIMBINI	18	0,000%
MRS RETHABILE RAPULANA	18	0,000%

Full Name	Shareholder Balance (number of shares)	Shareholder Balance %
MR JERRY SISHANGE	18	0,000%
MS EDIRAGETSE GASEIMELWE	18	0,000%
MR KGODISO MAAKE	18	0,000%
MR MTHOBISI SHABALALA	18	0,000%
MR TSIRI MESO	18	0,000%
MR SIYANDA SIBIYA	18	0,000%
MISS ANELE ZWANE	18	0,000%
MR MBULABENI FESTUS MALUMA	18	0,000%
MR VISCHALIN NAICKER	18	0,000%
MS BALENTINE MADIBA	18	0,000%
MRS BEENA GOVENDER	18	0,000%
MISS MERCY SIBIYA	18	0,000%
MISS TUMELO MOSHATANE	18	0,000%
MR LYNETTE NAIDOO	18	0,000%
MRS THIBANI SHOMAELE	18	0,000%
MRS DILLYN MOKOENA	18	0,000%
MISS KHULULIWE CECILIA NCWANE	18	0,000%
MR NEIL MORRISON	18	0,000%
MR LIMUWANI NETHOMBONI	18	0,000%
MR JUSTIN WALTER	18	0,000%
MR LUTHO KHANYA MAZALENI	18	0,000%
MR BARNEY BRONKHORST	18	0,000%
MS MULALO MUDAU	18	0,000%
MRS DUDUZILE SKHOSANA	18	0,000%
MR RHALTON MANOLIS PEDRO DE VOS	18	0,000%
MR TASMEER ALLY	18	0,000%
MR LINDA GOBA	18	0,000%
MR SIBUSISO ALPHEUS CELE	18	0,000%
MS LYNETTE SAM	18	0,000%
MRS RESHMA GOVENDER	18	0,000%
MR LEFA MKHONTO	18	0,000%
MR RAEES FATAAR	18	0,000%
MR THULI MATLALA	18	0,000%
MISS THANDEKA KWEYAMA	18	0,000%
MRS KATLEGO KHALO	18	0,000%
MRS MPHO HLOPHE	18	0,000%
MR HOPEWELL MTHEMBU	18	0,000%
MR ANEES BRINKHUIS	18	0,000%
MR DUWAN VAN WYK	18	0,000%
MS NOKUTHULA KHUMALO	18	0,000%
MISS NOKWETHEMBA NTSHANGASE	18	0,000%
MISS LINDOKUHLE NXUMALO	18	0,000%
MRS BACACILE MEMELA	18	0,000%
MR GARETH LOTTER	18	0,000%
MR EUGENE FOUCHE	18	0,000%
MR NKOSINATHI EMMANUEL NYAWO	18	0,000%
MR NKULULEKO BIYELA	18	0,000%
MR LETUMA MOGATUSI	18	0,000%
MS GCINILE DUBE	18	0,000%
MR JOHAN GROBLER	18	0,000%

Full Name	Shareholder Balance (number of shares)	Shareholder Balance %
MR CHRISTIAN DU PREEZ	18	0,000%
MS MICHELLE SHONGWE	18	0,000%
MISS KAGISO LOTE	18	0,000%
MRS HLEZIPHI MULAUDZI	18	0,000%
MR WALDEFRIED EIMER	18	0,000%
MS AMY ANDERSON	18	0,000%
MISS BONISIWE BUTHELEZI	18	0,000%
MR UMESH MITHA	18	0,000%
MR TEBOHO MONYE	18	0,000%
MR SIPHOKUHLE BUTHELEZI	18	0,000%
MS ZAMA MTELU	18	0,000%
MR MLUNGISI ZULU	18	0,000%
MR REBAONE RABOTOLO	18	0,000%
MR KUBEN NAIDOO	18	0,000%
MS SIYASANGA NOMBOZA	18	0,000%
MR SIBONGISENI NTSHANGASE	18	0,000%
MRS CELESTE BOOYSEN	18	0,000%
MRS SABINA BOPAPE	18	0,000%
MR MATIMBA XIVAMBU	18	0,000%
MS REGINA LALA	18	0,000%
MR CAREL BENEKE	18	0,000%
PHILIPPUS DE WITT (EDMS) BPK	17	0,000%
WILLIAM REGINALD JOHN BROWN ESQ	17	0,000%
ADMORS OF JEAN BERTHA CARTWRIGHT	17	0,000%
MR MURRAY IAN DUNCAN	17	0,000%
MRS DIANA MARY DALTON	17	0,000%
MR DAVID MIRMAN	17	0,000%
MRS FATIMA BEBE CASSIM	17	0,000%
MRS PHOEBE DAVIES	17	0,000%
MS VALERIE FLORENCE PETZOLD	17	0,000%
MR WILLIE VORSTER	17	0,000%
MR POOVANDRAN NAIDOO	17	0,000%
MS MASHOTO MOROPANE	17	0,000%
MRS PETRONELLA HATTINGH	17	0,000%
MRS SIMANGELE NOKUTHULA MASINGA	17	0,000%
MR ILYAAS SAMSODIEN	17	0,000%
MS JOY SITHOLE	17	0,000%
MR NEO KHUTSOANE	17	0,000%
MR SURESHAN DURESHVERAN RAMASAMY	17	0,000%
MR VISHAL REDDY	17	0,000%
MISS SHIVANI GINKOO	17	0,000%
MR LESIBANA LESLY SETHOGA	17	0,000%
MRS LINDI VAN WYK	17	0,000%
MR JARED VAN DER NET	17	0,000%
MS YOLISA TEMPERANCE DUDULA	17	0,000%
MR LINDA MOLEFE	17	0,000%
MR MFUNDO HLOPHE	17	0,000%
MS THEMBALETHU XABA	17	0,000%
MS AGRINETTE THOKOZANI MTHETHWA	17	0,000%
MR DECEASED THABO MABELE	17	0,000%

Full Name	Shareholder Balance (number of shares)	Shareholder Balance %
MR AWONKE SOBUZA	17	0,000%
MR HERBERT HILL	17	0,000%
MR LEBIDIKE BRIAN THOBEJANE	17	0,000%
MR SIBUSISO MKO	17	0,000%
MISS KHETHILE LUCY MBULI	17	0,000%
MR ISRAEL MOLEFE	17	0,000%
MS BUSISIWE PHINDILE SITHOLE	17	0,000%
MR MOTSATSAPA THOKA	17	0,000%
MISS ONKE MATUBATUBA	17	0,000%
MR NKULULEKO MTHOMBENI	17	0,000%
MISS MARIE KRUGER	17	0,000%
MS ADEL MATSHIDISO SEFORO	17	0,000%
MR SMANGALISO NGOBESE	17	0,000%
MR CAMERON BRICELAND	17	0,000%
MR TARUN JACOB	17	0,000%
MR MPUMELELO MOYO	17	0,000%
MR TSHEGOFATSO TSHEPHE	17	0,000%
MR MATTHEW GIE	17	0,000%
MISS RAESETJE PHASHA	17	0,000%
MR MINTIRHO HLONGWANI	17	0,000%
MRS PHINDILE JAFFAR	17	0,000%
MS NOTHONGO MPHEPHUKA	17	0,000%
MR THEMBA XIMBA	17	0,000%
MR SINETHEMBA LUBENI	17	0,000%
CAPT SIBONELO XAKAZA	17	0,000%
MR FEZEKA MBATHA	17	0,000%
MR LEON HECTOR	17	0,000%
MRS PONTSHO MDLIKIVA	17	0,000%
MS METSE MONINI	17	0,000%
MR MADIKANE PIET MATJILA	17	0,000%
MR JOHNATHAN BRODIE	17	0,000%
MR ASANDA SOLANI	17	0,000%
MR ANDANI MATIBE	17	0,000%
MRS LIZELLE BAILEY	17	0,000%
MR SIPHIWE MAHLABA	17	0,000%
MRS MMAMOABI MOTSHWANE	17	0,000%
MR PHAKAMANI SITHOLE	17	0,000%
MS NOSIPHO MEMELA	17	0,000%
MR ZAKHELE KHUMALO	17	0,000%
MS OLWETHU MANYONI	17	0,000%
MS ANNELIEN BASSON	17	0,000%
MS PHUMZILE MNTUNGWA	17	0,000%
MR ARCHIE SIFUNDO MPOTULO	17	0,000%
MISS NOXOLO MBANJWA	17	0,000%
MS KAMOGELO MOGAJANE	17	0,000%
MR VIJAY JAYANANDA PATHER	17	0,000%
MR NIMROD SPHOSIHLE ZINTO	17	0,000%
MS LINDOKUHLE KUNENE	17	0,000%
MS DELISILE KHWELA	17	0,000%
MS NOBUHLE PORTIA MLONDOLOZI	17	0,000%

Full Name	Shareholder Balance (number of shares)	Shareholder Balance %
MR GIFT MZAMO SHEZI	17	0,000%
MR MALIZOLE NDZEKENI	17	0,000%
MISS SILINDILE MAHILIHILI	17	0,000%
MR HAKEEM HAJAT	17	0,000%
MISS SETHEMBISO LANGAZANE	17	0,000%
MRS PALESA NDABA	17	0,000%
MR KENALEONE KINGSLEY CHARLIE	17	0,000%
MR VUKANI NGCOBO	17	0,000%
MISS SIMPHIWE SITHOLE	17	0,000%
MR TYRON PILLAY	17	0,000%
AVIOR PROPRIETARY FUNDING ACCOUNT	17	0,000%
MRS NOXOLO MTONGAYE	17	0,000%
MR SATHIASEELAN SOORAYA NAIDU	17	0,000%
MS NONZUZO ZONDI	17	0,000%
MR GRUNT DU PLESSIS	17	0,000%
MS ROLIVHUWA MUNYENYIWO	17	0,000%
MISS PHUMZILE PRINCES KHUZWAYO	17	0,000%
MR LOYISO KHULENI	17	0,000%
MR FRANK MAPOULO	17	0,000%
MS WAMADEMBE RATHOGWA	17	0,000%
MR FAREED NOORMOHAMED	17	0,000%
MEV ALIDA HENDRINA MAGRIETHA VAN	17	0,000%
MRS DOREEN MAVIS DRIVER	16	0,000%
MRS JOAN SAGOR	16	0,000%
THE ESTATE OF JUSTICE ANDREW BENGT	16	0,000%
MS EUNICE JANE LABURN	16	0,000%
THE ESTATE OF ELIZABETH PETRONELLA	16	0,000%
THE ESTATE OF DELIA ELIZABETH SMITH	16	0,000%
MR KURT HEINZ HERMAN MARTHINUSSEN	16	0,000%
MRS FLORA HELEN GILLESPIE GRANTHAM	16	0,000%
MRS VANESSA ROSEMARY BOWER	16	0,000%
RICS NOMINEES (PTY) LTD	16	0,000%
KAITLIN WIENAND	16	0,000%
MRS JANINE WELGEMOED	16	0,000%
MR SIMON BARLOW	16	0,000%
MR ERIC MOSINKI	16	0,000%
MISS LYNN NTOKOZO SEKELENI	16	0,000%
MRS IRIS CELUMUSA CELE	16	0,000%
MISS THANDAZILE DUBE	16	0,000%
MR ABRAHAM JANSEN VAN NIEUWENHUIZEN	16	0,000%
MR CLINT WITTEN	16	0,000%
MR AVIWE MZONDO	16	0,000%
SIR PAUL MAHOOANA MAKHABANE	16	0,000%
MISS GUDRUN M B DITTBERNER	16	0,000%
MR PAUL STANLEY JENSEN	16	0,000%
MR ROMEK VAN LITSENBORGH	16	0,000%
MR TIMOTHY NKUNA	16	0,000%
DR MARIA MAGARETHA PRETORIUS	16	0,000%
MISS NIVANA MAHASS	16	0,000%
MR YAASEEN JANOO	16	0,000%

Full Name	Shareholder Balance (number of shares)	Shareholder Balance %
MASTER ANENI KHOTSO EDGAR MOKOTSO	16	0,000%
MR DUNCAN HLATSHWAYO	16	0,000%
MISS MELANIE CRONJE	16	0,000%
MR HENRY STEYN	16	0,000%
DR NOSIPHIWE NGQWALA	16	0,000%
MISS JESSICA PIETERSEN	16	0,000%
MR PHODISO KINGSLEY BATLHAPING	16	0,000%
MR BETHUEL MAPODILE	16	0,000%
MR MPHO NIVEN MAEMU	16	0,000%
MISS THANDEKA ZWANE	16	0,000%
MISS NONTOBENKO ZUNGU	16	0,000%
MRS DEVNISA NAIDOO	16	0,000%
MR THEMBEKA NDLOVU	16	0,000%
MISS DIANTHA GOVENDER	16	0,000%
MR LINDOKUHLE SHANGASE	16	0,000%
MR MUHAMMAD PARUK	16	0,000%
MISS ZANELE ZULU	16	0,000%
DR LESIBA JOSEPH MALAPILE	16	0,000%
MISS NONKANYISO PRECIOUS NXUMALO	16	0,000%
MR ENZOKUHLE MAZIBUKO	16	0,000%
MR NDUMISO SIPHESIHLE GWALA	16	0,000%
MR THOBANI SUKUDE	16	0,000%
MISS NAMHLA MADIKIZELA	16	0,000%
MR DIMITRI STAMATIOS LOUPIS	16	0,000%
MR WILHELM GREEFF	16	0,000%
MISS BANGELIHLE DAGRECIA THWALA	16	0,000%
MISS CARIEN VAN HEERDEN	16	0,000%
MISS FLORAH KAMOGELO MOGOTLANE	16	0,000%
MR WERNER FOURIE	16	0,000%
MS LETAGO MAMABOLO	16	0,000%
MR MAKGALAKGOSHI BAPELA	16	0,000%
MR LUCKY EUSTICE MDLETSHI	16	0,000%
MR MXOLISI SHANGASE	16	0,000%
MISS ZANELE SIBIYA	16	0,000%
MS PALESA MAKENA	16	0,000%
MS LERATO JO-ANNE MOTHWA	16	0,000%
MR SIPHEPEHELO NGOMANE	16	0,000%
MR LUNGI MHLONGO	16	0,000%
MR NAZEER MUHAMED	16	0,000%
MISS MARIZANE MEYER	16	0,000%
MR BRUCE BARKHUIZEN	16	0,000%
MS MBALENHLE SIBIYA	16	0,000%
MR NDUDUZO NDLOVU	16	0,000%
MR MXOLISI MFEKAYI	16	0,000%
MR YAVIR JEEWANLALL	16	0,000%
MR NNOKO RAMMALA	16	0,000%
MR ELWIN BEUKMAN	16	0,000%
MRS PATRICIA NONHLANHLA KODISANG	16	0,000%
MR ZAMOKUHLE MLOTSHWA	16	0,000%
MR PHAKAMANI MATHABELA	16	0,000%

Full Name	Shareholder Balance (number of shares)	Shareholder Balance %
MR ZAMEER ARBEE	16	0,000%
MR THULANI RAPHAEL MSELEKU	16	0,000%
MR THABO MOLELEKI	16	0,000%
MR SANDILE KHUMALO	16	0,000%
MR KHOLISILE JOSEPH DHLWATI	16	0,000%
MISS BONGEKA BALENI	16	0,000%
MR MPHO THEBE	16	0,000%
MS ANASTACIA MOKABA	16	0,000%
MS SINOQOBILE DUBE	16	0,000%
MR ABEL MATODZI MFOMANDE	16	0,000%
MR CEBO SOLDATI	16	0,000%
MR MPHON MONAHENG	16	0,000%
MS LEBOGANG THEMBA	16	0,000%
MISS MAGGY MTHEMBI	16	0,000%
MR BHEKOKWAKHE CELE	16	0,000%
MR KHYLE ROMAN	16	0,000%
MR GODFREY NDOU	16	0,000%
MR ROEDOLF BRITS	16	0,000%
MR PRESHEN RAMBALLY	16	0,000%
MR LUNGISANI MADELA	16	0,000%
MR PATRICK KLAAS MALULEKA	16	0,000%
MS ANNEKE VANDERMERWE	16	0,000%
MRS ROCHELLE ENGELBRECHT	16	0,000%
MS PEACEFUL KGOMO	16	0,000%
MRS NOMTHANDAZO FAKUDE	16	0,000%
MR XOLANE NKABINDE	16	0,000%
MISS SIPHOKAZI MOHLALA	16	0,000%
MRS SILINDILE KHUBISA	16	0,000%
MR ZOTHANI ZULU	16	0,000%
MISS SIPHELELE NDLELA	16	0,000%
MS COLEEN VENKATASAMY	16	0,000%
MR SEGWABA MOTANA	16	0,000%
MR VUSIMUZI DHLAMINI	16	0,000%
MISS SIBABALIWE MAZABELANA	16	0,000%
MR SFUNDO NGOBESE	16	0,000%
MR XOLANI MTHEMBU	16	0,000%
MR WAYNE KEITH MILLAR	15	0,000%
MR ABDUL SAMAD ISMAIL MINTY	15	0,000%
MR GRANT KEITH MILLAR	15	0,000%
MR LEANOROS ATHANASIOU	15	0,000%
MR MICHAEL JOSEPH FLEISCHMANN	15	0,000%
MS INGLA ROMA MUNSTERMANN	15	0,000%
MRS LEE MELLANEY SHLAGMAN	15	0,000%
MR CLYDE KEITH MILLAR	15	0,000%
THE ESTATE OF MARY ANN MACKENZIE +	15	0,000%
MR ERNEST GEORGE DANIEL CLARK	15	0,000%
MS VHUTSHILO NANCY MATHAKO	15	0,000%
MR CORNELIUS PRINS	15	0,000%
MR VIRENDRAN GOVENDER	15	0,000%
MISS THABISILE PRINCESS KHUZWAYO	15	0,000%

Full Name	Shareholder Balance (number of shares)	Shareholder Balance %
MS ANDREA LINDSAY	15	0,000%
MR MANIKIE MANELLE	15	0,000%
MR RISHAAN SOMUR	15	0,000%
MR FRANCOIS P VAN DER MERWE	15	0,000%
MISS MUKTI DULLABH	15	0,000%
MR THABO MOYO	15	0,000%
MR JOHN STEPHEN ROBERTS	15	0,000%
MR BRENDAN VAN SCHOOR	15	0,000%
MR GUS AARON ROBINS	15	0,000%
MR EUGENE RAATH	15	0,000%
MR DAVID HOUNSON	15	0,000%
MR BRETT LEIGH VAN STADEN	15	0,000%
MR AKIEL RUGBEER	15	0,000%
MR MUHAMMED DHANSAY	15	0,000%
MR CHARLES STORER	15	0,000%
MISS TSHIFHIWA ALCIA MULAUDZI	15	0,000%
MR SIYABONGA THULASIZWE GWALA	15	0,000%
MISS NOMALUNGELO NKAMBULE	15	0,000%
MR JOE JOJO MALINGA	15	0,000%
MR DAVID HERMANUS JOUBERT	15	0,000%
MRS CHARMAINE BREEDT	15	0,000%
DR KHOLEKA SONGUNZU	15	0,000%
MR YUSUF SEEDAT	15	0,000%
MR SINOOBILE NZIMANDE	15	0,000%
MR CHRISTOPHER JANNEKER	15	0,000%
MISS MASESI TSOTETSI	15	0,000%
MISS LAMEEZ EKSTEEN	15	0,000%
MISS THEMBELIHLE MTSHALI	15	0,000%
MISS NOELETTE AMANDA MAKHUBELE	15	0,000%
MISS PHUMZILE MBATHA	15	0,000%
MR SIZWE MAKAZA	15	0,000%
MR YOUSUF PATEL	15	0,000%
MRS PORTIA MOGALE	15	0,000%
MS KURHULA GLENDER MNISI	15	0,000%
DR PAUL KARIUKI	15	0,000%
MISS SILINDILE SHOYISA	15	0,000%
MR MDUDUZI MTOLO	15	0,000%
MR KHOLOFELO MASHILOANE	15	0,000%
MISS RESEGOFETSE MOKOTEDI	15	0,000%
MRS PATRICIA JEVON	15	0,000%
MRS WENRUI HO	15	0,000%
MISS KARABO MOSHE	15	0,000%
MISS LESEGO NOKUKHANYA MOLOI	15	0,000%
MR YOGESH GOVENDER	15	0,000%
MISS LIVHUWANI MUTSILA	15	0,000%
MISS LETHUXOLO LOVEDAY STHANDWA	15	0,000%
MISS GABISILE MAHLASE	15	0,000%
MISS FEZEKA DILIKA	15	0,000%
MR JUNAID DE GOUVEIA	15	0,000%
MR TEBOGO SHOUNYANE	15	0,000%

Full Name	Shareholder Balance (number of shares)	Shareholder Balance %
MR KAGISO JERRY METSHE	15	0,000%
MR PETRUS VOS	15	0,000%
MR PIERRE ROSSOUW	15	0,000%
MRS ANELE NGEDLE	15	0,000%
MISS ANITA RONGE	15	0,000%
MR FRANCIS NTSAKO MDAKA	15	0,000%
MR MIGUEL TOMLINSON	15	0,000%
MISS SHAHIEDA ISAACS	15	0,000%
MISS PRECIOUS KGORUTLE	15	0,000%
MR MOHAMED MEER	15	0,000%
MISS KHABONIMA MOFOKENG	15	0,000%
MR DAWID STRYDOM	15	0,000%
MR ALI AHMAD	15	0,000%
MS TSHEGO MASIKE	15	0,000%
MRS BONGEKILE GUMBI	15	0,000%
MISS NQOBILE GUMEDE	15	0,000%
MISS THOBILE CYNTHIA NCAMA	15	0,000%
MISS CAROL MDAKA	15	0,000%
MR BRENTON FORSON	15	0,000%
MISS MITTAH MOTLHAKANE	15	0,000%
MR SIFISO THUSI	15	0,000%
MR SEAN CROUCH	15	0,000%
MR ALDEN POTGIETER	15	0,000%
MR SINETHEMBA NTSENDWANA	15	0,000%
MR THOBEKANI MZOKHANYAYO MPUNGOSE	15	0,000%
MS THABILE MWANDLA	15	0,000%
MISS NOMZAMO CELE	15	0,000%
MR CHRISTOPHER NTSHINGA	15	0,000%
MR NEO LEFEEA	15	0,000%
MISS NOKULUNGA MJWARA	15	0,000%
MR KGOSITSILE RATONE	15	0,000%
MISS LEHLOGONOLO MAUPYE	15	0,000%
MR JACOBUS LA GRANGE	15	0,000%
MR SUPRISE LUBISI	15	0,000%
S E HASSAN INVESTMENTS (PTY) LTD	15	0,000%
MR AUBREY NELSON	15	0,000%
MR SANDILE MCDONALD MAVUNDLA	15	0,000%
MR MTHOKOZISI TEMBE	15	0,000%
MR SAKHILE MAZIBUKO	15	0,000%
MR JACOB RAMOROKA	15	0,000%
MISS NOMPUMELELO N SHANGE	15	0,000%
MRS XOLISWA MDEPA	15	0,000%
MR EDGAR POBE	15	0,000%
MR MALIBONGWE MAJOMBOZI	15	0,000%
MISS VERONICA ITUMELENG BANDE	15	0,000%
MR XOLANI STAR NTULI	15	0,000%
MR NKOSINATHI NHLAPO	15	0,000%
MS LINDIWE NTOMBELA	15	0,000%
MR SPHIWE NTSOBE	15	0,000%
MR LEBOHANG MOILOA	15	0,000%

Full Name	Shareholder Balance (number of shares)	Shareholder Balance %
MS ROFHIWA MAKWARELA	15	0,000%
MRS PHINDILE MNIKATHI	15	0,000%
MRS LEZL SEPHTON	15	0,000%
MR NOLEN NAIDOO	15	0,000%
MR MARC STRYDOM	15	0,000%
MR MATHLATSI NGONDO	15	0,000%
MR KEFENTSE MFOLOE	15	0,000%
MR MOSES LEHLOMELA	15	0,000%
MS KERINA ISAAC	15	0,000%
MR EDWARD SHAWE	15	0,000%
MRS HESTER STEENKAMP	15	0,000%
MR TERENCE RIDGELEY PEARSON	15	0,000%
GRAHAM JOHN FRANCE EDMANDS ESQ	14	0,000%
MS NAOMI PINNINGTON	14	0,000%
MR DONALD HUGH STEVENSON	14	0,000%
MRS PAMELA JANE TAYLOR	14	0,000%
MRS SAEEDA AHMED MIA	14	0,000%
MR HEINRICH WERNER HATTINGH	14	0,000%
MR CHRISTOPHER JOHN WARD CASEWELL	14	0,000%
MRS MARGARET ANN CORLETT	14	0,000%
MR NEVILLE BLAKE THOMPSON U/D	14	0,000%
MR PIETER WALTER WILLIAM BUCHAN	14	0,000%
MR MAX SHENKER	14	0,000%
MRS MARIA MAGDALENA BAIN	14	0,000%
MRS HERTA STERN	14	0,000%
MS MARILYN LYNETTE COWLEY	14	0,000%
DURBAN CHILDRENS SOCIETY	14	0,000%
MR DIKOLE TAU	14	0,000%
MR SETLOBOKO MOTSOAGAE	14	0,000%
MR SEAN CULLINAN	14	0,000%
MR MARVIN GEIGUB	14	0,000%
MISS ANELISA MAKOSA	14	0,000%
MR ATISH MAHARAJ	14	0,000%
MR KGOTLELELO MAKOFANE	14	0,000%
MISS AMANDA MASHEGO	14	0,000%
MISS KELEBOGILE CHABALALA	14	0,000%
MR JOHANNES DU PREEZ	14	0,000%
MR ARSHAD MOHAMED SHEIK	14	0,000%
MR LUKE W STEAD	14	0,000%
MR VOKER WEDEKIND	14	0,000%
MR LIZWI RUDOLPH MEMELA	14	0,000%
MR ALEXANDER LIEDEMAN	14	0,000%
MS LUNGILE VERONICA NGWENYA	14	0,000%
MISS SHIRLEY BAWINILE NJAPHA	14	0,000%
MR EDWARD GRANTHAM	14	0,000%
MR WILLIAM ZENZILE	14	0,000%
MISS PHUMLILE KUNENE	14	0,000%
MR SIBONGOKUHLE MBATHA	14	0,000%
MS NONTOBEEKO NTSHALINTSHALI	14	0,000%
MR MUKONDELELI EDWARD MUKONDELELI	14	0,000%

Full Name	Shareholder Balance (number of shares)	Shareholder Balance %
MISS MICHELLE SOOKLALL	14	0,000%
MR ROSHAN MAHADEW	14	0,000%
MR KGETSI MARTIN NKADIMENG	14	0,000%
MISS THEMBELIHLE NTOMBELA	14	0,000%
MISS NONKANYISO MAJAVU	14	0,000%
MR CECIL VAN NIEKERK	14	0,000%
MR SERGEOH SAMI	14	0,000%
MR THAMISANQA MADONSELA	14	0,000%
MR MUHAMMED DOCKRAT	14	0,000%
MR NNDWAMATO TSHIKHUDO	14	0,000%
MISS TSHOLOFELO MOKALI	14	0,000%
MISS LERATO MOTLOUNG	14	0,000%
MISS FIKILE NXELE	14	0,000%
MISS SIBONGISENI MAPHUMULO	14	0,000%
MRS ZAMA DLADLA	14	0,000%
MS THULISILE MNYANDU	14	0,000%
MISS LINDELWA KHUMALO	14	0,000%
MR MONDLI MSOMI	14	0,000%
MR EDDY NGOBENI	14	0,000%
MR AVIN GOVENDER	14	0,000%
MR KEITH FLANAGAN	14	0,000%
MR JOSEPH SIRWALI	14	0,000%
MISS ABONGILE TIWANE	14	0,000%
MR SAKHILE SHANGE	14	0,000%
MR BOITUMELO MOLOSIOA	14	0,000%
MISS NOLWANDO MBAMBALALA	14	0,000%
MR SIFISO YALO	14	0,000%
MRS NOBESUTHU NZIRA	14	0,000%
MISS MORAKANA SEOKOTSA	14	0,000%
MISS SIYAMTANDA GWIJA	14	0,000%
MR SIBONELO MABUTI	14	0,000%
MR JABULANI ZIKHALI	14	0,000%
MR MTHOKOZISI MSOMI	14	0,000%
MR TOBITI DUBE	14	0,000%
MS DIMPHO MOKHETHI	14	0,000%
MR LEBEDIKE MAMPURU	14	0,000%
MR THULANI NGOVENI	14	0,000%
MISS SNOWY MABILU	14	0,000%
MRS KHANYISA MOAGI	14	0,000%
MR MDUDUZI DLADLA	14	0,000%
MRS BENEDICTOR NKWANKWA	14	0,000%
MR NTOKOZO NXELE	14	0,000%
MRS NTOMBOLUNDI MTYALELA	14	0,000%
MS NOLUBABALO MTSHIZANA	14	0,000%
MR DAVID NTWANA	14	0,000%
MISS MPHO SICAM	14	0,000%
MR LUTHANDO SILOMO KUNENE	14	0,000%
MS HLOBSILE SIKHOSANA	14	0,000%
MISS LUDWINA THOMAS	14	0,000%
MR MBUSO NSIMBINI	14	0,000%

Full Name	Shareholder Balance (number of shares)	Shareholder Balance %
MISS CHANNEL MOODLEY	14	0,000%
MRS LIDA STEENKAMP	14	0,000%
MISS NOLUVUYO DLAMINI	14	0,000%
MR TSHEPISO MOKHOMATHA	14	0,000%
MR ZIPHOZONKE MTHIMKHULU	14	0,000%
MR NDUMISO EUGENE MAGWAZA	14	0,000%
MR JADY MACANDZE	14	0,000%
MISS NELISIWE SONTA HLOPHE	14	0,000%
MS ZAMA SABELA	14	0,000%
MR NHLAKANIPHO KHAYELIHLE MHLONGO	14	0,000%
MR MICHAEL MAMITSA	14	0,000%
MRS CHANTEL MOOLMAN	14	0,000%
MR MAVA THONGA	14	0,000%
JOHN GORDON CLUFF ESQ	13	0,000%
MISS SUZANNE HEAFIELD	13	0,000%
EXORS OF JOHN MATIER DECD	13	0,000%
MR ERICK BENNO DOKOUPIL	13	0,000%
MRS LYNETTE LAPIDUS	13	0,000%
MR ARTHUR DOBLE WILDING	13	0,000%
THE ESTATE OF ABDUL HAMID SHEIK	13	0,000%
MR ANDREW MULOCK JACKSON	13	0,000%
MR GERALD BAUER	13	0,000%
MR CREAGH GOBLE	13	0,000%
MR JULIAN ARTHUR FYVIE	13	0,000%
MR RENDANI MUDAU	13	0,000%
MR PREENAY SATHU	13	0,000%
MR ENOS MABOE	13	0,000%
MR CHRISTOPHER RAWSON	13	0,000%
MR ANDRIES VAN ROOYEN	13	0,000%
MR ADIEL VAN DER SCHYFF	13	0,000%
MR KATLEGO MOLOTO	13	0,000%
MISS LINDIWE RADEBE	13	0,000%
MR THEO MOTHIBAKGOMO	13	0,000%
MISS PAMELA NGUBANE	13	0,000%
MRS ELMARI SWART	13	0,000%
MR ABRE ROUX	13	0,000%
MR RONGANI ZIKALALA	13	0,000%
SPENCER PARK TRUST	13	0,000%
MR JAQUES BOOYSEN	13	0,000%
MISS LERATO MOKWELE	13	0,000%
MR LEBOHANG NGATANE	13	0,000%
MR FAAREZ GAMIELDIEN	13	0,000%
MR SIBUSISO JALI	13	0,000%
MR MZIWAKHE MSIMANGO	13	0,000%
MRS KEAGILE KWAKWA	13	0,000%
MISS SPHEPHILE MBALI SIBIYA	13	0,000%
MISS FIKILE MASANGO NHLAPHO	13	0,000%
MR GODFREY MOHLOANE	13	0,000%
MASTER JUSTIN LANDSBERG	13	0,000%
MRS NONHLANHLA BUTHELEZI	13	0,000%

Full Name	Shareholder Balance (number of shares)	Shareholder Balance %
MR MOLLY LUCAS NHLAPO	13	0,000%
MRS EMILY ZODWA MATSAOLA	13	0,000%
MR SIYABONGA SITHOLE	13	0,000%
MR CALVIN BOUCHER	13	0,000%
MR THABO NHLAPO	13	0,000%
MR SIPHOSETHU NXIBELO	13	0,000%
MRS LEBOHANG PEARL MOTAUNG-MLANGENI	13	0,000%
MR KHUMBULANI OSBORNE SHANGASE	13	0,000%
MR KATLEGO SEKHAULELO	13	0,000%
MRS NOMASONTO KALANE	13	0,000%
MR TSHASANE PINKOANE	13	0,000%
MRS TAMARA NAIDOO	13	0,000%
MR MUZI MKHWANAZI	13	0,000%
MR DEWALD KRUGER	13	0,000%
ARI INVESTMENTS GROUP PTY LTD	13	0,000%
MR DEAN MACMINN	13	0,000%
MR ANDREW WARREN	13	0,000%
MISS SINENHLANHLA MAGUBANE	13	0,000%
MR KERSEVAN GOVENDER	13	0,000%
MR SOLOMONM MONTWEDI	13	0,000%
MRS JEANETTE ZENGELE	13	0,000%
MR FREEDOM NDLOVU	13	0,000%
MS ELSIE GENGE	13	0,000%
MR JOHAN DU PLESSIS	13	0,000%
MR ELTON DE JONGH	13	0,000%
MISS BAZAMILE DLAMINI	13	0,000%
MR CONRAD HARLEY	13	0,000%
MR RUDZANI MASIA	13	0,000%
MR JOASH MOONA	13	0,000%
MISS TSHIFIHIWA MBETSI	13	0,000%
MISS SHARON MUDZIMUIREMA	13	0,000%
MISS NOKUZOLA NDITA	13	0,000%
MR ASHISH VARGHESE	13	0,000%
MR GUY MITCHELL	13	0,000%
MR MOTLOGELWA SIKWANE	13	0,000%
MR MZUVELE KHUMALO	13	0,000%
MR FRED MARAIS	13	0,000%
MR ETHAN PILLAY	13	0,000%
MR BUKUKWENZA SIMON MNTUNGWA	13	0,000%
MR PHEMELO KAMPIE	13	0,000%
MR RALEAOOA TSAOANE	13	0,000%
MR DZUNISANI TSHIVHIDZO	13	0,000%
MRS PHUMLA MABOGOANE	13	0,000%
MR WANDA PHILI	13	0,000%
MS DIMAKATSO LITSOANA	13	0,000%
MR XOLANI MSOMI	13	0,000%
MISS LEROSHA MURUGAN	13	0,000%
MR MISHACK MATJEKE	13	0,000%
MS MPHONG MOEKETSI	13	0,000%
MR KATLEGO KGANTHI MATJIE	13	0,000%

Full Name	Shareholder Balance (number of shares)	Shareholder Balance %
MISS ASIYATU FORTUIN	13	0,000%
MISS NOTHANDO MAPHUMULO	13	0,000%
MRS JILL DE VILLIERS	13	0,000%
MRS NANCY MADI	13	0,000%
MR MKHUSELI MADONSELA	13	0,000%
MISS SENATE LETSIE	13	0,000%
MR NKOHLE RAMUSHU	13	0,000%
MS LEANNE NARAINSAMY	13	0,000%
MRS SILINDOKUHLE MIYA	13	0,000%
MS SIPHIWE MADONSELA	13	0,000%
MISS EVELYN OUMA KHUMALO	13	0,000%
MISS NAJIYYA EBRAHIM MOHAMED FAKIR	13	0,000%
MR SIPHIWE SIBISI	13	0,000%
MR SITHEMBELE THUTHANI	13	0,000%
MS BUHLE ZUNGU	13	0,000%
MRS NONHLANHLA LEOLA	13	0,000%
MRS ZANDILE MAELANE	13	0,000%
MR STEPHEN LESIBA MPHELA	13	0,000%
MR SIBUSISO SIMELANE	13	0,000%
MR THOKOZANE ERASMUS KHATHIDE	13	0,000%
MISS KWANELE KHUMALO	13	0,000%
MS NONTOBEEKO ZWANE	13	0,000%
MR MTHOBISI MTHULI	13	0,000%
MR DESMOND LIEBENBERG	13	0,000%
MR HENDRIK BASSON	13	0,000%
MS AYANDA NCANILE MTHWANA	13	0,000%
MISS NOTHEMBA MKHIZE	13	0,000%
MISS NONTOBEEKO KUBHEKA	13	0,000%
MR NHLAKANIPHO NKOSI	13	0,000%
MR MOLEMO THAMAE	13	0,000%
MS SISIPO LIWANI	13	0,000%
MISS MIKATEKO KHOZA	13	0,000%
MR NTANDO LUTHULI	13	0,000%
MS KWANELE KHOZA	13	0,000%
MR CHUENE MABALA	13	0,000%
MS AMAHLE MSIBI	13	0,000%
MISS LAIKEN CHETTY	13	0,000%
MR KHAYELIHLE MZIMELA	13	0,000%
MR SIFISO KHUMALO	13	0,000%
MR AMOS PALAZA	13	0,000%
MS NOLWAZI HLELA	13	0,000%
MISS ZANDILE MKHIZE	13	0,000%
MISS OWETHU THANDISWA NDLAZI	13	0,000%
MS ZOLEKA ZUNGU	13	0,000%
MRS SINDISIWE LESOMO	13	0,000%
MS SOPHIE NGOMANE	13	0,000%
MR SKHOLIWE NGCOBO	13	0,000%
MISS PORTIA JORDAN	13	0,000%
MR MINENHLE KHUMALO	13	0,000%
MS AYANDA MLITWA	13	0,000%

Full Name	Shareholder Balance (number of shares)	Shareholder Balance %
MR AHMED AKOO	12	0,000%
THE ESTATE OF NATHAN GORDON	12	0,000%
MR DAVID LEVIN	12	0,000%
THE ESTATE OF DENIS DAVID MCILDOWIE	12	0,000%
MRS DIANA LUCILLE VORSTER	12	0,000%
MISS ZAHEDA KASIM MIA	12	0,000%
MR ARTHUR JOSEPH MARIE BOULLE	12	0,000%
MR MAURICE ANTHONY DE CHAZAL	12	0,000%
THE ESTATE OF DORA SOLOMON	12	0,000%
MS SHIRLEY MUNICHA GREENBLATT	12	0,000%
MR DENIS ROBERT LYNE +	12	0,000%
MR ISRAEL JOSHUA JACOBSON	12	0,000%
MR MOHAMED DAWOOD SHAIKH	12	0,000%
THE ESTATE OF QHUSHULULU MANYAKAMA+	12	0,000%
MR ELWYN LANCE MULLER	12	0,000%
PHILIPPUS DE WITT PTY LTD	12	0,000%
MR TSHEPO LEFERA	12	0,000%
MR MUHAMMAD RAYHAAN HASSAM	12	0,000%
MR TIELMAN BURGER	12	0,000%
MR ERNST ESAU	12	0,000%
MR MZIWANELE LANGA	12	0,000%
MR SINOBOMI NJIVA	12	0,000%
MR THEMBA TYELINGANYI	12	0,000%
MS TISETSO KHOMO	12	0,000%
MISS NONTOKOZO SOKHABASE	12	0,000%
MS MARULA RASETHE	12	0,000%
MR JOHANNES GUBUZA	12	0,000%
MRS PHINDILE ZINHLE RADEBE	12	0,000%
MRS ROFHIWA KGOMOMMU	12	0,000%
MR LUMKO XOTONGO	12	0,000%
MR APHIWE PETSE	12	0,000%
MR NAEEM SACOOR	12	0,000%
MR BERTHWELL FANA MALINGA	12	0,000%
MR MANDLA NSIBANDE	12	0,000%
MR LEHLOGONOLO MOLEPO	12	0,000%
MR ARCHIE VAN VUUREN	12	0,000%
MR THEUNS VAN DER MERWE	12	0,000%
MR NHLANHLA MNGUNI	12	0,000%
MR SANELE KHENSANI MAKHOBELA	12	0,000%
MS KATLEGO SEKGALO	12	0,000%
MR LEHLOHONOLO MONYAI	12	0,000%
MS TANYA WELLING	12	0,000%
MR SENDIBONGA MBELE	12	0,000%
MS CELIMPILO MABASO	12	0,000%
MR JONATHAN MAART	12	0,000%
MR MLAMULI DEON MFEKA	12	0,000%
MR MOTSOBANE FRANS RAMOSHABA	12	0,000%
MRS JOLENE LUYT	12	0,000%
MISS INNOCENTIA KODISANG	12	0,000%
MR THANDANANI MBATHA	12	0,000%

Full Name	Shareholder Balance (number of shares)	Shareholder Balance %
MR AVUYILE FUMBA	12	0,000%
MISS SLINDILE NZUZA	12	0,000%
MR THABISO MAKHELE	12	0,000%
MS MOKAULO PERPETOA MABITSELA	12	0,000%
MRS HETTIE POTGIETER	12	0,000%
MR MUZIWANDILE SIBIYA	12	0,000%
MS TSEPISO MOLOI	12	0,000%
MS THEMBLIHLE ZAKWE	12	0,000%
MR PHUMELELA MABASO	12	0,000%
MR ANEES-AHMAD JAFFER	12	0,000%
MS MALACHI LAWRENCE	12	0,000%
MISS MPHOS SEKELE	12	0,000%
MR ASAVUMA YABO	12	0,000%
MR KGOMEDI TJATJIE	12	0,000%
MRS ASSA LEKOLOANE	12	0,000%
MR DIMAKATSO FLOYD PHALADI	12	0,000%
MISS FANELESIBONGE NOMFUNDO XULU	12	0,000%
MISS NOSIPHO MADIDE	12	0,000%
MR THOKOZANI MBATHA	12	0,000%
MISS SIPHOKAZI MDLULI	12	0,000%
MR BILLY THABANE	12	0,000%
MS PONTSHO MOLOI	12	0,000%
MS AGRINETTE NOMVUZO MBALENI	12	0,000%
MR MBULELO BRUCE MALITI	12	0,000%
MRS MAHLATSE MAVI	12	0,000%
MR LLOYD SIPHELELE MEMELA	12	0,000%
MRS NONHLANHLA NTOMBELA	12	0,000%
MR LESETJA LEKOLOANE	12	0,000%
MRS JENNA WOOD	12	0,000%
MR CHRISTIAN ORROS	12	0,000%
MS JESSICCA KHUDUGA	12	0,000%
MR MPENDULO CHILI	12	0,000%
MR LUNDI MARVELLOUS MZIMBA	12	0,000%
MS MARTHA BOSHOF	12	0,000%
MS REFILOE MOKONE	12	0,000%
MS NOKUPHIWA NDLOVU	12	0,000%
MR ANDREW PREECE	12	0,000%
MS NOMPUMELELO MKHWEBANE	12	0,000%
MS BONISIWE MNGOMEZULU	12	0,000%
MRS MULALO SINGO	12	0,000%
MRS MIGGOD TWALA	12	0,000%
MR DONOVAN JACOBS	12	0,000%
MR LWANDO NYEMBEZI	12	0,000%
DR MLAMLI DOTYE	12	0,000%
MR JOHANNES PHASHA	12	0,000%
MISS NASIPHI NKALITSHANA	12	0,000%
MR THEMBALIHLE NONDABA	12	0,000%
MR THUBELIHLE MTHETHWA	12	0,000%
MS NOLUTHANDO DHLADHLA	12	0,000%
MRS THANDI TSHABANGU	12	0,000%

Full Name	Shareholder Balance (number of shares)	Shareholder Balance %
MS AMKELWE MRAWU	12	0,000%
MS DELISILE KHUMALO	12	0,000%
MS NONHLANHLA MOKOENA	12	0,000%
MS THEMBEKA ZONDI	12	0,000%
MR CHRISTIAN TOM	12	0,000%
MR SUGEN SUBRAMONEY	12	0,000%
MS ANDISA MABASO	12	0,000%
MS PERSEVERENCE MCHUNU	12	0,000%
MISS BONGISWA MSWELI	12	0,000%
MS MANKO SKOSANA	12	0,000%
MR THOBELANI MCAMBI	12	0,000%
MR MOKOENE REGINALD GOLOLO	12	0,000%
MR JUSTIN DUVENAGE	12	0,000%
MISS NOMCEBO TSHABALALA	12	0,000%
MR KWANELE KHOZA	12	0,000%
MR MARTIN OTHUSITSE SEBOKO	12	0,000%
MR NZUZO MAZIBUKO	12	0,000%
MR EPHRAIM MABITSELA	12	0,000%
MS LERATO MABITSELA	12	0,000%
MR DAVID MABITSELA	12	0,000%
MR MACHUENE MABITSELA	12	0,000%
MRS MAKWENA MABITSELA	12	0,000%
MR SPHELELE NDLOVU	12	0,000%
MR MOTSWALEDI MOHLAHLI SETHEMA	12	0,000%
ESTATE LATE ANTHONY	12	0,000%
ELIAS F ARVESEN ESQ	11	0,000%
THOR CHEMICALS SOUTH AFRICA PENSION	11	0,000%
ESTATE OF MOLLY ELVEIRA PEARSON +	11	0,000%
MISS AYSHA SHAIKJEE	11	0,000%
MRS FELICITY ANN AYLAND VINCER	11	0,000%
MR JOHN GRANT MACLEOD SMITH	11	0,000%
EVEJANAYE(PTY) LTD	11	0,000%
MR MORRIS AKRES	11	0,000%
MR DAVID RAE DIRK WIGHTMAN	11	0,000%
MR REGINALD GRAHAM GAINNEY	11	0,000%
MRS ROSEMARY DIANA OTHENIN-GIRARD	11	0,000%
MR MAMRATA SUNKEL	11	0,000%
MR BEVERLEY FOURIE	11	0,000%
DR DAVID JOHANNES ENGELBRECHT	11	0,000%
MR GEORGE GLEN STEWART SYMONS +	11	0,000%
MR LOUIS NOSSEL +	11	0,000%
MRS SALLY POOLE	11	0,000%
ESTATE LATE ELISABETH CLARE	11	0,000%
MRS SYLVIA GABRIEL MULHOLLAND	11	0,000%
MRS JOYCE C WINGRIN +	11	0,000%
MR EDWARD STANLEY WILLIAMS	11	0,000%
MRS MARGOT DIANNE EPSTEIN	11	0,000%
DUNLAVIN INVESTMENTS (PTY) LTD	11	0,000%
MUNIBA PANDOR	11	0,000%
TENHOLD CC	11	0,000%

Full Name	Shareholder Balance (number of shares)	Shareholder Balance %
MR JOHN KINSEY GEEKIE +	11	0,000%
MR CLARENCE FREDERICK HODGSON	11	0,000%
MR MAHOMED OMAR +	11	0,000%
MR GEOFFREY CHARLES WHITELAW	11	0,000%
RESIDENT NOMINEES PROPRIETARY LTD	11	0,000%
MR ADAM ROWE-ROBERTS	11	0,000%
MR RENAY MAHARAJ	11	0,000%
MR MLONDI MTHEMBU	11	0,000%
MR TSHWARELO RADINNE	11	0,000%
MR MOHAMED FAIZAL KHARVA	11	0,000%
MR TSHEPO ENGELBRECHT	11	0,000%
MR HEINY BESTER	11	0,000%
MR DUMISANI NTSHANGASE	11	0,000%
MR CLIVE GARRETT	11	0,000%
MRS STEHANUS LOUWSKIETER	11	0,000%
MR HENDRIK PETRUS PIENAAR	11	0,000%
MNR FRANS J DU PLESSIS	11	0,000%
MRS ANGELA JACOBS	11	0,000%
MRS BEVERLEY-ANN ARENTSEN	11	0,000%
MR JADE H ORREN	11	0,000%
MR ANDREW JOHN VAN ANTWERPEN	11	0,000%
MISS MINENHLE ZANELE KHANYILE	11	0,000%
MR TELLO MOKHATHI	11	0,000%
MISS BENITA GOOSEN	11	0,000%
MISS ZAMA MLOTSHWA	11	0,000%
MR HASSAN MLIMA	11	0,000%
MR RAHUL DESAI	11	0,000%
MR MPILO MNYANDU	11	0,000%
MISS MALINDI LINDY KUNENE	11	0,000%
MR NDABA KOBA	11	0,000%
REV HENDRIK CELLIERS	11	0,000%
MR MPHO MOKOENA	11	0,000%
REV KHAUKANANI NELSON MULANGUSI	11	0,000%
MR SIMPHIWE LANDU	11	0,000%
MR JOHANNES RASEBEKA	11	0,000%
MR KOKETSO THAPEDI	11	0,000%
MR PETER MTHEMBI	11	0,000%
MR JACOB PICO	11	0,000%
MR NDUDUZO SITHOLE	11	0,000%
MR VIKELANI VINCENT NGCOBO	11	0,000%
MR SFISO MPANGANE	11	0,000%
MR TEBOHO RALETELE	11	0,000%
MISS NOKUKHANYA MBATHA	11	0,000%
MRS SHARON KHOZA	11	0,000%
MR RAMSAY DE KOCK	11	0,000%
MR MONWABISI NDAMANE	11	0,000%
MISS LIZZY BENTLEY	11	0,000%
MISS JUDEAN GALLANT	11	0,000%
MISS THATO BAFEDI MANYAKA	11	0,000%
MISS NDIVHUHO TSHIVHASE	11	0,000%

Full Name	Shareholder Balance (number of shares)	Shareholder Balance %
MRS THINGAHANGWI TRACY SIDIMELA	11	0,000%
MISS HOPE GAMA	11	0,000%
MISS LUNGILE SIBISI	11	0,000%
MRS SENZEKILE MDLULI	11	0,000%
MR NICO NENJELELE	11	0,000%
MR SIPHIWE MANAME	11	0,000%
MR INGA SOTONDOSHE	11	0,000%
MISS NOSIPHO KHUMALO	11	0,000%
MR SIVUZIWE MANINJWA	11	0,000%
MS THANDEKA MSIMANGA	11	0,000%
MR LUCKY MACI	11	0,000%
MISS VUYO POTELWA	11	0,000%
MR KAMOHELO LETLALO	11	0,000%
MISS MOLATELO RAMOKONE	11	0,000%
MR THULARE RAKGOTSOKA	11	0,000%
MISS NTITANA MOTHOA	11	0,000%
MR THABO DIKGALE	11	0,000%
MR ZUBAIR BHAMJEE	11	0,000%
MR SOMILANGAYE XOTYENI	11	0,000%
MISS NIKITA KAYLENE MOODLEY	11	0,000%
MR TORELLO REID	11	0,000%
MISS LONDIWE NDEBELE	11	0,000%
MR LIVHUWANI BRUCE DZHIVHUHO	11	0,000%
MRS SNOTHILE TEMBE	11	0,000%
MRS BARBARA FUTTER	11	0,000%
MISS SAMKELISIWE NOSABELO NTUSI	11	0,000%
MRS DENISE BARBOT	11	0,000%
MISS AMBERLYN BENTO-MARIA	11	0,000%
MR MTHOKOZISI NKOSI	11	0,000%
MR LWAZI MADIKANE	11	0,000%
MR SILONDIWE SIBEKO	11	0,000%
MISS KHOLOFELO MOKONE	11	0,000%
MISS NSOVO HLUNGWANI	11	0,000%
MISS TEMOHO CAROL ELEPHANT	11	0,000%
MRS ANABELA STEYN	11	0,000%
MS GUGU MAJOZI	11	0,000%
MR ZANDISILE DAEL	11	0,000%
MRS NARDIA RANDELL	11	0,000%
MISS CWAYITA DYUSHU	11	0,000%
MR JOSHUA LEKOLOANE	11	0,000%
MISS NONHLANHLA ZUNGU	11	0,000%
MISS BOIPELO MOGWERA	11	0,000%
MR MPHO BALOYI	11	0,000%
MISS DIEKETSENG MAAKE	11	0,000%
MRS KGOPOTSO NOKERI	11	0,000%
MISS EUNICE SINIKEZIWE XABA	11	0,000%
MISS NOMPUMELELO PRISCILLA NXUMALO	11	0,000%
MR ABDULAH LEE	11	0,000%
MR KAMOGELO KEKAE	11	0,000%
MR SIPHESIHLE HLOPHE	11	0,000%

Full Name	Shareholder Balance (number of shares)	Shareholder Balance %
MR MFUNDO NGCOBO	11	0,000%
MRS ANELE NKOMONDE	11	0,000%
MR MANQOBA NTANZI	11	0,000%
MR BONGANI WELCOME NTSHANGASE	11	0,000%
MR ROBERT NGWENYA	11	0,000%
MS NOZIPHO CHILI	11	0,000%
MR JOSHUA GOVENDER	11	0,000%
MR UNATHI SABILE	11	0,000%
MR KWENA POOPEDI	11	0,000%
MS MICHAELA DU TOIT	11	0,000%
MR MUSAWENKOSI MDLULI	11	0,000%
MR LUCKY MAGUBANE	11	0,000%
MR MAZWI EMMANUEL ZONDI	11	0,000%
MR MOSES MOJELA	11	0,000%
MR PATRIC NARAINSAMY	11	0,000%
MR OBAM MADIKANE	11	0,000%
MR SHAUN VUSUMZI MBELU	11	0,000%
MR VUSI MBONANI	11	0,000%
MISS DINEO MMOTONG	11	0,000%
MR KARABO MATSWALELA	11	0,000%
MRS LOMVULA DLAMINI	11	0,000%
MR XOLANI SIBIYA	11	0,000%
MR MOHLOUOA MOKOENA	11	0,000%
MR CHRISTOPHER DORASAMY	11	0,000%
MR PITSO PAULUS MAKUME	11	0,000%
MRS CHATERINE MARY PACE	11	0,000%
MRS HELEN EILEEN WALKER	11	0,000%
MRS MARGARET MARION BOLTON	10	0,000%
ROGER GARSIDE ESQ	10	0,000%
MR DALE LYNSKEY	10	0,000%
EXORS OF DANIEL MACFARLANE DECD	10	0,000%
THE ESTATE OF RAMANLAL DAMODAR	10	0,000%
MRS IRENE AUBIN	10	0,000%
MR HARRY HARALAMBOUS	10	0,000%
MR WING SUN LOW	10	0,000%
ESTATE LATE HYMAN MOROSS +	10	0,000%
MR BRIAN JEFFREY GREEFF	10	0,000%
MR JORDAN GIANNOPOULOS	10	0,000%
MRS KHATIJA BULBULIA	10	0,000%
THE ESTATE OF ABRAHAM HARRY	10	0,000%
MRS BEVERLY IRIS WALLS	10	0,000%
MR SHAUN GRAYDEN ATTWELL	10	0,000%
MRS WILGA MARY BROWN	10	0,000%
MR DARRYL GORDON NEVILLE DALE	10	0,000%
DR JOSEPH KATZ	10	0,000%
MRS MOIRA JOFFE	10	0,000%
MRS THELMA SIDSEL HAYNES	10	0,000%
MR ROYITH SEWPERSAD	10	0,000%
MR MICHEAL HENRY SOLOMON	10	0,000%
MS VIVIENNE-ANN RORKE	10	0,000%

Full Name	Shareholder Balance (number of shares)	Shareholder Balance %
MR BERNARD SWART	10	0,000%
MR MOHAMED SIRAJ OMARJEE	10	0,000%
MR MTHUTHUZELI JOKO	10	0,000%
DR O'BRIAN DAVIDS	10	0,000%
MR SAKHELE PHILLIP DHLADHLA	10	0,000%
MR TEBOGO CHILOANE	10	0,000%
MR HENDRI VAN NIEKERK	10	0,000%
MR RAASHID KENNY	10	0,000%
MR VISHAY SUDHAMA	10	0,000%
MR RAKOENA MOLOI	10	0,000%
MR KOENA SETOABA	10	0,000%
MR LESEGO MOLEFE	10	0,000%
MR KHANIMAMBA NDHAMB	10	0,000%
MR PULE MOLOSIWA	10	0,000%
MR THAPELO K MOCWALEDI	10	0,000%
MISS BONGIWE SUSAN NGEMA	10	0,000%
MNR WILLEM HERMANUS BYLEVELD	10	0,000%
MR GABRIEL GIDEON ROSSOUW	10	0,000%
MR SANJEEV K KANAHALALL	10	0,000%
MR RICHARDT ANTON HUMAN	10	0,000%
MRS TRACY SARA CRICHTON	10	0,000%
MR KAM H K CHAN	10	0,000%
DR MURRAY ANDREW HAYES	10	0,000%
MR EDWIN JULES MIRSKY	10	0,000%
MR KUBYANE J THOKOANE	10	0,000%
MR MAHOMED ADIL ABOOBAKER ASSAMO	10	0,000%
MR ROBERT RELOU	10	0,000%
MR SANDEEP BHANA	10	0,000%
EST LATE DUTTON GORDON THOMAS	10	0,000%
MR TINYIKO EVANS MAZIBUKO	10	0,000%
MRS AMINDIE BURGER	10	0,000%
DR MLUNGISI S SIKHAKHANE	10	0,000%
MRS NOMPUMELELO BIYELA	10	0,000%
MR LUNDI DONDOLO	10	0,000%
MISS AYANDAMAHLUBI MTHIMKHULU	10	0,000%
MR LEOGANG DANIEL MOGANO	10	0,000%
MR THABO RAMATSA	10	0,000%
MRS WINONA LLOYD	10	0,000%
MR VUYANI ZONDO	10	0,000%
MR LAWRENCE MASHIANE	10	0,000%
MR LLOYD MADIBA	10	0,000%
MR LUCKY MAESELA	10	0,000%
MNR HENDRIK B STOPFORTH	10	0,000%
MS LEOGANG MOFFAT	10	0,000%
MR RHULANI HLUNGWANI	10	0,000%
MR NKOSINATHI MTHEMBU	10	0,000%
MR PETER SHIKOANE	10	0,000%
MR KOMAL A SINGH	10	0,000%
DR ROBBERT DUKER	10	0,000%
MR ZACHARIA NKHOAI MOELETSI	10	0,000%

Full Name	Shareholder Balance (number of shares)	Shareholder Balance %
MISS NTOMBIFUTHI LONI	10	0,000%
MR CHURCHILL THEMBINKOSI KHUMALO	10	0,000%
MISS PHIWOKUHLE NOOBILE MAGAGULA	10	0,000%
MRS VHULAHANI PATRICIA GANYANI	10	0,000%
MR WILLIAM CHUEU	10	0,000%
MISS SIBONGILE MNQAYI	10	0,000%
MS LESEDI MOTLHABI	10	0,000%
MISS NONTUTHUKO MPANGASE	10	0,000%
MISS NOKUZOLA MATYHOBO	10	0,000%
MR NGAKA DANIEL NHLAPO	10	0,000%
MR ELELWANI MUANALO	10	0,000%
MISS ZIYANDA LUJIZA	10	0,000%
MR CHRISTOPHER KORTENHOEVEN	10	0,000%
MISS NOKULUNGA PHETHI	10	0,000%
MISS MBALI MTHETHWA	10	0,000%
MR APHELELE MDUDI	10	0,000%
MR PRINCE MAKOLA	10	0,000%
MR BONGINKOSI MSIBI	10	0,000%
MRS LOREN HOFFMAN	10	0,000%
MISS ZAMANGWANE NKOSI	10	0,000%
MRS GUGU NZIMANDE	10	0,000%
MR SEKGOTHE WALTER PHALA	10	0,000%
MR NKOSINOMUSA ZUKE	10	0,000%
MISS ITUMELENG MATJILA	10	0,000%
MR MPUMZI MAKOHLISO	10	0,000%
MISS NOSIPHO NGCOBO	10	0,000%
MISS KGALALELO MALOKA	10	0,000%
MR NKOSINATHI SBONGISENI KHAMBULE	10	0,000%
MISS RAVELATION LERATO MODISE	10	0,000%
MISS LEBOGANG MMAMESHI	10	0,000%
MISS MARISKA VAN SCHALKWYK	10	0,000%
MR DAVID AFRICA	10	0,000%
MISS LOLLY MBETSE	10	0,000%
MR BANDILE MANGISA	10	0,000%
MR TEBOGO MAMBA	10	0,000%
MRS PALESA MMOFSA	10	0,000%
MR LAVHELESANI MALANGE	10	0,000%
MR S'BUSISO MOSEHLE	10	0,000%
MISS PRECIOUS NEGONDENI	10	0,000%
MS SALOMIE PRETORIUS	10	0,000%
MR MOHAMED ZIYAAD MINTY	10	0,000%
MR MONDLI MCHUNU	10	0,000%
MR ANDILE MAGWAZA	10	0,000%
MR ERIC NKABINDE	10	0,000%
MR MATT VAN ROOYEN	10	0,000%
MR AVASHAN GOVENDEN	10	0,000%
MR DAUD ESSA	10	0,000%
MISS NCEDAKELE JACA	10	0,000%
MR BHEKITHEMBA MYENDE	10	0,000%
MISS PEARL MVUSI	10	0,000%

Full Name	Shareholder Balance (number of shares)	Shareholder Balance %
MS MUKONAZWOTHE MUOFHE	10	0,000%
MISS BABY DOLO	10	0,000%
MR COURTNEY NATUS	10	0,000%
MR PHILEMON SEPENG	10	0,000%
MISS PEARL SAMMY	10	0,000%
MRS CONSTANCE PUSELETSO DAKADA	10	0,000%
MR LORENZO JOSEPH	10	0,000%
MISS ZINHLE KHOZA	10	0,000%
MS NONHLANHLA MAROPING	10	0,000%
MISS OBAKENG NTSHUDISANE	10	0,000%
MS NELIA KOTZE	10	0,000%
MR KABELO MASALESA	10	0,000%
MR HAKELANI EDWARD MUKHARI	10	0,000%
MR LUTHAAR NAIDOO	10	0,000%
MR SIMPHIWE MAJOLA	10	0,000%
MR BOTHLALE BOPAPE	10	0,000%
MISS SARIKA PAHLATH	10	0,000%
MR MUHAMMAD KHAN	10	0,000%
MISS NONDWE MPUMA	10	0,000%
MRS NONKULULEKO EBIKADE EDU	10	0,000%
MISS NOMBULELO MBOKAZI	10	0,000%
MR MONDLI SHOBA	10	0,000%
MISS PROVIA MOTONG	10	0,000%
MISS ZANELE NYEMBE	10	0,000%
MR MARVEL MASHAVA	10	0,000%
MS ADELAIDE RASIKHANYA	10	0,000%
MISS KEERESHNI KISTAN	10	0,000%
MR SETHEISO MACHELE	10	0,000%
MR CLANDESTINE MASIA	10	0,000%
MISS WINLOVE MALINGA	10	0,000%
MR MASEEHULLAH SHAIK	10	0,000%
MR SBONELO NDLOVU	10	0,000%
MR RAJESH BEHARI	10	0,000%
MR AYABONGA MNGOMEZULU	10	0,000%
ADMIN KGADI PHETLA	10	0,000%
MNR ANDRIES DUVENHAGE	10	0,000%
MR JOSHUA SHELDON	10	0,000%
MR SULAIMAN RAWAT	10	0,000%
MS GETRUDE GAQA	10	0,000%
MISS BRONWYN TAYLOR	10	0,000%
MRS NADIA ZUMA	10	0,000%
MISS NOKUBONGWA KHUMALO	10	0,000%
MR MARK KRUGER	10	0,000%
MR WILLEM AGENBACHT	10	0,000%
MR MPUMZI GEDENI	10	0,000%
MR BRADLEY GRATULATE XULU	10	0,000%
MS SIYANDA MHLAMBI	10	0,000%
MR LERANG DIFATE MATHIBA	10	0,000%
MR SELLO MKWINIKA	10	0,000%
MRS SITHELA BRIDGET SITHOLE	10	0,000%

Full Name	Shareholder Balance (number of shares)	Shareholder Balance %
MISS BATHABILE SARAH NTULI	10	0,000%
MR GOOD ENOUGH BHEKINKOSI KHUMALO	10	0,000%
MISS MASHUDU SINGO	10	0,000%
MISS CHANTELE MARTIN	10	0,000%
MISS NONHLANHLA BUTHELEZI	10	0,000%
MS JABULILE MOTIKOE	10	0,000%
MS THABISILE MTSHALI	10	0,000%
MRS KHETHIWE MGOBHOZI	10	0,000%
MRS MARYNA MINNAAR	10	0,000%
MRS AVRIL VAN DER MERWE	10	0,000%
MISS RURAMAYI MADAMOMBE	10	0,000%
MR PASEKA MOLOI	10	0,000%
MR SANDILE JELE	10	0,000%
MR JUNAID KHAN	10	0,000%
MR ABONGILE KLEINBOOI	10	0,000%
MR FHUMULANI NDWAMMBI	10	0,000%
MS XOLISWA THANGO	10	0,000%
MS MAMPHOMA KGODUMO	10	0,000%
MISS AKHONA TSHEKELA	10	0,000%
MS TSHEPO MATSHO	10	0,000%
MR TYRONE NAICKER	10	0,000%
MISS THANDEKA MTHOMBENI	10	0,000%
MISS XOLISWA FALTEIN	10	0,000%
MISS ZANELE MADIDA	10	0,000%
MRS HLONIPHILE MAZIBUKO	10	0,000%
MS GLADYS NTHO	10	0,000%
MR MZWAKHE NTOBELA	10	0,000%
MR MATHEWS SEABA	10	0,000%
MR THABISO ZULU	10	0,000%
MS LINDELWA MNGUNI	10	0,000%
MS JABULILE SIBIYA	10	0,000%
MISS NOMAPHELO BADIS	10	0,000%
MR DELANI ZIKALALA	10	0,000%
MR ANTAL CSERMAK	10	0,000%
MR HENDRIK FRANCOIS VAN HEERDEN	10	0,000%
MR RANWEDZI MAIWASHE	10	0,000%
MS PHILISIWE MHLONGO	10	0,000%
MR NTHIMOTSE MOKHESI	10	0,000%
MR YOGANAND GANAS PILLAY	10	0,000%
MISS NOZIPHO NGXONGO	10	0,000%
MR NTOBEKO KHOZA	10	0,000%
MS PHILILE XABA	10	0,000%
MS REFILWE MOELETSAE	10	0,000%
MS MALEHLOHONOLO TSOTETSI	10	0,000%
MISS ZIYANDA SHABANGU	10	0,000%
MRS ROFHIWA RAVHUTULU	10	0,000%
MRS LINDIWE RIKHOTSO	10	0,000%
MR LUNGANI MSANE	10	0,000%
KDGM HOLDINGS (PTY) LTD	10	0,000%
MS ASIVE NODO	10	0,000%

Full Name	Shareholder Balance (number of shares)	Shareholder Balance %
MS LIZEKA MATYOLO	10	0,000%
MS MOIPONE MKHWANAZI	10	0,000%
MR NDUDUZO HLATSHWAYO	10	0,000%
MISS PHYLLIS MADABA	10	0,000%
MRS NOZIPHO MDUBEKI	10	0,000%
MR ANGOR RANDFORD	10	0,000%
MR SHIVAM HIRALALL	10	0,000%
MR REAMOHETSE LEKHOOE	10	0,000%
MISS NTHABISENG LENONG	10	0,000%
MISS SIRISHA MUDALY	10	0,000%
MS INA DU PREEZ	10	0,000%
MISS GCINAKAHLE MTHETHWA	10	0,000%
MRS NOLUKHOLO KEDAMILE	10	0,000%
MR SYLVESTER DIKGALE	10	0,000%
MR RUVIN RUBENDRAN SEGADEVAN	10	0,000%
MRS BUYISWA SINCUBA	10	0,000%
MR NJABULO NTOMBELA	10	0,000%
MR BONGANI NGUBENI	10	0,000%
MR MUHAMMAD SHOAIK IKRAM	10	0,000%
MISS QUEREN LOMBE	10	0,000%
MR NHLAKANIPHO KUBHEKA	10	0,000%
MR DURAND CLARK	10	0,000%
MR DECLIN WILLIAMS	10	0,000%
MR WILLEM WAGNER	10	0,000%
MS TISETSE TWALA	10	0,000%
MR WINSTON NKUTHA	10	0,000%
MR SPHAMANDLA LUTHULI	10	0,000%
MS HLENGEKILE MSOMI	10	0,000%
MR TSEPHO SHABANGU	10	0,000%
MS NTHABISENG MOSAKENG	10	0,000%
MR SINHLE RADEBE	10	0,000%
MS MMATSHOGO RAMEETSE	10	0,000%
MS MIRRIAM LEBO DYOBANI	10	0,000%
MR ADRIAN MATHEBULA	10	0,000%
MRS CHARMAINE SMITH	10	0,000%
MR NTANDO MDIMA	10	0,000%
MR ABEL MHLAMBI	10	0,000%
MS NOKOZO ZACA	10	0,000%
MRS CABRIOLA AGENBACHT	10	0,000%
MISS MIRANDA TOLOANE	10	0,000%
MR ZOYISILE GIVEN MOSHANE	10	0,000%
MS BONGEKILE PHOSWA	10	0,000%
MISS SHINKY MKHWANAZI	10	0,000%
MS ASANDA BUTHELEZI	10	0,000%
MR CHRIS VAN DER MERWE	10	0,000%
MS SINAYE RINI	10	0,000%
MR JACQUES BECKER	10	0,000%
MS KELEBOGILE TSHITE	10	0,000%
MRS THANDEKILE MOGANEDI	10	0,000%
MR MBONGENI MAPHUMULO	10	0,000%

Full Name	Shareholder Balance (number of shares)	Shareholder Balance %
MR THABISO REMEMBRANCE MATLAKALA	10	0,000%
MS NKATEKO RIKHOTSO	10	0,000%
MS NOKUKHANYA HLONGWA	10	0,000%
MR MOMPLOKI CHRISTOPHER KOEE	10	0,000%
MR LOURENS JANSEN VAN VUUREN	10	0,000%
MR NGOAKO MEELA	10	0,000%
MR MARK GOVENDER	10	0,000%
MR YASHVIR SINGH	10	0,000%
MR KATLEGO MAKOPO	10	0,000%
MS SAMUKELISIWE NKOSI	10	0,000%
MISS NONKULULEKO SHANGE	10	0,000%
MS PHELOKAZI PEARL NGOMA	10	0,000%
MR MLUNGISI RUBELA	10	0,000%
MR ABEL RAMOKONE	10	0,000%
MR THABANG TSELE	10	0,000%
MS LIZANNE MINNAAR	10	0,000%
MISS KHENSANI MABASO	10	0,000%
MRS MASABEKILE MOKOENA	10	0,000%
MR KABELO MKHIZE	10	0,000%
MISS PERCY GLADYS SHIVAMBU	10	0,000%
MRS RONELL JONES	10	0,000%
MR STEVEN MICHAEL PING	10	0,000%
MS NOMBUSO MBATHA	10	0,000%
MR TALENT SIBISI	10	0,000%
MS EDNA PUMLA SOBANTU	10	0,000%
MR PAUL CALACA	10	0,000%
MR ERICK GOBA	10	0,000%
MR HUBERT MWELI	10	0,000%
MR AGGREY MBONANI	10	0,000%
MS NONHLANHLA CONSTANCE GULIWE	10	0,000%
MRS PATRICIA VENTER	10	0,000%
MR SENTLE MOLAPO	10	0,000%
MS MBALI MNYANDU	10	0,000%
MR JOHN LEBOHO	10	0,000%
MR KGABO LEGODI	10	0,000%
MR LESLEY LEGODI	10	0,000%
MR FRANK LEGODI	10	0,000%
MR ANTONETTE MABITSELA	10	0,000%
MR CHOENE MABITSELA	10	0,000%
MR CHUENE MABITSELA	10	0,000%
MR CHWENE MABITSELA	10	0,000%
MS DIMAKATSO MABITSELA	10	0,000%
MS ANGELINA MABITSELA	10	0,000%
MS PRECIOUS MOLOGADI MMAPHETO	10	0,000%
MS NOKWANDA NHLENYAMA	10	0,000%
MR EBEN LOUW	10	0,000%
MRS ANNE MAXWELL CAIRNEY	9	0,000%
MRS ZENA ROSALIND GEVISSER	9	0,000%
MR EDWARD BRYANT VINCENT	9	0,000%
MRS DEANNA BERNICE DA SILVA	9	0,000%

Full Name	Shareholder Balance (number of shares)	Shareholder Balance %
MR WILLIAM RATCLIFFE GREEFF	9	0,000%
MR THOMAS EDWARD ROGERS	9	0,000%
MISS ZAYNAB EBRAHIM	9	0,000%
THE ESTATE OF MAHOMED AMOD KOLIA +	9	0,000%
MR RONALD ESWARD BLACKETT	9	0,000%
MR DOUGLAS ROSS SAUNDERS	9	0,000%
THE ESTATE OF GOSAIBHAI HARIBHAI	9	0,000%
MR AHMED SULIMAN	9	0,000%
THE ESTATE OF ETHNA KATHLEEN	9	0,000%
MAXERIC NOMINEES (PTY) LTD	9	0,000%
NORMAN FRANK CC	9	0,000%
MRS SHIRLEY ANN DONKIN	9	0,000%
MISS AYESHA OSMAN MIA	9	0,000%
MR SIMON PRINGLE NOYCE	9	0,000%
MR GARY MCKAY CLELLAND	9	0,000%
MRS ANNE MARIE JOSEPHE MARISE	9	0,000%
CLEMENT CHARLES ROBERTSON MORRIS +	9	0,000%
CORPORATE ACTIONS	9	0,000%
MISS ROBYN SAUL	9	0,000%
MR JASON LESLIE	9	0,000%
MR EESA EBRAHIM	9	0,000%
MR PAUL JANSE VAN RENSBURG	9	0,000%
MRS FULUFHELO MACK	9	0,000%
MISS PHEMELO MATLOU	9	0,000%
DR CORNELIUS NIEMAND	9	0,000%
MISS MOTSHIDISI PEARL PETEKE	9	0,000%
MR NQOBANI ZONDI	9	0,000%
MISS PRISCA WILLARD	9	0,000%
MISS NOMFUNDO HOPE NGUBANE	9	0,000%
MR SIMISO NCWANE	9	0,000%
MR RAMON MARTINHO	9	0,000%
MR SIMPHIWE MATHENJWA	9	0,000%
MS ELISHA THAKUR	9	0,000%
MISS MICHELLE MACHISA	9	0,000%
MS SELINA BECHAN	9	0,000%
MR CLAUDIO VELJKOVIC	9	0,000%
MRS THIRAN GOVINDASAMI	9	0,000%
MR LESEGO MAELANGWE	9	0,000%
MR MFUNDO MSOMI	9	0,000%
MR JEFFREY RADINGWANA	9	0,000%
MR LINDANI MBEBEZA	9	0,000%
MISS AKHONA DLANGA	9	0,000%
MR MACHUENE AMENTIOUS MOTIBANE	9	0,000%
MR TSELE NKOLE	9	0,000%
MS PRUDENCE MIMI NGWENYAMA	9	0,000%
MR ROTONDWA MABASA	9	0,000%
MS THEMBAKAZI MAJIJA	9	0,000%
MR NICO JANSE VAN VUUREN	9	0,000%
MR PIET MAHLANGU	9	0,000%
MS ANITAH NONYANE	9	0,000%

Full Name	Shareholder Balance (number of shares)	Shareholder Balance %
MISS JABULILE BUTHELEZI	9	0,000%
DR TEBOGO THYA	9	0,000%
MR MOHAMED ZAID RAIMAN	9	0,000%
MR HLAKUDI WESLY MOGANO	9	0,000%
MRS ALUWANI NENNGWEKHULU	9	0,000%
MISS SINOBOMI BOMIKAZI TYHOBA	9	0,000%
MS RAESSETJA RAHAB SHAI	9	0,000%
MISS SITHEMBILE MALINGA	9	0,000%
MR NKANYISO GOODMAN LUTHULI	9	0,000%
MS NONTOBEEKO PHAKATHI	9	0,000%
MR HLULANI GALA	9	0,000%
MRS MARCIA SEGAGE	9	0,000%
MR RACHAKA ELIAS HAPPY MOELETSI	9	0,000%
MR FLINTSTON GOVENDER	9	0,000%
MS RITAH SHIBITI	9	0,000%
MRS KESHANI NAIDOO	9	0,000%
MR TAAHIR MAHOMED ASMAL	9	0,000%
MR AMEER MTUPANYAMA	9	0,000%
MRS MASOPHIA RAHAB SETHUNYA	9	0,000%
MS LETHABO SEROADI	9	0,000%
MISS NONKULULEKO OLIPHANT	9	0,000%
MISS PENELOP MDLALOSE	9	0,000%
MISS NOMPUMELELO FAKUDE	9	0,000%
MR VUSI METANE	9	0,000%
MISS ELZE-MARI KRUGER	9	0,000%
MS ADEL SEKGETHELO	9	0,000%
MR CLEMENT NDOU	9	0,000%
MISS DIMAKATSO MAKHUBEDU	9	0,000%
MR MPFARISENI EVERT MUDAU	9	0,000%
MR THORISO LEREFOLLO	9	0,000%
MR RUDZANI MUSHANIKI	9	0,000%
MR ANDILE MVUNI	9	0,000%
MR INNOCENT SEANEGO	9	0,000%
MRS NOBUZWE BHEME	9	0,000%
MR VICTOR MOHLALA	9	0,000%
MISS NEO RAMMUTLA	9	0,000%
MR SIPIWO XONGO	9	0,000%
MR MANQOBA MZOLO	9	0,000%
MR ANELE SITHOLE	9	0,000%
MISS LUHLE SHANGE	9	0,000%
MISS MATHIPA SEBITSIWA	9	0,000%
MISS PATIENCE MUNAKANDAFI	9	0,000%
MISS SNETHEMBA HLABISA	9	0,000%
MISS KEITUMETSE MOKOENA	9	0,000%
MR BOTHATA NKOEBELE	9	0,000%
MRS NOMBUSO ZAMANE	9	0,000%
MISS JEANET MALUNGANE	9	0,000%
MISS NICOLETTE NTOKOZO MASHELE	9	0,000%
MISS MMATHAPELO MAILA	9	0,000%
MISS MERRIAM SEBAYI	9	0,000%

Full Name	Shareholder Balance (number of shares)	Shareholder Balance %
MS NELISIWE NGCOBO	9	0,000%
MISS ELIZMA ELS	9	0,000%
MR MAKHOSONKE NKOSI	9	0,000%
MR AARON PILLAY	9	0,000%
MR CLEMENT MOSUPI	9	0,000%
MISS LESEDI MOSOEU	9	0,000%
MISS BONGIWE PRECIOUS SANGWENI	9	0,000%
MRS BATHOBILE NGUBANE	9	0,000%
MR BAREND NICOLAAS KLINCK	9	0,000%
MISS SANELISIWE SHELTA GWALA	9	0,000%
MISS ROBYN SIEBERS	9	0,000%
MISS NOKWANDA GWALA	9	0,000%
MR CRACIOUS SETSIE	9	0,000%
MR HASANI RODGERS CHAUKE	9	0,000%
MR LIONELL SNYMAN	9	0,000%
MISS AYANDA BUTHELEZI	9	0,000%
MR ROTENDA MATSHETE	9	0,000%
MISS THULILE CHAMANE	9	0,000%
ADMIN NOMZAMO NGCOBO	9	0,000%
MRS PRECIOUS LECHESA	9	0,000%
MISS STHEMBILE ZONDI	9	0,000%
MISS SPHIWE CHAUKE	9	0,000%
MS FIKELEPHI NDISILE	9	0,000%
MR ANTONIO MAHLANGU	9	0,000%
MR MXOLISI MHLONGO	9	0,000%
MR ZUKISANI ZAULA	9	0,000%
MS KAMOGELO MPSHANE	9	0,000%
MS SHEREEN CHETTY	9	0,000%
MISS NOLUTHANDO ZONDO	9	0,000%
MR ASANDA NGUBANE	9	0,000%
MS NQOBILE MAJOZI	9	0,000%
MS AGNES LEBONA	9	0,000%
MRS NATASHA NIEUWENHUIS	9	0,000%
MR YERGENTHREN NAICKER	9	0,000%
MR MANDISI NGEZANA	9	0,000%
MR NJABULO NGCONGO	9	0,000%
MRS LANDISWA MFUNDISI	9	0,000%
MS THULISILE MTSWENI	9	0,000%
MR NDUMISO MAYENDISA	9	0,000%
MRS LINDA CORBELLO	9	0,000%
MR REINHER BEHRENS	9	0,000%
MR MOLOKO MAKGATHO	9	0,000%
MISS TENDANI MPHEPHU	9	0,000%
MR SIZWE BHEMBE	9	0,000%
MS MBALENTLE SIPINGANE	9	0,000%
MR FANELESIBONGE MYENI	9	0,000%
MR MZWANDILE SITHOLE	9	0,000%
MS THANDEKA MAMELLO MBANJWA	9	0,000%
MS AVELA NOBENGELA	9	0,000%
MR SICELI NTLAUZANA	9	0,000%

Full Name	Shareholder Balance (number of shares)	Shareholder Balance %
MR SANDILE MCHUNU	9	0,000%
MR ASHLEY MURUGEN	9	0,000%
MS THOBEKA ZUMA	9	0,000%
MISS KHETHIWE THEMBELIZAYO MBATHA	9	0,000%
MR SIYABONGA NGUBANE	9	0,000%
MRS ROXANN KILIAN	9	0,000%
MS LERATO MARABE	9	0,000%
MR STHEMBISO MBHEKISENI MGENGE	9	0,000%
MR TIAAN MAC DONALD	9	0,000%
MR ENOCK XOLANI MYEZA	9	0,000%
MR SIYADUDUZWA DLAMINI	9	0,000%
MISS TSELANE SELEBELI	9	0,000%
MR IVEN GULE	9	0,000%
MRS NONDUMISO KHUMALO	9	0,000%
MS MASEGO MOHOLENG	9	0,000%
MS BASETSANA MOHLALA	9	0,000%
MR NKULULEKO ZUMA	9	0,000%
MR NHLANHLA CHAUKE	9	0,000%
MS PRUDENCE SITIBA	9	0,000%
MS PALESA CHILOANE	9	0,000%
MR SIZWE MAHLAMBI	9	0,000%
MS TSHIVHEAHO MULAUDZI	9	0,000%
MR THULEBONA MANTENGELE	9	0,000%
MS ZAMA MCHUNU	9	0,000%
MS LUNGI MOLOI	9	0,000%
MRS SHERRI- LYNN CLARK	9	0,000%
MR KAYYAAM RIDDER	9	0,000%
MR MUZI MAHLANGU	9	0,000%
MS LERUSHKA PUNCHOO	9	0,000%
MR KUSASALETHU MAGAGULA	9	0,000%
MISS NTOMBIZAMATHIYA THANDAZILE	9	0,000%
MR TSHEPO QUINTON PEANA	9	0,000%
MS MULALO HOPE MUNYAI	9	0,000%
MS MAMORWA MOLOI	9	0,000%
MS STHABILE ZONDI	9	0,000%
MRS GOTLAMANG MOLEME	9	0,000%
MS NOMPUMELELO GOODNESS ZONDI	9	0,000%
MR KOBUS BURGER	9	0,000%
MR BHEKA FOOR	9	0,000%
MISS NCUMISA TATANI	9	0,000%
MS ASAMBESE MKUMATELA	9	0,000%
MR NKOSINATHI MASHELE	9	0,000%
MR M.S MOFOKENG	9	0,000%
MISS SINENHLANHLA MTHETHWA	9	0,000%
MISS PHUMEZA MANZI	9	0,000%
MS OLIVIA FARMER	9	0,000%
MR VAUGHAN ALEXANDER MC DONNELL	9	0,000%
ESTATE LATE MUHAMMAD EBRAHIM +	9	0,000%
MRS CORINNE ELAINE FELDMAN	9	0,000%
BNY OCS NOMINEES LIMITED	8	0,000%

Full Name	Shareholder Balance (number of shares)	Shareholder Balance %
MRS VERA LEWIS	8	0,000%
JAMES CHRISTOPHER PEART ESQ	8	0,000%
MISS ESTELLE JOHANNA SILVER	8	0,000%
RICHARD ANTHONY FRANK TERNOUTH ESQ	8	0,000%
THE ESTATE OF MARGARET JEAN VON	8	0,000%
MR GARRY CULLEN KELLY +	8	0,000%
MEV MARIA ELIZABETH ROELOFFZE	8	0,000%
MS CAROLINE DEUTSCH	8	0,000%
RINRIC NOMINEES (PTY) LTD	8	0,000%
THURLES INVESTMENTS (PTY) LTD	8	0,000%
MR ALEXANDER AARON TRAUB	8	0,000%
GENERAL ACCIDENT PENSION FUND	8	0,000%
MR GERARD WILHELM BROUWER	8	0,000%
MRS JUNE ELAINE FEATHERSTONE +	8	0,000%
MR GUY WALWYN BARKER +	8	0,000%
MR JOHN STANLEY CHAPPELL	8	0,000%
THE ESTATE OF LILY LEONORA JACOBS +	8	0,000%
CLAREMORRIS INVESTMENTS (PTY) LTD	8	0,000%
LUCMOR CC	8	0,000%
MRS JACQUELINE MARY HEMMINGS	8	0,000%
MS GRETHE MALETA	8	0,000%
MISS CHANELLE GROBLER	8	0,000%
MR PRENESHEN PERUMAL	8	0,000%
MISS NELISA DLAMINI	8	0,000%
MR SELLO SIDWELL SHAI	8	0,000%
MR KISHAN JESSA	8	0,000%
MR ANSAAR ISMAIL	8	0,000%
MISS TAZNEEM LEVY	8	0,000%
MR GARY ARENDSE	8	0,000%
MISS YESHVIKA BAHADUR	8	0,000%
MR LUCAN GOPAL	8	0,000%
MR THEODORUS WESTERVELT	8	0,000%
MR LOGAN DUFFY	8	0,000%
MR AVISHKAR RAMDUTH	8	0,000%
MISS BUYISILE NGOBESE	8	0,000%
MR JUSTIN GRUNDLING	8	0,000%
MR STEPHEN PESSEMBACHER	8	0,000%
MR HOOSEN G DHOODHAT	8	0,000%
MR MAYENDRAN PILLAY	8	0,000%
MR TSHIFHIWA D MADIMA	8	0,000%
NORTHERN TRST AVFC CLNT AC	8	0,000%
MS INNECKE MEYER	8	0,000%
MR AVA SHONIQUE CROUCH	8	0,000%
MNR JACOBUS V VERMAAK	8	0,000%
MRS COLLEEN-JOY PAGE	8	0,000%
MR WARRICK A ROSS	8	0,000%
MR NIRESH MOONI	8	0,000%
DR MANI CHILIWE	8	0,000%
MR ERWIN BRIAN ALTERN	8	0,000%
MR FRANCOIS B KAPP	8	0,000%

Full Name	Shareholder Balance (number of shares)	Shareholder Balance %
MRS HEATHER MARGARET WRIGHT	8	0,000%
MS SIHLE KHANYILE	8	0,000%
MISS NTOMBETHEMBA MATSHINGANA	8	0,000%
MR NDUMISO BONGINKOSI MKHIZE	8	0,000%
K2019346502 (SOUTH AFRICA) PTY LTD	8	0,000%
MR RAMATSA RAMATSA	8	0,000%
MR THABANG RAKHWALE	8	0,000%
MISS ZAMA CHILI	8	0,000%
MR LUNGELO NZO	8	0,000%
MISS KENEILWE MOGANANE	8	0,000%
MISS VUKA LEFOKA	8	0,000%
MRS DAPHNE LAZARUS	8	0,000%
MR TSHEPO MOABI	8	0,000%
MR TITY TSHABALALA	8	0,000%
MR KEVIN FOREMAN	8	0,000%
MR MBONGENI SIBANYONI	8	0,000%
MRS THANDI THERESA DHLAMINI	8	0,000%
MR RANWEDZI MAIWASHE	8	0,000%
MS KOKETJO MOGALE	8	0,000%
MISS NOZIPHO NGEMA	8	0,000%
MRS TANJA JANSE VAN VUUREN	8	0,000%
MR SIMANYANE NOGOBOKA	8	0,000%
MR GOODMAN BUKELANI NYAWOSE	8	0,000%
MR THEMBINKOSI PETER NKABINDE	8	0,000%
MR SAMUEL MOENAMONG PHAHLAMOHLAKA	8	0,000%
MR BRETT RENSBURG	8	0,000%
MR NTUTHUKO KUNENE	8	0,000%
MR THEMBA MKHONZA	8	0,000%
MISS ALEJANDRE DIANDRE HOWE	8	0,000%
MR LASTANA MUSEKWA	8	0,000%
MISS WINNIE MAPITLE	8	0,000%
MISS LETLHOGONOLO MOGOROSI	8	0,000%
MISS PRECIOUS NHLOZI	8	0,000%
MISS NOMPILO SHEZI	8	0,000%
MEV BIANCA BOTHA	8	0,000%
MISS MISS MALUBANE	8	0,000%
MRS MARIA JOHANNA VAN NIEWENHUIZEN	8	0,000%
MR ASHTIN WALTER	8	0,000%
MR NAEEM JOOSUB	8	0,000%
MISS SESETHU MANKWALI	8	0,000%
MISS KGUGELO MODIBA	8	0,000%
MR GIFT MOKOENA	8	0,000%
MR BRENDAN MENTOR	8	0,000%
MR MMUSI KUBE	8	0,000%
MS ZINZISWA MPALALA	8	0,000%
MR THULANI ROBERT NKOSI	8	0,000%
MISS MEGHAN PHINDILE SIMELANE	8	0,000%
MISS AUDREY JOZI	8	0,000%
MR EVAN GOVENDER	8	0,000%
MISS ZANELE ZONDO	8	0,000%

Full Name	Shareholder Balance (number of shares)	Shareholder Balance %
MR SIMON MUKWAYA	8	0,000%
MISS THANDEKA KUBHEKA	8	0,000%
MR DARYN RUTHANUM	8	0,000%
MR RYAN SNEDDON	8	0,000%
MS JAIME TAYLOR	8	0,000%
MR MULATEDZI MAHAFHA	8	0,000%
MR SIBUSISO HLUMBANE	8	0,000%
DR FATIMA GANI	8	0,000%
MISS ANITA MAGAGULA	8	0,000%
MS RORISANG MARIEKIE TLOU	8	0,000%
MR TLADI CHARLES LEKEKA	8	0,000%
MS NOMALUNGELO JULA	8	0,000%
MR MBONGENI KUNENE	8	0,000%
MISS ROSE SEMOKONYANE	8	0,000%
MISS NTEBALENG ANACIA RAMAREMELA	8	0,000%
MISS SILINDILE MYENI	8	0,000%
MISS SESETHU MABUSELA	8	0,000%
MRS NOBAKHETHWA XULU	8	0,000%
MISS NOMAMPONDOMISE DYUMANI	8	0,000%
MR SIBUSISO NENEMBA	8	0,000%
MISS GUGU NENE	8	0,000%
MS ALINA PALESA MOKOENA	8	0,000%
MS NOMUSA ZAMANGUNI SABELA	8	0,000%
MISS NOMVUYISEKO BATYI	8	0,000%
MS YOLISWA KOMANI	8	0,000%
MS BIANCA BUDHOO	8	0,000%
MS PABALELO PRUDENCE NDHLOVU	8	0,000%
MRS S'LINDILE MYENDE	8	0,000%
MR KHOLISILE SHADRACK LILKIM SANDI	8	0,000%
MR GODFREY GCINUMUZI DLAMINI	8	0,000%
MS NOMFUNDO DLAMINI	8	0,000%
MS MPFARELENI RADZILANI	8	0,000%
MS ZIZO NTSINJANA	8	0,000%
MISS AYANDA MSOMI	8	0,000%
MRS ONKEMETSE MODISE	8	0,000%
MR TUMELO MOFOKENG	8	0,000%
MISS NONKULULEKO MKHWANAZI	8	0,000%
MISS RABELANI MUSHADU	8	0,000%
MS SHONGISHILO MBUYISA	8	0,000%
MISS LETHOKUHLE MAMBANE	8	0,000%
MR THOKOZANI THABO GUMEDE	8	0,000%
MS BUHLE TSHABALALA	8	0,000%
MRS SURAYA JELE	8	0,000%
MR NKOSINATHI NDLANGISA	8	0,000%
MS NONKULULEKO NGOBENI	8	0,000%
MISS ASITHANDILE NODADA	8	0,000%
MR PIET DITSHEGO	8	0,000%
MS NSUKU KHANIELE	8	0,000%
MR NKOSINATHI PATRICK SILINDA	8	0,000%
MISS SABEEHA KHAN	8	0,000%

Full Name	Shareholder Balance (number of shares)	Shareholder Balance %
MR SICELO GUMEDE	8	0,000%
MR GRAHAM GOLDMAN	8	0,000%
MRS FAITH LATHETHA	8	0,000%
MS KAMOGELO SHABALALA	8	0,000%
MS MASINGITA MABASA	8	0,000%
MRS PRUDENCE ADAMS	8	0,000%
MR GLYNN ESTERHUIZEN	8	0,000%
MS MAGOTSO MSIBI	8	0,000%
MRS DUDUZILE KHUMBUZILE MILLICE NT	8	0,000%
MRS GABRIELA VAN WYK	8	0,000%
MS BONGEKILE MDLETSHI	8	0,000%
MR SAMKELO NGCOBO	8	0,000%
MS NOMONDE SHIBASE	8	0,000%
MR JAUN-PIERRE DE BRUYN	8	0,000%
MRS PRISCILLA SONI	8	0,000%
MS OLONATHANDO GXUMISA	8	0,000%
MRS CELESTE CARVALHO	8	0,000%
MISS BASHA MCHUNU	8	0,000%
MS LONDIWE NGUBANE	8	0,000%
MISS PHUMZILE ZENGELE	8	0,000%
MR LITHALOBOM MABASO	8	0,000%
MR MJABULELWA TEMBE	8	0,000%
MR LINDOKUHLE SHEZI	8	0,000%
MR UKUTHULA NKOMO	8	0,000%
MR MASILO KUBJANA	8	0,000%
MS NOSIPHO CELE	8	0,000%
MS THOBEKA DLOMO	8	0,000%
MS LONDIWE MBILI	8	0,000%
MR JOHN LAWRENCE GANE SAUNDERS	8	0,000%
MR JABEZ VINCENT BOTHA	8	0,000%
MRS VINETTE OTTO	8	0,000%
DR RUARK BOTHA	8	0,000%
MISS DIANA MARY REYNOLDS	7	0,000%
MR MAHOMED MOOSA JADWAT	7	0,000%
MR BASIEA RASEKOALA	7	0,000%
MRS JANELLA BEATRIX LOYNE	7	0,000%
MR ROBERT GRAY BOONE WILSON	7	0,000%
MR JOHANNES HENDRIK BREEDT	7	0,000%
MRS MARIA DORETHEA BALLOT	7	0,000%
MR JOHN ALDWORTH STRETCH	7	0,000%
MR ROSS WILLIAM GORDON	7	0,000%
MNR ROBIN ALLEN FISHER	7	0,000%
MR OMAR AMOD ISMAIL	7	0,000%
MRS ISA CLEMOW	7	0,000%
STRYDOM & JORDAAN GEORGE (PTY) LTD	7	0,000%
ELVAGRO INVESTMENTS (PTY) LT D	7	0,000%
MISS FATIMA YOUSUF ISHAAK MIA	7	0,000%
MR COLIN DOUGLAS BEYNON	7	0,000%
MR TIMOTHY LEYTON HOOPER	7	0,000%
MRS FAZILA BIBI AMOD	7	0,000%

Full Name	Shareholder Balance (number of shares)	Shareholder Balance %
MR ADRIAN OLOFF BERGH	7	0,000%
MRS ISOBEL MCINTYRE	7	0,000%
MR KAIROON BIBI KHAN	7	0,000%
MR INTHIZAAR AMOD ISMAIL	7	0,000%
MRS MAGDALENA CATHERINA KOTWAL	7	0,000%
MNR PETRUS FOURIE DU PREEZ	7	0,000%
MR NORMAN PETER SINCLAIR	7	0,000%
MR BRIAN GEOFFREY DAY	7	0,000%
MR KEVIN GEORGE DOVE	7	0,000%
MRS AYESHA BHAMJEE	7	0,000%
MR PHIL GERBER	7	0,000%
MRS ROSE LIPINSKI	7	0,000%
MR JAYBOON BIBI HAJEE	7	0,000%
DR LYNDA CAROL PROCTOR	7	0,000%
KIGENA INVESTMENTS CC	7	0,000%
MR BEN MOKGWAMME	7	0,000%
MR SAMUELH HERMAN	7	0,000%
MR TUMELO ANDREW GAOBIDIWE	7	0,000%
MR SHUAN PETERSEN	7	0,000%
MR AUBREY WIESE	7	0,000%
MR AHMED SHAIKH	7	0,000%
MR KHATHUTSHELO MUDAU	7	0,000%
MR NHLANHLA KHUMALO	7	0,000%
MR DEENADAYALAN MOODLEY	7	0,000%
MS NAKEDI MATJEA	7	0,000%
MS REN ROBBERTZE	7	0,000%
MS THANDO SALOME SEIPHEMO	7	0,000%
MNR DEON S GROBBELAAR	7	0,000%
MR DESIGAN PILLAY	7	0,000%
MR SIPHAMANDLA MNYANI	7	0,000%
MR SESHWENE MAKHURA	7	0,000%
MR FREDDY MKHARI	7	0,000%
MR ANELE NTSENGANA	7	0,000%
MS SAMKELISIWE MKHUNGO	7	0,000%
MRS JANINE LABUSCHAGNE	7	0,000%
MRS VALERIE NEL	7	0,000%
MISS BOITEMOGELO KWAKWA	7	0,000%
MISS FIRDOSIA MOHAMMED	7	0,000%
MS CAROLINE NKOSI	7	0,000%
MR MICHAEL MASILELA	7	0,000%
MR TSHEPISO SHAMANE	7	0,000%
MR LUNGELO SIBIYA	7	0,000%
MS GUGULETHU SHABANGU	7	0,000%
MR LEVY MAKWALA	7	0,000%
MISS ANGELICA BUYS	7	0,000%
DR TALENT NGCOBO	7	0,000%
MRS SANELE WELILE MAHLATHI	7	0,000%
MISS MATRONKO RASELEMANE	7	0,000%
MR AYANDA MKHIZE	7	0,000%
MRS SIBUSISIWE NCUBE	7	0,000%

Full Name	Shareholder Balance (number of shares)	Shareholder Balance %
MR BAKANG LEKUTLE	7	0,000%
MR STEPHEN BRYAN	7	0,000%
MISS LERUSHA NAIDOO	7	0,000%
MR FABIAN BISCOMBE	7	0,000%
MR KARABO LUCKY MOMPE	7	0,000%
MS JOANA MAVUNDLA	7	0,000%
MISS AVIWE MATIWANE	7	0,000%
MR DECEASED ZANETHEMBA MPUMEL ELO	7	0,000%
MR ANGANATHI NTSHINKA	7	0,000%
MISS SASAVONA MATHEBULA	7	0,000%
MS BONGIWE MADONSELA	7	0,000%
MR LBOGANG KEKANA	7	0,000%
MR BONGUMUSA ASHLEY MADINANE	7	0,000%
MR THULANE MAZIBUKO	7	0,000%
MR MARIEMUTHOO THANGAVALU GOVENDER	7	0,000%
MISS MILDENTIA SELALA	7	0,000%
MISS PRISCILLIA SHOZI	7	0,000%
MISS NOMBULELO GASA	7	0,000%
MR LANCELOT HLABE	7	0,000%
MRS VERONICA NORTJIE	7	0,000%
MR LANCD STALLARD	7	0,000%
MR BHONGOLETHU KAME	7	0,000%
MR JUSTIN MAANS	7	0,000%
MRS HELLEN KGAUGELO RABALAO	7	0,000%
MISS TEBALLO PHALA	7	0,000%
MISS XOLISWA TSHAMBULUKA	7	0,000%
MR ENGELBERTUS L VAN DER RYST	7	0,000%
MR SANDILE MATABA	7	0,000%
MR TUMELO MOALUSI	7	0,000%
MISS BASETSANA MOFOKENG	7	0,000%
MR KYLE BALL	7	0,000%
MISS BOMIKAZI NJOLOZA	7	0,000%
MR SIDINGO MTHETHWA	7	0,000%
MR TSHEPO KGATLANE	7	0,000%
MR TIAAN SCHREUDER	7	0,000%
MR JACKY SIKHOSANA	7	0,000%
MR VHAHANGWELE NDOU	7	0,000%
MR LINCOLN FRANK	7	0,000%
MS MOTLATSI MOTLHAMME	7	0,000%
MS FEZILE GWALA	7	0,000%
MS SIMPHIWE SIBEKO	7	0,000%
MR KREGAN NAIDOO	7	0,000%
MR KATLEGO GROOTBOOM	7	0,000%
MR MDUDUZI GOBENI	7	0,000%
MR ZIMASA RANISI	7	0,000%
MR LWANDLE KUNENE	7	0,000%
MR LEHLOHONOLO MSIMANGA	7	0,000%
MR LESHAN NARAINSAMY	7	0,000%
MISS MBALI DLAMINI	7	0,000%
MISS PUMLIWA MALIMANI	7	0,000%

Full Name	Shareholder Balance (number of shares)	Shareholder Balance %
MRS LONDEKA MSOMI	7	0,000%
MS RIZWAANAH VALLY	7	0,000%
MR PHIL OBERMEYER	7	0,000%
MS FAITH LANGAZANE	7	0,000%
MS MASEGO RAMATSETSE	7	0,000%
MR MANDLA XAJE	7	0,000%
MISS NOSIPHO MTEKI	7	0,000%
MS DUDUZILE NTANJANA	7	0,000%
MR TUMELO SETAKA	7	0,000%
MISS NKAPENG MALEBE	7	0,000%
MISS SIYAMTHANDA ZUMA	7	0,000%
MISS NWABISA MAFALALA	7	0,000%
MISS ZIMASA DLANJWA	7	0,000%
MISS NOXOLO GRACE MBELE	7	0,000%
MR MOLAODI MOGOENG	7	0,000%
MISS PAMELA KETSEKILE	7	0,000%
MR LUNGISANI MAZINYO	7	0,000%
MS RACHEL MOGALE	7	0,000%
MS NKHANGWELENI MUKHELI	7	0,000%
MR ROMEO SWARTZ	7	0,000%
MISS TAMIA THOMPSON	7	0,000%
MS TARA BOWDEN	7	0,000%
MR JAN SMUTS	7	0,000%
MS EZIPHOKHONA LUTHULI	7	0,000%
MRS AVHAPFANI MBETSI	7	0,000%
MR LEHLOHONOLO HLALELE	7	0,000%
MR LYDEN MOSHA	7	0,000%
MR PHIWOKUHLE BONGANI XABA	7	0,000%
MISS ZINHLE SIBAMBO	7	0,000%
MR TREVINO CHETTY	7	0,000%
MISS PHILLISTUS MATHAPO	7	0,000%
MISS NOMUSA PRETTY SIKHOSANA	7	0,000%
MS NOKUPHIWA MBEKI	7	0,000%
MRS RACHEL HLAMBISA	7	0,000%
MR DAN KHOZA	7	0,000%
MISS THEMBEKA KHUMALO	7	0,000%
MR MLUNGISI PRESTIGE GUMEDE	7	0,000%
MS ZANELE DLAMINI	7	0,000%
MS HLENGIWE NHLEBELA	7	0,000%
MR JULIAN BUYS	7	0,000%
MISS HLENGIWE MHLONGO	7	0,000%
MR TRISTAN HOSFORD	7	0,000%
MISS SADE ROBINSON	7	0,000%
MS MAALINA MOTLOELOA	7	0,000%
MS SINOTHILE BLOSE	7	0,000%
MR SIBONILE MSHUTA	7	0,000%
MISS EMMERENCIA NONTOBeko MANQELE	7	0,000%
MR SANDILE DUMA	7	0,000%
MR BAXOLELE NDLOBONGELA	7	0,000%
MISS PRIMROSE ITUMELENG	7	0,000%

Full Name	Shareholder Balance (number of shares)	Shareholder Balance %
MR EDWARD SWEETNAM	7	0,000%
MR LIFA KOKONG	7	0,000%
MRS PRUDENCE SINDISIWE MGOBHOZI	7	0,000%
MR THOBANI NTSHANGASE	7	0,000%
MR MKHUSELI NGESI	7	0,000%
MR LUVUYO BENU	7	0,000%
MR EBRAHIM AHMED	7	0,000%
MR RHICO POTGIETER	7	0,000%
MR SOLOMON SIBUSISO NXUMALO	7	0,000%
MISS BALUNGILE THUSI	7	0,000%
MISS THOBEKA NJAPHA	7	0,000%
MR MBUSO ZULU	7	0,000%
MR NJABULISO MTHEMBU	7	0,000%
MS MABUYI MTHIYANE	7	0,000%
MR BHEKUMUNTU AUBREY MBHELE	7	0,000%
MR KHULISO COLBERT MAGIDI	7	0,000%
MS ZINHLE ZIKALALA	7	0,000%
MS NOKUBONGWA MAZIBUKO	7	0,000%
MR KENNITH HENNING	7	0,000%
MR MOTLATSI NYUNDU	7	0,000%
MS THEMBELIHLE PEETTY-GIRL	7	0,000%
MR ROBERT BRITZ	7	0,000%
MR NEO MOSHIMANE	7	0,000%
MR SEBATA KHAILE	7	0,000%
MISS NOSIPHO MOLOI	7	0,000%
MRS BAATSEBA SEBOKO	7	0,000%
MR KUYENZEKA MTETWA	7	0,000%
MS STELLA MALOKA	7	0,000%
MRS PATIENCE THEMBELIHLE FOKISI	7	0,000%
MRS PU MAKAMELA	7	0,000%
MS SINEGUGU NTULI	7	0,000%
MRS SHEILA CHILIZA	7	0,000%
MISS DZANGA NOMTHANDAZO MATIBE	7	0,000%
MR LUTHANDO HADEBE	7	0,000%
MS MALITLHARE MUSUNKUTU	7	0,000%
MS KHENSANI MATSAYE	7	0,000%
MS NONHLE MDLALOSE	7	0,000%
MR AKHONA SITSHALUZA	7	0,000%
MRS SHAMIELA FREDERICKS	7	0,000%
MR JASON LE JOHN	7	0,000%
MR KEANE MAHARAJH	7	0,000%
MS TENJELWA NORAQA	7	0,000%
MRS DASHMIJA PILLAY	7	0,000%
MR ZAKHELE DUBE	7	0,000%
MR MICHAEL JOHN WILLIAM WOODROFFE	7	0,000%
THE ESTATE OF MRS JOYCE MARY	7	0,000%
MRS MARY ZILLAH NEL	6	0,000%
MR AHMED IMRAN TAR	6	0,000%
MR GABRIEL JACOBUS VERREYNNE	6	0,000%
MRS RONWEN DALE LAPPING	6	0,000%

Full Name	Shareholder Balance (number of shares)	Shareholder Balance %
FIREFLY NOMINEES CC	6	0,000%
MRS MARGARET THERESA MEREDITH	6	0,000%
MRS RACHEL GORDON	6	0,000%
MRS ZULEIKHA MAYAT	6	0,000%
THE ESTATE OF ROBERT JOHN DUNCAN +	6	0,000%
MRS FATIMA KASIM MIA	6	0,000%
THE ESTATE OF BLOOM TEPER U/D	6	0,000%
MRS ROSALIE DE VILLIERS	6	0,000%
THE ESTATE OF FRANK BECKER GIBSON +	6	0,000%
MRS WENDY ELVERA HOLME	6	0,000%
MRS AABEDA AHMED MIA	6	0,000%
MR JOHN NICHOLAS WEBBER	6	0,000%
MRS SHALAMITH STEIN +	6	0,000%
MEV JOHANNA MARGRETHA LAMPRECHT	6	0,000%
THE ESTATE OF MORRIS JOSEPH	6	0,000%
THE ESTATE OF CHRISTINA MCCOLL	6	0,000%
MR TERENCE MACDONALD	6	0,000%
MR ALISTAIR JOHN SELICK	6	0,000%
MR IORDANIS GIANNOPOULOS	6	0,000%
THE ESTATE OF AIKE MEIJER +	6	0,000%
DR DANIEL TEIXEIRA NININ	6	0,000%
MISS ASMA YOUSUF ISHAAK MIA	6	0,000%
MRS BESSIE BRENNER	6	0,000%
MNR DIRK WILLEM RYK HERTZOG	6	0,000%
MISS SARAH LOUISE DURIE	6	0,000%
MS ANJA WILHELMINA THEDA PEARSE	6	0,000%
MR HENDRIK STEFFEN TOXOPEUS	6	0,000%
MS AYESHA KAJEE	6	0,000%
JILLIAN ELIZABETH HALFON	6	0,000%
MR DONALD ROBERT WILKINSON	6	0,000%
MR VUYOLWETHU BUKULA	6	0,000%
MISS NOXOLO HLOPHE	6	0,000%
MR MOHAMMED KHARVA	6	0,000%
MR JOHANNES KOTZE	6	0,000%
MR MOHAMED HAJI AGHATABAR SANGRODI	6	0,000%
MR LIONEL FOSTER	6	0,000%
MR RETESH NANA	6	0,000%
MR GRANT TOOZE	6	0,000%
MR WILHELMUS JOHANNES VAN VUUREN	6	0,000%
MR NHLAKANIPHO XIMBA	6	0,000%
MISS MBALENHLE MTHEMBU	6	0,000%
MR MOHALE VINCENT MODIKA	6	0,000%
MRS GLORIA KENALEMANG NKUTLWANG	6	0,000%
MR NTUTHUKO VUSUMUZI GUMEDE	6	0,000%
MR SHON ROOPNARAIN	6	0,000%
MISS PINKY NTOMBELA	6	0,000%
MS FISOKUHLE MASHABANE	6	0,000%
DR ALEXANDRA J LEISEGANG	6	0,000%
MRS PONTSHO MATSHEDISO	6	0,000%
MR THEMBA TERRANCE MULANGAPHUMA	6	0,000%

Full Name	Shareholder Balance (number of shares)	Shareholder Balance %
MR SEAN CROUCH	6	0,000%
MR SISEKELO JALI	6	0,000%
MR AVUYILE CAKWEBE	6	0,000%
MRS LUCINDA LOURENS	6	0,000%
MR THAMSANQA BUTHELEZI	6	0,000%
MISS SINDISIWE MASINGA	6	0,000%
MR TIYANI CHUMA	6	0,000%
MISS SIPHELELE MSWELI	6	0,000%
MISS KGOHATSO MATLHAELA	6	0,000%
MR SANDILE MICHAEL BHENGU	6	0,000%
MS TEBOGO TSHENGIWE	6	0,000%
MR TSHEPO CHABALALA	6	0,000%
MISS NOMVULA MNGADI	6	0,000%
MISS NKOSIKHONA HLATSHWAYO	6	0,000%
MISS NANDE SIBENI	6	0,000%
MR ELIAS THELETSANE	6	0,000%
MRS CHRISTA VERSTER	6	0,000%
MR WESLEY BARKLEY	6	0,000%
MISS ATHINI YEYE	6	0,000%
MR MORENA MOKOENA	6	0,000%
MR MATHIAS GUIDAO-OAB	6	0,000%
MISS MOSOBANE RAMOUTSWANE PR UDENCE	6	0,000%
MR MPHO MUDAU	6	0,000%
MR JARED NAIDU	6	0,000%
MISS LETHABO KHARIVHA	6	0,000%
MR BAYANDA LUTHULI	6	0,000%
MR GEORGE HLONGWANE	6	0,000%
MR RIDWAN VAWDA	6	0,000%
MR ZAMANI GORDON MWELASE	6	0,000%
MR EMMANUEL LESUDI	6	0,000%
MR MICHAEL NDLAZI	6	0,000%
MR MONGEZI NTOBE	6	0,000%
MR SIYABONGA VICTOR GABA	6	0,000%
MR BLESSING NDLOVU	6	0,000%
MR SFISO MDAKANE	6	0,000%
MR GAOPALELWE MOGOTSI	6	0,000%
MRS MAKOSAZANA AIR	6	0,000%
MR KWAME ADZATIA	6	0,000%
MISS ESDTJFY BOPHELA	6	0,000%
MR JOHANNES KOMANE	6	0,000%
MISS AMANDA GAMA	6	0,000%
MR NJABULO DUBE	6	0,000%
MR NHLAKANIPHO NTULI	6	0,000%
MISS NONKULULEKO MDHLALOSE	6	0,000%
MS QHAKAZILE ANGEL MAKHUBO	6	0,000%
MR DEAN WYNGAARD	6	0,000%
MR COMFORT KGANYAGO	6	0,000%
MR SASHA JOUBERT	6	0,000%
MR CALVIN MATAMELA	6	0,000%
MR BANELE MAKHANYA	6	0,000%

Full Name	Shareholder Balance (number of shares)	Shareholder Balance %
MR SIYABONGA SHABALALA	6	0,000%
MR CLINT MANCA	6	0,000%
MRS ZIKHOLISILE DLAMINI	6	0,000%
MISS PRECIOUS SITHOLE	6	0,000%
MR CALRICK BADENHORST	6	0,000%
MR ROMARIO BIYELA	6	0,000%
MS SEKAI DEBRA MUKOMBERO	6	0,000%
MRS JUANE-MARI JV RENSBURG	6	0,000%
MISS AMANDA NGCOBO	6	0,000%
MISS NODUMO MCELENI	6	0,000%
MRS ZANDILE RALINTJA	6	0,000%
MRS TEBOGO RAMAHUMA	6	0,000%
MR ASANDA BLOSE	6	0,000%
MR ANDILE BUTHELEZI	6	0,000%
DR LEANDRI TAINO	6	0,000%
MR HUGH MURRAY	6	0,000%
MS THANDOKAZI MACEBA	6	0,000%
MR TINASHE MUVAKI	6	0,000%
MR NAK CHARIS	6	0,000%
MR LUNGANI MKHWANAZI	6	0,000%
MS MISCHA DE KLERK	6	0,000%
MS DINEO CHETSANE	6	0,000%
MR WALTER NKWINIKA	6	0,000%
MR SIPHESIHLE MUYENI	6	0,000%
MR LINDOKUHLE MHLONGO	6	0,000%
MR NATAN OLIVIER	6	0,000%
MR CLEMENT OLIFANT	6	0,000%
MR NTUTHUKO NENE	6	0,000%
MR SHUMAEL PATEL	6	0,000%
MR NDIKHO NAKO	6	0,000%
MR SENZO MTHEMBU	6	0,000%
MR LUNGANI KHUMALO	6	0,000%
PROF SIPHOSETHU MAKANANDA	6	0,000%
MR LESEGO SEBESHO	6	0,000%
MS CHRISTINA NOMTHANDAZA MAGAGULA	6	0,000%
MS THENJIWE SITHOLE	6	0,000%
MISS SMILWESIHLE MTSHALI	6	0,000%
MISS MASEGO LETSOKO	6	0,000%
MISS JOYCE MNYAKENI	6	0,000%
MR SETUMO MATLALA	6	0,000%
MISS HLONIPHILE MOTLHABANE	6	0,000%
MR THABANG OONE	6	0,000%
MR KHULEKANI LUCAS MSIBI	6	0,000%
MS NONDUMISO MAKINANA	6	0,000%
MR SIMPHIWE NGEMA	6	0,000%
MR CHRISTOPHER MOGAJANE	6	0,000%
MISS SESETHU MATSHIQI	6	0,000%
MR NOZA BALOYI	6	0,000%
MR CHURCHILL KUMALO	6	0,000%
MISS NOMFUNDO SITOLE	6	0,000%

Full Name	Shareholder Balance (number of shares)	Shareholder Balance %
MR SIYAVUYA KWEZI	6	0,000%
MR QUINTIN STAPELBERG	6	0,000%
MISS ZINGCE MATSHOBONGWANA	6	0,000%
MR WILLIAM DANNY SIBANYONI	6	0,000%
MISS NKHENSANI NGOMANE	6	0,000%
MR VUKANI CELE	6	0,000%
MS TSAKANI CHAUKE	6	0,000%
MR MOROKE MOFOKENG	6	0,000%
MR TANKISO MOSIA	6	0,000%
MR NHLANHLA NTSIBANDE	6	0,000%
MR MATLAKALA MLOMBO	6	0,000%
MISS UNABO HLELA	6	0,000%
MS MAKHOSAZANE LINDELA MBATHA	6	0,000%
MR BANDILE GUMEDZE	6	0,000%
MR MDUDUZI ZACA	6	0,000%
MS ITUMELENG MOSHOADIBA	6	0,000%
MS SINENHLANHLA GUMEDE	6	0,000%
MS TSHWARELO WINNIE MALEPE	6	0,000%
MISS HLENGIWE NDLELA	6	0,000%
MR CHRISTOFFEL KRUGER	6	0,000%
MRS NEO NTHOESANE	6	0,000%
MR ERIC MRAWUZELI	6	0,000%
MR SIMPHIWE DHLAMINI	6	0,000%
MR STEPHAN SIEBERHAGEN	6	0,000%
MRS MANTWA DUBE	6	0,000%
MISS KEITUMETSI TSELANNGWE	6	0,000%
MISS SINGITA SEBE	6	0,000%
MR GEOFFREY STANNARD	6	0,000%
MR THOKOZANI MDLETSHI	6	0,000%
MR NKONZO NGCOBO	6	0,000%
MRS CYNTHIA MPHUTHI	6	0,000%
MS NONTOBENGO NGCOBO	6	0,000%
MISS NAZEEMA SISHI	6	0,000%
MR POGISO MOSELAKGOMO	6	0,000%
MS ZEKHETHELO MBATHA	6	0,000%
MISS CHARISSA AMADEA VILJOEN	6	0,000%
MS REBECCA KUNENE	6	0,000%
MS SINDISWA MNDELA	6	0,000%
MR THABANG VUMA	6	0,000%
MR SIYABONGA KHANYILE	6	0,000%
MS VIKELIWE MCHUNU	6	0,000%
MS NOMFUNDO ZONDI	6	0,000%
MR SIZWE VILAKAZI	6	0,000%
MS NONKULULEKO MTAMBO	6	0,000%
MR BRAHM DE BRUIN	6	0,000%
MR BONGANI SIBANYONI	6	0,000%
MR LESIBA MOOKA	6	0,000%
MR NELISA BLESSING MADLALA	6	0,000%
MS LEBOHANG KOKO	6	0,000%
MRS NTOMBIYENHLANHLA DUMAKUDE	6	0,000%

Full Name	Shareholder Balance (number of shares)	Shareholder Balance %
MR SPHEPHELO KHANYILE	6	0,000%
MISS NOKUKHANYA KANYILE	6	0,000%
MR MOHAMED OOSMAN	6	0,000%
MISS LEHLOHONOLO MALEMA	6	0,000%
MS STHEMBISO MBATHA	6	0,000%
MR VUSI DIAS KHANYILE	6	0,000%
MS BONOLO RAKALE	6	0,000%
DIE SMW TRUST	6	0,000%
MS THANDEKILE MBHELE	6	0,000%
MS ZINHLE MKHWANAZI	6	0,000%
MR SANELE MTHEMBU	6	0,000%
MISS KATLEGO SEROBATSE	6	0,000%
MS PHASWANE DIBAKWANE	6	0,000%
MR ITUMELENG MOLEKWA	6	0,000%
MR THABISO NJOKO	6	0,000%
MR SENZO MASHALE	6	0,000%
MISS STHEMBILE MKHIZE	6	0,000%
MISS LYDIA MAGGY MASHILOANE	6	0,000%
MRS LILLY KRONMOLLER	6	0,000%
MR NKOSIYAZI KHUMALO	6	0,000%
MRS ANDISWA JAKO	6	0,000%
MS NOMAGUGU MKWANAZI	6	0,000%
MRS NOMALUNGELO NTOBELA	6	0,000%
MR EZEKIEL MONTSHWE	6	0,000%
MS MBALENHLE LUTHULI	6	0,000%
ADMOR OF HENRY HAROLD BLAKELEY	5	0,000%
THE ESTATE OF MENDY SMITH +	5	0,000%
TETRA PAK LIQUID PACKAGING (PTY)	5	0,000%
MUNIBA PANDOR	5	0,000%
MR EBRAHIY SOLEMAN SEEDAT	5	0,000%
THE ESTATE OF NATALIE COATES	5	0,000%
EMPANGENI PLANTERS ASSOCIATION	5	0,000%
MRS SALMA TAKOLIA	5	0,000%
THE ESTATE OF ESTATE LATE DOROTHY	5	0,000%
MRS BRIANNE RUSSELL DOWNARD	5	0,000%
BERSOL INVESTMENTS CC	5	0,000%
MRS VALERIE CLAIRE WISE +	5	0,000%
MISS SUMAYYA AHMAD MIA	5	0,000%
MNR ALEXANDER FLORIS BARNARD	5	0,000%
MR MARK HENNING	5	0,000%
MEV JOHANNA WILHELMINA CAMERON	5	0,000%
MR YUNUS HASSAM SACOOR	5	0,000%
THE ESTATE OF IRENE HORWOOD +	5	0,000%
MISS CORAL LEILA DURRHEIM	5	0,000%
MR KEITH LEAF KNIGHT	5	0,000%
MR PHILIP SCHEIN	5	0,000%
MR RASHID AHMED MOOSA HASSAM	5	0,000%
{MINES} BENEFIT SOCIETY(IAM)	5	0,000%
MRS MARY LOUISE CLARKE	5	0,000%
MR TIMOTHY HARRIS	5	0,000%

Full Name	Shareholder Balance (number of shares)	Shareholder Balance %
MR STEVEN LEE GRUZD	5	0,000%
MEV ELDA ELIZABETH MULLER	5	0,000%
THE ESTATE OF DAVID BERNARD KRAMER	5	0,000%
MR MOHAMMED ISMAIL MULLA	5	0,000%
MR ROSHAN RANJIT SINGH	5	0,000%
MRS AUDREY MAY ROSE-INNES	5	0,000%
MR NAMRATA SUNKEL	5	0,000%
MR SEAN CHARLES MCCARTHY	5	0,000%
MR MERVYN ALAN WEBSTER	5	0,000%
MR ANDREW PAUL WILKS	5	0,000%
MRS SHEILA KATHLEEN FRANKISH	5	0,000%
MR BOITUMELO MONJA	5	0,000%
MR WILLEM ENGELBRECHT	5	0,000%
MR VISHENDRA SEWBARAN	5	0,000%
MR DAWID BRINK	5	0,000%
MR SIPHESIHLE MAKHANYA	5	0,000%
MR ARNAUD DU TOIT	5	0,000%
MRS EVELYN NAIDOO	5	0,000%
MR AIDEN MULLER	5	0,000%
MR TAKALANI GEOFF MCBRID E	5	0,000%
MR KEVIN VAN STRAATEN	5	0,000%
MR DANIEL SADIKI	5	0,000%
SBSA NON RES CENTRE BRAAMFONTEIN	5	0,000%
MR GUY THORP	5	0,000%
MRS JENNIFER MOOLMAN	5	0,000%
MR TONY KARTSOUNIS	5	0,000%
MISS MEGAN TIPPS	5	0,000%
MR MARUPUTLA WELLINGTON SEHLAPELO	5	0,000%
MR ANANDAN GOVENDER	5	0,000%
MR MARK E SCHULZ	5	0,000%
MR EWAN H DE BEER	5	0,000%
MR LOCHNER GERHARDUS JOUBERT	5	0,000%
MRS GENEVIEVE QUINTON	5	0,000%
MISS HLENGIWE DHLAMINI	5	0,000%
MR ARNOLD MFUNDO NDAMASE	5	0,000%
MISS ZODUMO GOOLA	5	0,000%
MR THATOYAONE MOSEKI	5	0,000%
MR ASHWIN VAN DER MERWE	5	0,000%
MS CHARMAINE MAGADANI	5	0,000%
MR SANDILE MPANZA	5	0,000%
MR MARVEN MATSANE	5	0,000%
MR SOLOMUZI SIKHOSANA	5	0,000%
MR ARCHIBALD RAMOSA	5	0,000%
MR TEBOGO SAMUEL MODIPANE	5	0,000%
MR NGATHA MASENYA	5	0,000%
MR SIBONGISENI MTHEMBU	5	0,000%
MR LINDANI MATSHINGA	5	0,000%
MR ULRICH RABE	5	0,000%
MISS MAKGETHOA PHETLA	5	0,000%
MR SISEKO MTUTU	5	0,000%

Full Name	Shareholder Balance (number of shares)	Shareholder Balance %
MISS MINENHLE BUTHELEZI	5	0,000%
MISS JABULILE MBHELE	5	0,000%
MISS NOKUPHIWA JILI	5	0,000%
MRS MARIA MONARENG	5	0,000%
MISS DIKELEDI MOTAUNG	5	0,000%
MR BAVUYISE NDABA	5	0,000%
MR MICHAEL MADLALA	5	0,000%
MR KHAYALETHU MPEPO	5	0,000%
MR SIPHELELE MDLETSHI	5	0,000%
MR SIYATHOKOZA ZAKWE	5	0,000%
MS ZAMA NGCOBO	5	0,000%
MISS NONKULULEKO MBATHA	5	0,000%
MR BONGANI NDLOVU	5	0,000%
MRS IMELDA NOMALINDE TONGO-FUTHO	5	0,000%
MS MUSUSUMELI MAKHUVHA	5	0,000%
MRS COLETTE MOLENAAR	5	0,000%
MR SIMEON NIZAMOV	5	0,000%
MR JAMEEL BARNES	5	0,000%
MR QUINTON TSETSEWA	5	0,000%
MR MDUDUZI MKHABELA	5	0,000%
MR SLOVO MAGIDA	5	0,000%
MR BONGIMPILO SITHOLE	5	0,000%
MR SIYABONGA NXUMALO	5	0,000%
MR XOLA MADODA MZAZA	5	0,000%
MR MAYANDISWE TERRENCE NENE	5	0,000%
MR CHARLES MKHIZE	5	0,000%
MR TANDOLWETHU MYEZO	5	0,000%
MS IVY LETSOALO	5	0,000%
MISS MIRRANDA NHLAPO	5	0,000%
MISS SIZAKELE MAKHATHINI	5	0,000%
MR ASANDA GWARUBE	5	0,000%
MRS ROFHIWA PATRICIA NELUKALO	5	0,000%
MISS MBALI BEAULA MLANGENI	5	0,000%
MR MOSIMANEGAPE MESHACK SEREETSI	5	0,000%
MISS THABISILE URSULA HLONGWANA	5	0,000%
MRS ZEINATH MAHOMED	5	0,000%
MR TEBOGO MPHUTHI	5	0,000%
MR MORNE VOS	5	0,000%
MISS WENDY WITBOOI	5	0,000%
MISS NTSOAKELENG KHAUOE	5	0,000%
MR ARNOLD BOTHMA	5	0,000%
MR LEHLOGONOLO MAHUMA	5	0,000%
MR FEZILE MAHLAHLA	5	0,000%
MISS SISY BOHLELA	5	0,000%
MISS THEMBISILE MARGARET GAMEDE	5	0,000%
MR BONOLO MOSOLA	5	0,000%
MISS SINOTHANDO MTETWA	5	0,000%
MISS AMAHLE MDLAMZA	5	0,000%
MISS SESETHU DLUNGWANA	5	0,000%
MR KHETHOKUHLE ZWANE	5	0,000%

Full Name	Shareholder Balance (number of shares)	Shareholder Balance %
MR NGCEBO ZOLANI MYAMYA	5	0,000%
MR NQOBILE BRIGHT WONDER MBAMBO	5	0,000%
MR RIDWAAN ABDULLAH	5	0,000%
MISS SAVANAE' VORSTER	5	0,000%
MISS KHONA SLATSHA	5	0,000%
MR YUSUF ALLY MUCKTOOM	5	0,000%
MR YUSUF PATEL	5	0,000%
MR THATO SEILAMASHI	5	0,000%
MR LEMOHANG HLASA	5	0,000%
MRS AMANDA LONDEKA MKHIZE	5	0,000%
MISS MINENHLE SIKOBI	5	0,000%
MR SAKHIWO MKWEBULA	5	0,000%
MISS XOLA NGUZO	5	0,000%
MISS PHINDILE MKHWEBANE	5	0,000%
MRS NOMBUSO CHAPHI	5	0,000%
MR JOHANNES STEYN	5	0,000%
MISS NYAKALLO NCHELA	5	0,000%
MR AKSHAY RAMPATHA	5	0,000%
DR SAMUEL PAUL KINYUA KARIUKI	5	0,000%
MISS THANDOLWETHU MBATHA	5	0,000%
MRS ELANA MOORE	5	0,000%
MISS BOITUMELO RAMAKHULA	5	0,000%
MISS MPHILE PATRICIA NKOSI	5	0,000%
MS PHUMZILE MABULA	5	0,000%
MR ZAHEER MOODLEY	5	0,000%
MISS TANDOKAZI ZONDANI	5	0,000%
MRS QONDENI ZUNGU	5	0,000%
MS SHARON MUKWEVHO	5	0,000%
MR MNCEDISI XABA	5	0,000%
MR KEVIN TWINAME	5	0,000%
MS TENDANI MUDAU	5	0,000%
MS GLADNESS MODIBA	5	0,000%
MR MBUYISENI NGWENYA	5	0,000%
MISS SAZISWA PORTIA NTULI	5	0,000%
MR AYANDA TSHABALALA	5	0,000%
MS AAMIRAAH BROWN	5	0,000%
MR VICKASH BOODHOO	5	0,000%
MISS PINKY NGEMA	5	0,000%
MR LERATO MOKOENA	5	0,000%
MS IPELENG MOHOLANE	5	0,000%
MR DOMINIQUE MALESA	5	0,000%
MS AFIKA MYOYO	5	0,000%
MRS XOLISILE HLONGWA	5	0,000%
MRS MATSHEDISO MPOTJE	5	0,000%
MS NTOKOZO SIBEKO	5	0,000%
MRS MATSHITWE JERMINA MOSHOADIBA	5	0,000%
MR SBUSISO KHUMALO	5	0,000%
MR JOHAN BOTHA	5	0,000%
MISS NTOBEKO HLATSHWAYO	5	0,000%
MRS GERALDINE MOMMEN	5	0,000%

Full Name	Shareholder Balance (number of shares)	Shareholder Balance %
MR NJABULO GCINA	5	0,000%
MR JANDR RADEMEYER	5	0,000%
MISS REATILE YAHLULA MOENG	5	0,000%
MISS NOSIPHO SONTLAKA	5	0,000%
MR PHILANI MCHUNU	5	0,000%
MR NOAH SHELDON	5	0,000%
DR LINDOKUHLE MHLONGO	5	0,000%
MISS SELEMENG SELOANE	5	0,000%
MR TERTIUS PARROTT	5	0,000%
MR GOMOLEMO VUKEYA	5	0,000%
MS AMBRUCIA SELOLE	5	0,000%
MR NQOBANI SOSIBO	5	0,000%
MR MOEMISE JUSTICE MMUTLE	5	0,000%
MISS MARCIA MASHUBA	5	0,000%
MR NKOSINATHI MOSALA	5	0,000%
MR LUKE TOMLINSON	5	0,000%
MISS ESTHER MODISELLE	5	0,000%
MR VISHEN PILLAY	5	0,000%
MISS SETHABILE NGUBANE	5	0,000%
MR SIFISO GUMEDE	5	0,000%
MR LEHLOHONOLO TWALA	5	0,000%
MR TAVIS GEERINGH	5	0,000%
MISS XOLILE MVUBU	5	0,000%
MR CAMERON MARIMUTHU	5	0,000%
MISS SPHESIHLE DLAMINI	5	0,000%
MR SIMTHEMBILE NTUSI	5	0,000%
MR TSELANYANA MAKOLA	5	0,000%
MR MASIVUYE BLESS	5	0,000%
MR GODWILL THABISO RANTSHO	5	0,000%
MR NHLANHLA MEYIWA	5	0,000%
MR SANDILE NJAKAZI	5	0,000%
MISS DUDUZILE KHUZWAYO	5	0,000%
MISS CHWAYITA MAKASI	5	0,000%
MRS MARY-JANE KOTOANE	5	0,000%
MISS NTANDOKAZI GEBE	5	0,000%
MR NKOSINATHI THABETHE	5	0,000%
MISS DIKELEDI RAMAFALO	5	0,000%
MISS NTOKOZO NCWANE	5	0,000%
MR NKOSINATHI HLOPHE	5	0,000%
MR THABANG MATHULE	5	0,000%
MISS HLANZEKA NKOSI	5	0,000%
MR ANDRE BARKER	5	0,000%
MR KHULEKANI JACOB MKHABELA	5	0,000%
MISS BONGEKA SINUKELA	5	0,000%
MR EDEN BEN MICHAEL GROSS	5	0,000%
MS THANDEKA PRISCA MVUYANA	5	0,000%
MS MAHLATSI KADIKA	5	0,000%
MR MXOLISI VICTOR SHANGE	5	0,000%
MISS FULUFHEDZANI SAVHASA	5	0,000%
MISS SILINDILE NZAMA	5	0,000%

Full Name	Shareholder Balance (number of shares)	Shareholder Balance %
MR NATHI MNIKATHI	5	0,000%
MR WILLIAM KEKANA	5	0,000%
MRS SALONA BHUGWANTDEEN	5	0,000%
MR POLOKO KUTLWANO MERE	5	0,000%
MR SUNDAY NKOLOTI	5	0,000%
MS KABELO MABASA	5	0,000%
MR THABANG MOABI	5	0,000%
MISS MAMELLO RABORIFI	5	0,000%
MS SINDISWA NENE	5	0,000%
MR NKOSINATHI NHLEKO	5	0,000%
MISS SIMANGELE LIZEKA NTIMBANE	5	0,000%
MR SPHELELE MYENI	5	0,000%
MS ACCORDANCE SIPHIWE MATHEBULA	5	0,000%
MR KEOAGILE NTSANA	5	0,000%
MR MALIBONGWE MAJOLA	5	0,000%
MR WANDILE PASMENE	5	0,000%
MR LEIGHTON WITBOOI	5	0,000%
PROJECT ENGINEERING CONSULTANTS PTY	5	0,000%
MISS NOZIBELE MANYOSI	5	0,000%
MS MAMOSANE MOKHINE	5	0,000%
MRS ROCHELLE WILLIAMS	5	0,000%
MR SABELO MAZIYA	5	0,000%
MR MOEMELI PHORIE	5	0,000%
MR THUTHUKANI WANDA	5	0,000%
MR THAPELO MATSIELI	5	0,000%
MS FELICIA MABONA	5	0,000%
MR ROBIN FESTER	5	0,000%
MRS SIBONGILE NXUMALO	5	0,000%
MISS BABALWA TETYANA	5	0,000%
MISS ZANDILE DOLLY MTHIYANE	5	0,000%
MISS ZAMANENE NENE	5	0,000%
MS KHOPOTSO LETOANE	5	0,000%
MR LINDOKUHLE XULU	5	0,000%
MISS RIVONINGO SIHLANGU	5	0,000%
MISS FELICIA LESEGO MAREMA	5	0,000%
MS THANDELENI BIYASE	5	0,000%
MR TENDAI ZHUWAWO	5	0,000%
MR KAMOGELO MAKONYE	5	0,000%
MS MPHO MASINDI	5	0,000%
MR PATRICK XABA	5	0,000%
MR SBONELO DLAMINI	5	0,000%
MISS OKUHLE MAZIBUKO	5	0,000%
MR ORAPETSWE KGOPANA	5	0,000%
MR IPFI SIKHIPHA	5	0,000%
MS LINDIWE MAJEKE-MAZIBUKO	5	0,000%
MS TSHEPISO KEKANA	5	0,000%
MISS MBALI MTHEMBU	5	0,000%
MR THABANI MHLONGO	5	0,000%
MR UDUAK JOHNSON	5	0,000%
MS MALEBO MADISHA	5	0,000%

Full Name	Shareholder Balance (number of shares)	Shareholder Balance %
MISS NONTOKOZO THANGO	5	0,000%
MR SAM SITHOLE	5	0,000%
MS NTOMBIZONKE NHLUMAYO	5	0,000%
MR WISEMAN SIPHO THWALA	5	0,000%
MISS NOTHANDO KHUZWAYO	5	0,000%
MS LINDIWE RAMBAU	5	0,000%
MRS TSHINYELO MARIA MUCHUANE	5	0,000%
MR NDUMISO JELE	5	0,000%
MS DZANA MNCWABE	5	0,000%
MR MAKUBA SELEPE	5	0,000%
MR SIXOLILE TIDA	5	0,000%
MR NHLANZEKO NDIMANDE	5	0,000%
MR IRVIN MOABI	5	0,000%
MS NGAARENDWE MUTAVHATSINDI	5	0,000%
MISS NOKONWABA PALAZA	5	0,000%
MR SABELO TSHABANGU	5	0,000%
MISS GLORIA MAKHANANE MAWELA	5	0,000%
MISS KHANYISA AMEERA MDABULA	5	0,000%
MS PHUMZILE SIBEKO	5	0,000%
MRS GCINILE SIHLOBO	5	0,000%
MR VUYO ZUMA	5	0,000%
MS WENDY MBATHA	5	0,000%
MRS NOLUTHANDO MANCI	5	0,000%
MS THULILE MBHELE	5	0,000%
MRS HALIMA KARIM	5	0,000%
MISS NAMITHA JERRYLALL	5	0,000%
MS DINEO TLADI	5	0,000%
MR MANQOBA TSHABALALA	5	0,000%
MS CINDY TWALA	5	0,000%
MRS ANITHA NAICKER	5	0,000%
MISS NONKULULEKO NGEMA	5	0,000%
MR SAMKELO MBAMBO	5	0,000%
MS ME THULARE	5	0,000%
MISS THANDOKUHLE MSIBI	5	0,000%
MR SIYABONGA LUKHELE	5	0,000%
MS MAGDALENE MAKHUBEDU	5	0,000%
MR MZWANDILE MBUYAZI	5	0,000%
MR TM KGOMO	5	0,000%
MISS JULIET MANENJI	5	0,000%
MS NOKUBONGA TRULLY NDLOVU	5	0,000%
MR SHANDUKANI MARUNGA	5	0,000%
MRS PRUDENCE TSHABALALA	5	0,000%
MR MUNANGIWA RAGIMANA	5	0,000%
MS NOSIPHAMANDLA RASIMENI	5	0,000%
MS TUMISANG MATHEBULA	5	0,000%
MR YAMKELA NGEWU	5	0,000%
MS AMANDA NONKENGE	5	0,000%
MS FREDAH CHIRWA	5	0,000%
MR ENRIQUE SLAVA	5	0,000%
MR TSHIDISO GIFT MUTLE	5	0,000%

Full Name	Shareholder Balance (number of shares)	Shareholder Balance %
MISS NONTYATYAMBO AMANDA VUSANI	5	0,000%
MR MINENHLE KHALISHWAYO	5	0,000%
MR NATHAN SHUTTLEWORTH	5	0,000%
MS PUMEZA MELANE	5	0,000%
MR MNQOBI NTULI	5	0,000%
MR BANDILE MTHEMBU	5	0,000%
MR SONDI NKWANA	5	0,000%
MR MPHO MOABELO	5	0,000%
MS RUDZANI MUOFHE	5	0,000%
MS FHULUFHELO PHARAMELA	5	0,000%
EXORS OF ELLEN RUSSELL DECD	4	0,000%
THE ESTATE OF WALTER WILLIAM SCHOCH	4	0,000%
MR ERNEST JACOBUS MARAIS DE LA	4	0,000%
MR GRANT MARCUS RUTENBERG	4	0,000%
MISS TASNEEM FAROUK NOSARKA	4	0,000%
MR HELMUT KRONINGER	4	0,000%
THE ESTATE OF ROSE ROSEN +	4	0,000%
THE ESTATE OF THOMAS DOUGLAS	4	0,000%
MR ABDUL KADER AMOD	4	0,000%
MR JOHANNES CHRISTOFFEL VON SOLMS	4	0,000%
MR JUSTIN PHILIP COOMBES	4	0,000%
THE ESTATE OF WILLIAM EDWARD	4	0,000%
MRS DENISE ANN GLENNIE	4	0,000%
MISS HAFIZA SULIMAN BHAMJEE	4	0,000%
MR ISMAIL EBRAHIM MAYAT	4	0,000%
GERMISTON MUNICIPAL RETIREMENT FUND	4	0,000%
MRS MARY NANETE WESSELS	4	0,000%
MISS FATIMA ABDUR REHMAN MIA	4	0,000%
MRS FATHIMA HAFJEJEE	4	0,000%
MRS GLYNIS ANN FABER +	4	0,000%
MISS AAYESHA YOUSUF ISHAAK MIA	4	0,000%
MR MICHAEL GEORGE MURRAY	4	0,000%
MR MICHAEL JANSEN VAN VUUREN	4	0,000%
ESTATE LATE EVELYN MAUD BALKWILL +	4	0,000%
DR CARL JOHANN SCHULTZ	4	0,000%
STANLEY LEONARD HOOPER U/D	4	0,000%
MR PETER ITALO BERNICCHI	4	0,000%
MRS MAVIS MILLICENT JAKINS	4	0,000%
MR ROBIN JAKINS	4	0,000%
MRS FATIMA HAFJEJEE	4	0,000%
MR REUBEN MILLER	4	0,000%
MR COLIN JOHN MILNER WOOD	4	0,000%
MR DENIS ROBERT LYNE +	4	0,000%
MR GLEN IRA AQUADRO	4	0,000%
MR EVERHARDUS JOHANNES RUST	4	0,000%
MEV ANN ALICE GUNNING	4	0,000%
THE ESTATE OF MARC ANTHONY BOULLE +	4	0,000%
MISS JOANNE ROSMARIN	4	0,000%
THE ESTATE OF ROSE LEO +	4	0,000%
MR PETROS KATERGARAKIS	4	0,000%

Full Name	Shareholder Balance (number of shares)	Shareholder Balance %
MR LEONARD ANTON BENZON	4	0,000%
MS JANE ELIZABETH WILTSHIRE	4	0,000%
THE ESTATE OF CECILY MARY HARDINGE	4	0,000%
THE ESTATE OF ANN WILSON GARDNER +	4	0,000%
THE ESTATE OF DESMOND JAMESON	4	0,000%
MRS LYNETTE JEAN RYAN	4	0,000%
MR GRAHAM ATTWOOD	4	0,000%
MR RODNEY WAYNE	4	0,000%
MR BERNARD MARIE ROBERT	4	0,000%
MR HILTON FITZ HUGH ELLIOTT	4	0,000%
ISMAIL VALLIE	4	0,000%
MR DANIEL JAMIESON BARNARD	4	0,000%
MR KEVIN KRUGER	4	0,000%
MR FLORIS BAKER	4	0,000%
MR TYRONE NAIDOO	4	0,000%
MR MARIO PIRES	4	0,000%
MRS ILSE BOSHOF	4	0,000%
MISS JANI PRETORIUS	4	0,000%
MR GEEVARUTHNUM VICTOR	4	0,000%
MR WILLIAM MOGASHOA	4	0,000%
MR FIKILE MBANE	4	0,000%
MR DAVID WATSON	4	0,000%
MR DARREN VERMEULEN	4	0,000%
MISS MICHAELA SWANSON	4	0,000%
MR MORNE VENTER	4	0,000%
MR DAVID SCHNEIDER	4	0,000%
MR WAYNE KERSHAW	4	0,000%
MR ALBERTUS BASSON	4	0,000%
MS FATHIMA MOOSA	4	0,000%
MR MICHAL BOSCH	4	0,000%
MR THEMBA NENE	4	0,000%
MR SHUAIB NAKHOODA	4	0,000%
MR JOHANNES FREDER IK JANSE VAN	4	0,000%
MRS NOKULUNGA PHAHLANE	4	0,000%
MRS MARI-ANTONETTE VAN DER WALT	4	0,000%
MR JULIO CAMM	4	0,000%
THE GET COMPANY (PTY) LTD	4	0,000%
MR THEMBA NKOSI	4	0,000%
MISS JUDITH COETZER	4	0,000%
MR RENIER BOTHA	4	0,000%
MRS SURETHA VOGEL	4	0,000%
MR YURESHIN NAICKER	4	0,000%
MS MBILUDZIAVHAVHA MILDRED MANDAVHA	4	0,000%
MS GOMOTSANANG MOJA	4	0,000%
MR WILLIE NEL	4	0,000%
MS NOMPUMELELO NTIBANE	4	0,000%
MRS NOMFUNDO MADLALA	4	0,000%
MISS MORORISENG MAKWELA	4	0,000%
MISS JEANNE-MARIE GROBBELAAR	4	0,000%
MR ANESHAN NAIDOO	4	0,000%

Full Name	Shareholder Balance (number of shares)	Shareholder Balance %
MISS NOKUTHULA MKHIZE	4	0,000%
MISS AMOGELANG MOROKA	4	0,000%
MISS ANELE DLAMINI	4	0,000%
MR LUNATHI GENUKILE	4	0,000%
MISS TONDANI MANNGO	4	0,000%
MISS NONTOBEKO ZUMA	4	0,000%
MR GEORGE RODNEY GREEN	4	0,000%
MISS LISA DEYCE	4	0,000%
MR WANDRE NEL	4	0,000%
MS ELIZABETH MOOKI	4	0,000%
MR JABULANI NTOMBELA	4	0,000%
MR SIBUSISO GOODENOUGH NTOMBELA	4	0,000%
MR SIPHO MASEKO	4	0,000%
MISS NONTOKOZO NKOSI	4	0,000%
MISS PHILISIWE MKHABELA	4	0,000%
MR NHLAKANIPHO ABUBAKER NCWANE	4	0,000%
MISS NOMZAMO MNGOMA	4	0,000%
MR VICTOR ROELOFFSE	4	0,000%
MISS CEBOLINI MTETWA	4	0,000%
MR TEBOGO MPHAHLELE	4	0,000%
MISS LONDIWE MSOMI	4	0,000%
MISS MAKOSHA MASHAPHU	4	0,000%
MISS NALEDI MMOTLANA	4	0,000%
MR ROYAL MADIBA	4	0,000%
MR MANGOEDI MOSA KGARI	4	0,000%
MR MOTHEO KOTSEDI	4	0,000%
MR BRIAN SIPHIWE NXUMALO	4	0,000%
MISS NOTHILE SABELO MKHWANAZI	4	0,000%
MISS AMANDA NOSIPHO NDLOVU	4	0,000%
MISS SASHA GROENEWALD	4	0,000%
MISS BONILE GODLOZA	4	0,000%
MR RONALD MUKOYI	4	0,000%
MR SYDNEY MANANA	4	0,000%
MR LEBOGANG MOTINGOE	4	0,000%
MR CHUMANI MATSHOTYANA	4	0,000%
MR MXOLISI MAURICE MSIMANGA	4	0,000%
MR RENDANI SINGO	4	0,000%
MR HANIF JIBHAI	4	0,000%
MS SITHABILE ZUKE	4	0,000%
MR TSHEPANG MATLHATSI	4	0,000%
MISS HLENGIWE SABATHILE QWABE	4	0,000%
MR NALEDI MOTSHEKGA	4	0,000%
MR GIVEN BAFEDI	4	0,000%
MR DYLAN VAN HEERDEN	4	0,000%
MS THULISILE MNCUBE	4	0,000%
MR NIKI JAY VAN NIEWENHUIZEN	4	0,000%
MISS SHEILA MATSEKE	4	0,000%
MISS UVIWE HLOTYWA	4	0,000%
MR RISHAAD SINGH	4	0,000%
MR ANDRIES DUBE	4	0,000%

Full Name	Shareholder Balance (number of shares)	Shareholder Balance %
MR ALFONSO RANDALL SMITH	4	0,000%
MR LUNGELO MTOLO	4	0,000%
MR PIETER JOHANNES BOTHA	4	0,000%
MS OLWETHU MLANZELI	4	0,000%
MR REITUMETSE MOSIKILI	4	0,000%
MRS JANITHA REDDY	4	0,000%
MR KELVIN TENOFF	4	0,000%
MISS KAMOGELO NDEBELE	4	0,000%
MISS KEDUMETSE MAKAPE	4	0,000%
MR MUKELANI SIBUSISO MTHETHWA	4	0,000%
MISS THEMBELIHLE NDLOVU	4	0,000%
MR SIMISO SOKHELA	4	0,000%
MR JASON JOFFA	4	0,000%
MR MACDOWELL KGANTSHANG MPHAKE	4	0,000%
MR THABO BAITSUMEDI	4	0,000%
MISS ELIZABETH MSIMANGO	4	0,000%
MISS GOITSEONE MOELETSI	4	0,000%
MS ASANDA BOOI	4	0,000%
MR MOHAMMED IRSHAAD NAZEER	4	0,000%
MISS TSHEPISO KGAMPHE	4	0,000%
MR NHLAKANIPHO ZONDI	4	0,000%
MISS NOMPUMELELO NGUBANE	4	0,000%
MISS JOANA NCUBE	4	0,000%
MR SBUSISO VUNDLA	4	0,000%
MR BRIAN DITLHAGE	4	0,000%
MR KATLEHO SELAI	4	0,000%
MRS BENEDICTOR MTYU	4	0,000%
MR STEFAN KNIPE	4	0,000%
MISS HLENGIWE MKHIZE	4	0,000%
MR HADLEIGH EADY	4	0,000%
MS LUFUNO NDOU	4	0,000%
MR GLADWIN MNGOMA	4	0,000%
MISS CHARITY MONARENG	4	0,000%
MR SIPHESIHLE KHOZA	4	0,000%
MISS THENJIWE NTULI	4	0,000%
MISS VARAIDZO SABETA	4	0,000%
MISS LORATO MONAISA	4	0,000%
MR LIZO ZULU	4	0,000%
MR THABI MODUTOANE	4	0,000%
MISS THOZAMA VENUS TOM	4	0,000%
MISS NONTANDO LUSHOZI	4	0,000%
MISS PALESA KUBEKA	4	0,000%
MISS FORTUNATE XABA	4	0,000%
MISS DELSEY MOTOLLA	4	0,000%
MR MARTIN VAN BALLEGOOYEN	4	0,000%
MISS SINENHLANHLA MVELASE	4	0,000%
MS HAPPINESS MOFOKENG	4	0,000%
MR SIMPHIWE NDIMANDE	4	0,000%
MS LERATO SEEMELA	4	0,000%
MISS LUNGILE KHESWA	4	0,000%

Full Name	Shareholder Balance (number of shares)	Shareholder Balance %
MR JUAN-JAQUES VAN DER MERWE	4	0,000%
MR REEKANNE MOKOENA	4	0,000%
MR CORNELIUS DU RANDT	4	0,000%
MISS NTWANANO SHIVAMBU	4	0,000%
MR KENNETH MOTSHWENE	4	0,000%
MR XOLANI NXUMALO	4	0,000%
MRS PATRICIA NTOMBIFUTHI NGUBANE	4	0,000%
MR THAROLLO NKONE	4	0,000%
MISS THOLOKUHLE NXUMALO	4	0,000%
ADMIN ZUGO MASUMPA	4	0,000%
MR SENZO NDLELA	4	0,000%
MR MONELL MOMMEN	4	0,000%
MS MASHEGO MASHILO	4	0,000%
MISS JOPPY KGATLE	4	0,000%
MR LINDELANI VIDIMA	4	0,000%
MISS KHAVHARENDWE MUDAU	4	0,000%
MISS BABALWA RORO	4	0,000%
MISS SILINDOKUHLE HLATSHWAYO	4	0,000%
MR FRANS KHUMALO	4	0,000%
MR GUDANI RAPHADI	4	0,000%
MR BUYANG JASTIS MALAGOANE	4	0,000%
MS DINEO HLATSHWAYO	4	0,000%
MR LONWABO NDIBI	4	0,000%
MR TEBOHO NKOANE	4	0,000%
MR THULA SHANGE	4	0,000%
MR SIMPHIWE MTINTSILANA	4	0,000%
MISS KWANELE ZULU	4	0,000%
MISS BANOTHILE KHUZWAYO	4	0,000%
MISS NTOMBIKAYISE MTHEMBU	4	0,000%
MR KWAZI KHUMALO	4	0,000%
MS SITHUMBUMUSA NONKULULEKO KUNENE	4	0,000%
MR KHULISO MAMMBURU	4	0,000%
MS MOOKHO JOSEPHINE KHOANTLE	4	0,000%
MRS THEMBANI MERCIA RAMOKGOLA	4	0,000%
MISS THANDEKILE NXUMALO	4	0,000%
MR JACQUES DU PLESSIS	4	0,000%
MR JOSHUA SELEMELA	4	0,000%
MS NOMTHANDAZO MALINDI	4	0,000%
MR HAMZA PARUK	4	0,000%
MISS FLORENCE TINA MANGOYA	4	0,000%
MISS NONDUMISO NDABA	4	0,000%
MR THABANG FACHE	4	0,000%
MR NKOSINATHI NDABA	4	0,000%
MR COLEEN SIPHAMANDLA KUNENE	4	0,000%
MRS GLORIA MABENA MABENA	4	0,000%
MR LETHLOGONOLO MATJILA	4	0,000%
MRS NKOSINGIPHILE LEMBEDE	4	0,000%
MR ALTON-RAY SEPTEMBER	4	0,000%
MR SANDILE XULU	4	0,000%
MR NQOBA NTSHINGILA	4	0,000%

Full Name	Shareholder Balance (number of shares)	Shareholder Balance %
MS TARRYN HERRINGER	4	0,000%
MS DIKELEDI MOKAMI	4	0,000%
MR SIPHAKANYISWA KHANYILE	4	0,000%
MISS THOBEKA MNCWABE	4	0,000%
MS CLAIRE JANTJIES	4	0,000%
MR CORNELIS VAN DER WESTHUIZEN	4	0,000%
MS RISUNA CHAUKE	4	0,000%
MR LUNGANI CELE	4	0,000%
MISS NOSIPHO NDIMANDE	4	0,000%
MR NAZEER ABDUL HAMID SALEY	4	0,000%
MISS SINDISWA GAVEN	4	0,000%
MRS MARRY KUBHEKA	4	0,000%
MR SPHAKANYISWA REGINALD KHUMALO	4	0,000%
MR DINO MAKWAKWA	4	0,000%
MS NOTHANDO MKHIZE	4	0,000%
MS CWAYITA DIKO	4	0,000%
MR DIFFERENCE MATSANE	4	0,000%
MISS MANGABE NKOGATSE	4	0,000%
MISS ISAGO THEBEYAGAE	4	0,000%
MR KAMOGELO RANTHO	4	0,000%
MR YONGAMA RULUMENTE	4	0,000%
MS LINDY RADEBE	4	0,000%
MR MZAEFANE MKHOMBENI	4	0,000%
MS MKITI KORTJAS	4	0,000%
MR SYABONGA MKIZE	4	0,000%
MS MAHLAHLA THOCHA	4	0,000%
MR BONGINKOSI MHLE	4	0,000%
MS PHINDILE SEME	4	0,000%
MISS THENJIWE MBONA	4	0,000%
MR MONOKO RAKOLOTE	4	0,000%
MISS KGABO MAILULA	4	0,000%
MR JAKOBUS VERMAAK	4	0,000%
MISS NOMFUNDO MSINGAPHANTSI	4	0,000%
MR MASIXOLE MALUSI	4	0,000%
MISS ZIYANDA MTHALANE	4	0,000%
MR SANELE MDLALOSE	4	0,000%
MS NONKULULEKO THWALA	4	0,000%
MR SIHLE MKHIZE	4	0,000%
MR ANDILE NTOMBELA	4	0,000%
MR NTUTHUKO MLITWA	4	0,000%
MR MBULELO MANDINDI	4	0,000%
MR MOEGAMAT THOMPSON	4	0,000%
MS SESETHU MA-AWU	4	0,000%
MR FOSTER MASUHLA	4	0,000%
MR ANDILE NDEBELE	4	0,000%
MR NISHAN RAMCHURAN	4	0,000%
MS JANNET NTOMBELA	4	0,000%
MR BARNABAS MAKALIMA	4	0,000%
MR EPHRAIM MATLALA	4	0,000%
MS ZANELE SHANDU	4	0,000%

Full Name	Shareholder Balance (number of shares)	Shareholder Balance %
MS ZAMASWAZI GAMEDE	4	0,000%
MS ZIMBINI MZAZA	4	0,000%
MR PRINCE HLONGWA	4	0,000%
MS DELISILE SIMELANE	4	0,000%
MR BYRON MATTHEE	4	0,000%
MR BRILLIANCE MOFOKENG	4	0,000%
MS HANNAH NEL	4	0,000%
MISS PHOPHI MUDAU	4	0,000%
MS PHILILE MTEBENI	4	0,000%
MS KEAOLEBOGA MONCHUSI	4	0,000%
MR LINDOKUHLE KHAWULA	4	0,000%
MISS SINGOBILE MPUNGOSE	4	0,000%
MISS MALIHLONONO THEBE	4	0,000%
MS KGAOGELO HLAHLA	4	0,000%
MR RASELEPE NTHELEDI	4	0,000%
MISS AMUKELANI NUKERI	4	0,000%
MR PETERSON SIBIYA	4	0,000%
MISS FIKISWA TSHONGWE	4	0,000%
MRS EUNICE MAKHAYE	4	0,000%
MR TSHAMBILUNI SETG RAMPFUMEDZI	4	0,000%
MR THEMBA LEBESE	4	0,000%
MR SIVUYILE CROUCH	4	0,000%
MR MOHAMMED NAKOODA	4	0,000%
MS NOKUBONGA MKHIZE	4	0,000%
MR CEBANI MHLONGO	4	0,000%
MR KHAYALETHU XABA	4	0,000%
MISS BONGIWE MBHAMALI	4	0,000%
MS SINDISIWE LUTHULI	4	0,000%
MR XOLANI LINDELANI MAKHANYA	4	0,000%
MS SINETHEMBA NOXOLO BABI	4	0,000%
MRS SIYABONGA TIMANE	4	0,000%
MISS PEELETSO MASOME	4	0,000%
MR SIZWE MKABELA	4	0,000%
MR SAM SIBIYA	4	0,000%
MISS THEMBISA MCETYWA	4	0,000%
MS VIOLET SEMASE	4	0,000%
MR VICTOR SIBUYI	4	0,000%
MRS LINDA MASHISHI	4	0,000%
MR STHABISO ZAMA	4	0,000%
MR OBAKENG NDLOVU	4	0,000%
MR SIMON MOJAPELO	4	0,000%
MRS ZANDILE MAUKU	4	0,000%
MR MOSHE MAKAAQA	4	0,000%
MS PATCHA PATEL	4	0,000%
MR SIYABONGA NXUMALO	4	0,000%
MR MATHABATHA SETATI	4	0,000%
MR YAASEEN MOHAMED	4	0,000%
MRS KHOLISWA MOJIKELO	4	0,000%
MR MUSAWAKHE MSOMI	4	0,000%
MR THANDUKWAZI DLAMINI	4	0,000%

Full Name	Shareholder Balance (number of shares)	Shareholder Balance %
MS JOHANNA ELIZABETH KOTZE	4	0,000%
MISS PRETTY MNGUNI	4	0,000%
MS PRECIOUS GUMEDE	4	0,000%
MS PRUDENCE MAUREEN RADINGOANA	4	0,000%
MR AYANDA NGIDI	4	0,000%
MR NHLANHLA NIKWE	4	0,000%
MS ANGISWA QALABA	4	0,000%
MR LIFA GUMEDE	4	0,000%
MR EUGENE NCAYIYANA	4	0,000%
MR EBRAHIM MOHAMED	4	0,000%
MISS KEDITLWAETSE EVA MOSOETSI	4	0,000%
MS NOKWANDA MYENI	4	0,000%
MISS LONWABO MRWETYANA	4	0,000%
MR SIHLE NJIKIJA	4	0,000%
MS MAFOLO MAKABA	4	0,000%
MISS JESSICA NOTYAWWE	4	0,000%
MR APHIWE MAZIBUKO	4	0,000%
MR JONATHAN LE GRANGE	4	0,000%
MR MFUNDO INNOCENT MPANZA	4	0,000%
MR SIYANDA EMMANUEL NCUBE	4	0,000%
MS PHELOKAZI MEMELA	4	0,000%
MR PHILA BUTHELEZI	4	0,000%
MR MZWANNIDILE MOKOENA	4	0,000%
MISS NTSOAKI VERONICA MOKOENA	4	0,000%
MR NELISA SHUGU	4	0,000%
MR MOJALEFA MOJA	4	0,000%
MS ZINHLE MATSEBULA	4	0,000%
MS NTHABISENG NDIMANDE	4	0,000%
MISS BONGISWA AMANDA MSOMI	4	0,000%
MR NEO SEDUMA	4	0,000%
MRS PUSELETSO LEKATE	4	0,000%
MRS NOKUKHANYA MSOMI	4	0,000%
ESTATE LATE CATHARINA ANNA	4	0,000%
EXOR OF WILLIAM BROWN DECD	3	0,000%
MRS OLIVE GERTRUDE ELDRIDGE	3	0,000%
EXOR OF GWENDOLINE MARY GIFFORD	3	0,000%
MRS MARGARET MCINTYRE	3	0,000%
MR MOOSA HASSEN CHIBDA	3	0,000%
MR SIDNEY BLOCK +	3	0,000%
MRS ANN-MARIE MATTHEWS	3	0,000%
MRS AYESHA SULIMAN BHAMJEE	3	0,000%
MISS FAATIMA KASIM MIA	3	0,000%
MRS RAZIA MINTY	3	0,000%
MR JOHN ELLIS	3	0,000%
THE ESTATE OF ALFRED ANSON LLOYD +	3	0,000%
MR GEORGE GILCHRIST LAING	3	0,000%
MRS VIVIAN JOEL CULLINGWORTH	3	0,000%
MR STANLEY LEONARD STOWE	3	0,000%
MRS DAWN PHYLLIS DARBY	3	0,000%
MR NIALL KELLER	3	0,000%

Full Name	Shareholder Balance (number of shares)	Shareholder Balance %
MRS MARGARET HOPE	3	0,000%
MR HUGH DONOVAN COLLIER	3	0,000%
MRS AGNES BOLON	3	0,000%
MR DAVID WHITMORE RICHARDS	3	0,000%
MR BRIAN HUGH SPOTTISWOODE +	3	0,000%
THE ESTATE OF EBRAHIM ESSOP SURTEE	3	0,000%
MRS GABRIELLE LE JEUNE	3	0,000%
MNR GERHARD JOHAN SWART	3	0,000%
MISS ZAAHIDA KASIM MIA	3	0,000%
MRS WENDY ANNE HEATHER	3	0,000%
MR DAVID ALFRED THOMAS LUDICK	3	0,000%
MR A T TROSSBACH	3	0,000%
PSG GENOMINEERDES (EDMS) BPK	3	0,000%
MR DIETER TROSSBACH	3	0,000%
MR ROKAYA PANDOR	3	0,000%
MRS JANICE MERLE MOSSOP	3	0,000%
MRS ANN DUFF	3	0,000%
MRS FENELLA JEAN BRUNTON SHARRATT	3	0,000%
MRS ADRENE HALL	3	0,000%
MR BARRY JOHN JAMESON	3	0,000%
MRS THELMA MADEISKY	3	0,000%
MRS HILDA SOLOMON	3	0,000%
MR PIETER LAFRAS MOOLMAN	3	0,000%
MR EDWARD MARK HARDWICKE	3	0,000%
MRS PEARL COHEN	3	0,000%
MR SIMON SCHLOSBERG	3	0,000%
MRS MARIAM ISMAIL SULIMAN	3	0,000%
MR ZOHRA KAJEE	3	0,000%
MR MICHAEL JOHN CRADOCK PARKIN	3	0,000%
MISS ARADHANA PATTUNDEEN	3	0,000%
MR ANVER ALLY GANI	3	0,000%
MISS LOUISE ANNE DOUGHERTY	3	0,000%
MR GIDEON VAN ZYL BARNARD	3	0,000%
MRS SUSAN MARY STONE	3	0,000%
ESTATE LATE UNA NATALIE SMITH +	3	0,000%
HOLDINGS FOR DELISTED INSTRUMENTS	3	0,000%
MR JACOB LOUW VOGES	3	0,000%
MR NTANDOYENKOSI KHUMALO	3	0,000%
MISS SHAMEEMA SIMJEE	3	0,000%
MR KABELO MMOLEDI	3	0,000%
MR OSCAR MASILANA	3	0,000%
MISS NICOLETTE MASHILE	3	0,000%
MR SIPHIWE KUBHEKA	3	0,000%
MR DAVID SHAPIRO	3	0,000%
MR JOSHUA MAHLANGU	3	0,000%
MRS ZAMA LEKGAW	3	0,000%
MR DORIAN VAN RAALTE	3	0,000%
MISS LENE COETZEE	3	0,000%
MR JOHANNES COETZEE	3	0,000%
MR EVAN RUBIN	3	0,000%

Full Name	Shareholder Balance (number of shares)	Shareholder Balance %
MR DARSHEN MOODLEY	3	0,000%
MRS JONATHAN PEARL	3	0,000%
MISS JACOBETH ELEPHANT	3	0,000%
MISS GADIFELE NEO OBEDA MAKGALE	3	0,000%
MR GERT KOEKEMOER	3	0,000%
MR JASON MISKIN	3	0,000%
MISS TONDANI NEVHUTALU	3	0,000%
MR BENJAMIN NEVILLE SLABBERT	3	0,000%
MR AYABULELA DLOVA	3	0,000%
MR PHILLIP MTSHALI	3	0,000%
MR RICHARD MUDARIKI	3	0,000%
MISS NONHLANHLA MNGCISANE	3	0,000%
MR ERNEST J D LEHMAN	3	0,000%
MR HENDRY VAN DER HEEVER	3	0,000%
NT PSL CLIENT SAFE CUSTODY ASSET	3	0,000%
MR JITHEN PARAMANUND	3	0,000%
MR MARK BARNARD	3	0,000%
MR SELLO MALETE	3	0,000%
MISS BERNICE BOTHA	3	0,000%
MR NDUDUZO SABELA	3	0,000%
MR HERCULES LE ROUX	3	0,000%
MR ANTONIO AGOSTINELLI	3	0,000%
MR AUBREY NKUNA	3	0,000%
MR TSHIMOLOGO MABENA	3	0,000%
MR MAWABO CASTRO MAXHAKANA	3	0,000%
MR BEDESHWAR RAMGOOLAM	3	0,000%
MISS THOLISILE ZUUGU	3	0,000%
MR NICO SLABBERT	3	0,000%
MISS CELIWE MBANGENI	3	0,000%
MISS NIRVASHA MAHARAJ	3	0,000%
MR LUDWE TOSHOLO	3	0,000%
MR ANELE SOTOMELA	3	0,000%
MS VOLANTE BRUINTJIES	3	0,000%
MR SIBUSISO BETHWELL FAKUDE	3	0,000%
MR TSHEPISO MALETE	3	0,000%
MS NONKULULEKO MJEKULA	3	0,000%
MRS KHOMAMBILU THEO MASWANGANYI-OBI	3	0,000%
MISS NOLUVO MATOMELA	3	0,000%
MR MLULEKI MOYO	3	0,000%
MR TEBOGO MAKGOKA	3	0,000%
MR SIPHAMANDLA NHLEKO	3	0,000%
MISS NOTHANDO NDIMANDE	3	0,000%
MR LBOGANG SHAYI	3	0,000%
MS THUBELIHLE MALWANE	3	0,000%
MR SIFISO CHONCO	3	0,000%
MR SABELO COLVELLE	3	0,000%
MRS EMMAH MOKOENA	3	0,000%
MR JEAN RETIEF	3	0,000%
MR NJABULO MADLALA	3	0,000%
MR MINENHLE MPULO	3	0,000%

Full Name	Shareholder Balance (number of shares)	Shareholder Balance %
MS ZANELE MANGANYI	3	0,000%
MR KHULEKANI ELLIOT MEMA	3	0,000%
MISS RINKY MAGAMELA	3	0,000%
MR LEONARD NKOSINGIPHILE DUMA	3	0,000%
MR TSHEPO HASHATSI	3	0,000%
MR NKOSINATHI THWALA	3	0,000%
MR KATLEGO LEKALAKALA	3	0,000%
MISS ZIPHOZIHLE GOJE	3	0,000%
MISS LINDIWE PORTIA RIKHOTSO	3	0,000%
MR WALTER PRETORIUS	3	0,000%
MR DHEVANDARAN SOOBRAMONEY PATHER	3	0,000%
MS LUTENDO FAITH HADZHI	3	0,000%
MR LUVUYO DLAMUKA	3	0,000%
MISS NQOBILE PRETTY THELA	3	0,000%
MISS WANELE NKONYENI	3	0,000%
MR TEKE ELIAS AARON MOTHIBE	3	0,000%
MISS FAITH DLAMINI	3	0,000%
MR ISMAIL AKOONJEE	3	0,000%
MISS BOITUMELO KHAILE	3	0,000%
MR JODY DANIELS	3	0,000%
MR PHILLEMONT JOHN JWARA	3	0,000%
MR LUPHUMLO GOABUZA	3	0,000%
MR REINA RAYMOND MATSOELE	3	0,000%
MR MARK OLIVER	3	0,000%
MR XOLILIZWE ERIQUE SIGEDENI	3	0,000%
MR ADRIAN KOESSLER	3	0,000%
MISS TWISISO MAVABAZA	3	0,000%
MR NIGEL HURRISANKER	3	0,000%
MR RHULANE KENNEDICT MONGWE	3	0,000%
MS ZANDILE MOKADI	3	0,000%
MR SABELO SHEZI	3	0,000%
MISS ELIZABETH THOLANAH	3	0,000%
MR SIFISO FORTUNE GUMBI	3	0,000%
MR THATO INNOCENT NHLAPO	3	0,000%
MS PETUNIA MUGWENA	3	0,000%
MR PABALLO MATLHARE	3	0,000%
MRS GRETTEL MOSS	3	0,000%
MISS NANDILE ZONDI	3	0,000%
MISS NOMPUMELELO MKHASIBE	3	0,000%
MS JOVEY MOKOELE	3	0,000%
MISS GLORIA MAVASA	3	0,000%
MR LEHANDRO LOTTERING	3	0,000%
MISS NOMSA NHLANGOTHI	3	0,000%
MR ARNOLD BOIKANYO	3	0,000%
MISS THANDIWE NOKWANDA NXUMALO	3	0,000%
MR LUYANDA SANDISIWE DUZE	3	0,000%
MR CHAD CURTIS	3	0,000%
MISS STHEMBILE NTSHANGASE	3	0,000%
MR IMTIYAAZ ABRAHAMS	3	0,000%
MS MPEU RABALAO	3	0,000%

Full Name	Shareholder Balance (number of shares)	Shareholder Balance %
MR JACQUES-PIERRE JOUBERT	3	0,000%
MR MANDLA MNCWANGO	3	0,000%
MR MBONGENI SITHOLE	3	0,000%
MR CALVIN LUKES	3	0,000%
MR KATLEGO TOLO	3	0,000%
MISS ZIBUYILE DLAMINI	3	0,000%
MS ZINTLE MHLANA	3	0,000%
MR MPIOLO KHUMALO	3	0,000%
MISS PRECIOUS CHAUKE	3	0,000%
MISS ZIKHONA KAPA	3	0,000%
MS MAGAUTA MOELETSA	3	0,000%
MISS ANELE FUNEKA	3	0,000%
MR MHLELI LATSHA	3	0,000%
MR SAIF FIRFIRE	3	0,000%
MR ANTHONY CLAYTON	3	0,000%
MRS PENMAYIL MAHARAJ	3	0,000%
MR SIZWE TUSI	3	0,000%
MISS NONTSIKELELO MANZINI	3	0,000%
MR KHAYALETHU SIPUKA	3	0,000%
MISS ZAHRA SHAIK AHMOD	3	0,000%
MISS HUNADI MARIA MAHLANGU	3	0,000%
MISS NTOKOZO KHATHI	3	0,000%
MS ZINHLE HLATSHWAYO	3	0,000%
MR JOHN KOCK	3	0,000%
MISS NOKULUNGA NGEMA	3	0,000%
MISS ZANELE MKHABELA	3	0,000%
MISS BASETSANA MAGORO	3	0,000%
MR RIKASH THAKURDIN	3	0,000%
MR MONOSI KOTSOE	3	0,000%
MR MLUNGISENI GUMEDE	3	0,000%
MISS ANELE KHUMALO	3	0,000%
MR SAKHILE NDLAZI	3	0,000%
MISS OFENTSE MOHLAKWANE	3	0,000%
MS KEABETSWE MOLEFE	3	0,000%
MR DYLAN VAN RENSBURG	3	0,000%
MISS SINOVUYO NGOISHA	3	0,000%
MISS NOKUBONGA MBATHA	3	0,000%
MR WASHINGTON MUTARINGE	3	0,000%
MISS SPHUMELELE NGCAMU	3	0,000%
MR ZIPHOZONKE NENE	3	0,000%
MISS THEMBELIHLE MKHIZE	3	0,000%
MR CELIMPILO MAZEKA	3	0,000%
MR EMMANUEL OFENTS LEKOMA	3	0,000%
MNR CHARL CILLIERS	3	0,000%
MR MZUYANDA NOGOJI	3	0,000%
MRS NOOBILE NOBUHLE MTHEMBU	3	0,000%
MR PHUTIANE MAGOELE	3	0,000%
MISS AMANDA SOKO	3	0,000%
MR NDUMISO HLOPHE	3	0,000%
MR GREGORY NJABULO NOOBILE NGUBANE	3	0,000%

Full Name	Shareholder Balance (number of shares)	Shareholder Balance %
MISS MATHAPELO MAKGOBA	3	0,000%
MR AAQIB KHAN	3	0,000%
MISS ANATHI MONGO	3	0,000%
MS NTHABISENG MOFOKENG	3	0,000%
MISS BOITELO MADUNA	3	0,000%
MR LEONARD RHANGANI	3	0,000%
MRS ILANA JACOBS	3	0,000%
MISS GABISELE MNDAWENI	3	0,000%
MR THOBELANI DLAMINI	3	0,000%
MS CHRISTINE HLATSHWAYO	3	0,000%
MISS KGOHATSO APHANE	3	0,000%
MR KHUTJO PHALANE	3	0,000%
MISS BONGEKA MHLANA	3	0,000%
MR TSHIAMO SONO	3	0,000%
MR TLHOKOMELO SILINDA	3	0,000%
MS BONGIWE SIBIYA	3	0,000%
MR MISHACK MOREWANE TJABADI	3	0,000%
MR VUYILE TSHOTWANA	3	0,000%
MR MOHLOMI MOSHAO	3	0,000%
MISS NOMFUNDO SHAZI	3	0,000%
MR AYANDA GLEN MALULEKA	3	0,000%
MR NKOPANG THOMAS LETSIE	3	0,000%
MR MOHAMED BAWA	3	0,000%
MISS THEMBELIHLE GWEDU	3	0,000%
MISS PHILISIWE KHUZWAYO	3	0,000%
MISS NIZENANDE MTHWANE	3	0,000%
MR HEINRICH MOSES	3	0,000%
MS SIBONGILE MATONTSI	3	0,000%
MR SABELO MBELEBELE	3	0,000%
MRS BERYL LEEUW	3	0,000%
MR THANDOKUHLE HADEBE	3	0,000%
MISS LANDILA MAJOZI	3	0,000%
MRS NORA BONOKO	3	0,000%
MR CHEUKGOLO MOTJUOADI	3	0,000%
MR ASHENDRAN PAKIRY	3	0,000%
MISS SIMANGELE BUTHELEZI	3	0,000%
MR MBULELO NALA	3	0,000%
MISS NONDUMISO DLAMINI	3	0,000%
MR MAPHELO NOMQONDE	3	0,000%
MISS THEMBACETHU DUBE	3	0,000%
MISS SALAMINA SKHOSANA	3	0,000%
DR SANJEETH SEWCHURRAN	3	0,000%
MISS NOMUSA MQADI	3	0,000%
MISS LERATO SELLO	3	0,000%
MR CYRIL MAJOLA	3	0,000%
MISS NQOBILE ZWANE	3	0,000%
MR NEIL OORTMAN	3	0,000%
MR NJABULO MSIBI	3	0,000%
MISS SINENHLANHLA PHEWA	3	0,000%
MR ZINHLE KHUMALO	3	0,000%

Full Name	Shareholder Balance (number of shares)	Shareholder Balance %
MS NOKUPHIWA KHOLWANE	3	0,000%
MNR NTSIKELELO FELANI	3	0,000%
MS KGAUGELO HLAKA	3	0,000%
MS VUTOMI BALOYI	3	0,000%
MISS TSHOLOFELO MODISHA	3	0,000%
MRS MOHLAKOANE PAULINA NGOBENI	3	0,000%
MR LIONEL JULIES	3	0,000%
MS ZODWA MGOBOZI	3	0,000%
MR YANGA RADEBE	3	0,000%
MR PHELELISA MHLUNGU	3	0,000%
MR LINDOKUHLE MFEKA	3	0,000%
MR BOKAMOSO MOSITO	3	0,000%
MR GOPOLANG SEEMELA	3	0,000%
MR SIHLE DLADLA	3	0,000%
MR RODNEY NJOVU	3	0,000%
MR MBONGENI MNCWABE	3	0,000%
MISS NOMCEBO SHANDU	3	0,000%
MISS STHOKOZISA MASONDO	3	0,000%
MR MDUDUZI MADLISITOBO	3	0,000%
MS CWENGISISA GOMO	3	0,000%
MRS SEIPATI JACOBETH THOKANE	3	0,000%
MS THANDI BADJI	3	0,000%
MISS ZANELE KHOZA	3	0,000%
MISS THALENTE XULU	3	0,000%
MS SAMUKELISIWE MLANGENI	3	0,000%
MR BONISANANI SKHUMBUZO HLONGWANE	3	0,000%
MR NKOSIYETHU SITHOLE	3	0,000%
MR GIVEN NHLAPO	3	0,000%
MS NOLANTA SITHOLE	3	0,000%
MR LUNGISANI MCHUNU	3	0,000%
MISS MATSEBO NOKUPHILA MOTAUNG	3	0,000%
MR MDUDUZI SBONGISENI GCWENSA	3	0,000%
MS ZAZISO KUNENE	3	0,000%
MR ARNOLD VUKANI MKHIZE	3	0,000%
MS GUGU MTHETHWA	3	0,000%
MR CHARLES NDLOZI	3	0,000%
MISS PEARL DUMA	3	0,000%
MISS NOLUTHANDO RADEBE	3	0,000%
MR SHAUN SONKE SHABALALA	3	0,000%
MS PEARL GUMEDE	3	0,000%
MS NOSIPHO NDLOVU	3	0,000%
MR NDUMISO KHUMALO	3	0,000%
MS BONGIWE MANDY MAKHUKHULA	3	0,000%
MRS NOKUTHULA DLAMINI	3	0,000%
MR SKHOLIWE BHENGU	3	0,000%
MS S'NCAMILE NDELU	3	0,000%
MR PABALELO MASHISHI	3	0,000%
MS BASHEERA MOOS	3	0,000%
MS WENDY MASINA	3	0,000%
MISS KEROTSE MEKGWE	3	0,000%

Full Name	Shareholder Balance (number of shares)	Shareholder Balance %
MISS SLINDILE NGCOBO	3	0,000%
MR STHIE MAGUBENI	3	0,000%
MR LINDOKUHLE GUMEDE	3	0,000%
MS ALIZWA MADIKIZELA	3	0,000%
MR KWAZI JAFFAR	3	0,000%
MS EM SELELE	3	0,000%
MR TSHEPO MAMABOLO MAHUDU	3	0,000%
MS BRENDA MEHLO	3	0,000%
MR LUNGISANI S'PHAMANDLA KHALALA	3	0,000%
MS THAKANE LETLATSA	3	0,000%
MR SIZWE NTOMBELA	3	0,000%
MISS ASEMAHLE NONDULA	3	0,000%
MS PHETHO MATHEBULA	3	0,000%
MISS SBONGILE SIBIYA	3	0,000%
MS KELEBOGILE SITHOLE	3	0,000%
MS SILINDILE SHOBA	3	0,000%
MR WANDILE CEBEKHULU	3	0,000%
SIR NSINDISO GUMEDE	3	0,000%
MISS NOMUSA CEBEKHULU	3	0,000%
MR MHLengi PARCIVAL STHABISO	3	0,000%
MS CLEO DU PLESSIS	3	0,000%
MR SABELO NKOSI	3	0,000%
MS YOLANDA MANGUE	3	0,000%
MR ASIPHE NDABA	3	0,000%
MS EMMAH MOGOLA	3	0,000%
MS LYNN MASHELE	3	0,000%
MR NTANDO ZUNGU	3	0,000%
MR SABELO NKOSI	3	0,000%
MS MILANI GONGXOZA	3	0,000%
MR JACO COETZEE	3	0,000%
MR NIRVADH LECKRAM	3	0,000%
MRS NOMPUMELELO MARY NGUBELANGA	3	0,000%
MR MTHOKOZISI HLANGU	3	0,000%
MR LINDOKUHLE GUMEDE	3	0,000%
MR BONGIWE MBENYANE	3	0,000%
MRS GUGU MYENI	3	0,000%
MS QINISILE MKHIZE	3	0,000%
MR SFISO SIBANYONI	3	0,000%
MS TENANILE NKAMBULE	3	0,000%
MS GUGU MANYAMA	3	0,000%
MR SELLO ALPHEUS MOTHIBE	3	0,000%
MISS FAITH NOMPUMELELO ZUMA	3	0,000%
MR THABO MOTILENG	3	0,000%
MS NOBUHLE KUNENE	3	0,000%
MISS NOLAMISO MADIKIZELA	3	0,000%
MR SAMKELO NKOSI	3	0,000%
MS GLORIA SHANGE	3	0,000%
MR BOKAMOSO MODIKWE	3	0,000%
MR LESEDI MAKHENE	3	0,000%
MR TEBOGO MOGANO	3	0,000%

Full Name	Shareholder Balance (number of shares)	Shareholder Balance %
MR ISOLETHU NGIDI	3	0,000%
MRS DIMPHO MASIKANE	3	0,000%
MR NTUTHUKO ZWANE	3	0,000%
MS ZANDILE MKHIZE	3	0,000%
MS NOZIPHO MAYABA	3	0,000%
MS NISHA HARRY	3	0,000%
MS THANDO DELIWE	3	0,000%
MS ZANDILE SIKHAKHANE	3	0,000%
MR ETHAN WILLEMSE	3	0,000%
MR NKULULEKO SEKISO	3	0,000%
MISS JEANOR LUBISI	3	0,000%
MISS NOMPUMELELO MAKHANYA	3	0,000%
MR LOGANATHAN MOODLEY	3	0,000%
MS MUVHUYA MUKWEVHO	3	0,000%
MR MOGAMAT JUNAID ABDULLAH	3	0,000%
MRS NOMSA CRUDENCE DLAMINI	3	0,000%
MR SIBONISO MTHEMBU	3	0,000%
MS MAKOMA MALATJI	3	0,000%
MS PULENG BRIGED NKGWENG	3	0,000%
MR ITUMELENG MOLEFE	3	0,000%
MR SIGQIBO CAMAGU	3	0,000%
MISS BUSISIWE PHAKATHI	3	0,000%
MISS KHULUKAZI MBALI	3	0,000%
MRS BUKELWA MAKABANE	3	0,000%
MS NKOSINGIPHILE SUPRISE SHANDU	3	0,000%
MR SABELO MAPHUMULO	3	0,000%
MS NOKWANDA KHANYILE	3	0,000%
MR MENZI DUMA	3	0,000%
MR GUDANI MUKOMA	3	0,000%
MS BONGIWE SILEKWA	3	0,000%
MS PHILILE NQWEQWE	3	0,000%
MRS NESTA ZIBUYILE SIBIYA	3	0,000%
MRS PHINDILE MAKHOBA	3	0,000%
MR PHEMELO MOKGOTHU	3	0,000%
MS LERATO LEGOALE	3	0,000%
MS THOBEKA MFEKA	3	0,000%
MS LEKELWA.. NTENTENI	3	0,000%
MR MOSES BAADJIES	3	0,000%
MR TSHEPISO RATAU	3	0,000%
MS TSHILIDZI MABIDI	3	0,000%
MR TSHEPO MAKARA	3	0,000%
MS THULISILE NZUZA	3	0,000%
MR AYANDA SHEZI	3	0,000%
MR DELOWAZIYO MAKHANYA	3	0,000%
MR NADEEM SOOBERMONEY	3	0,000%
MR SITHEMBISO SHABALALA	3	0,000%
MS KAMOHELO RANYANE	3	0,000%
MS KGOMOTSO PAULINAH MAPONYANE	3	0,000%
MS NOMPILO MAKAMO	3	0,000%
MS VUYOLWETHU NYAWOSE	3	0,000%

Full Name	Shareholder Balance (number of shares)	Shareholder Balance %
MS NELISIWE MADIKANE	3	0,000%
MR ROBERT PHILLIPS	3	0,000%
MR VUYISA HLATINI	3	0,000%
MISS NOMPUMELELO SIBANDE	3	0,000%
MR SANDILE BHENGU	3	0,000%
MS MBALI MATSUNYANE	3	0,000%
MR KHAYALETHU- MADI	3	0,000%
MS LINDA SPARKS	3	0,000%
MS NOKWANDA MTHETHWA	3	0,000%
MR GETRUE MOTSHWENENG	3	0,000%
MS DIMPHO MASHEGO	3	0,000%
MS VANESSAH MATHEBULA	3	0,000%
MR SBUSISO GUMEDE	3	0,000%
MRS CHARMAINE LUBBE	3	0,000%
MS LUSANDA SINEKE	3	0,000%
MR LUSEKOLWAMASWAZI MVUMVU	3	0,000%
MR ANELE KUZWAYO	3	0,000%
MR SDIMA TYALI	3	0,000%
MS BONAKELE CELE	3	0,000%
MR SAKHILE ELVIS MADHLALA	3	0,000%
MR JOSEPH MOENG	3	0,000%
MISS WASILA VORAJEE	3	0,000%
MR COMFORT RADEBE	3	0,000%
MRS ZARINA VANIA	3	0,000%
MS THAMA MASHAU	3	0,000%
MRS FATHIMA DESAI	3	0,000%
MR SIMPHIWE CYPRIAN NGWENYA	3	0,000%
MR SIYABONGA LUTHULI	3	0,000%
MR TEBOGO DZAGA	3	0,000%
MR LUCKY MOTHA	3	0,000%
MS SIMAMKELE MHLONGO	3	0,000%
MR THANDANANI MKHIZE	3	0,000%
MS THANDOKUHLE BEKWA	3	0,000%
MS MATHAPELO BUTHELEZI	3	0,000%
MR BUKANI NDLOVU	3	0,000%
MRS BONGIWE DLAMINI	3	0,000%
MRS PINKY LUKUBENI	3	0,000%
MS SEBENZILE KHUMALO	3	0,000%
MISS NOKULUNGA NENE	3	0,000%
MR ZIPHO MNCWABE	3	0,000%
MR KIVASHAN NAIDOO	3	0,000%
MISS MASHALANE MAPOKO	3	0,000%
MR SIYABONGA MAHLANGU	3	0,000%
MS VALENCIA BOITSHOKO MTYALI	3	0,000%
MR ANTHONY GIELINK	3	0,000%
MRS MERLYN JOFFE	3	0,000%
MS BARBARA ELIZABETH JOHANNESSON	3	0,000%
MR PIETER JOHANNES FOURIE	3	0,000%
MRS PATRICIA ALICE ARMSTRONG	2	0,000%
DURLACHER NOMINEES LIMITED	2	0,000%

Full Name	Shareholder Balance (number of shares)	Shareholder Balance %
JOHN HOWARD EASTON ESQ	2	0,000%
DAVID BARON ECCLESTON ESQ	2	0,000%
MRS DORIS HAMILTON	2	0,000%
INDEPENDANT REGISTRARS GROUP	2	0,000%
MRS CAROL SUE QUINLAN	2	0,000%
MR JAMES COOPER RENNIE	2	0,000%
MRS CARLA LERICHE KRUGER	2	0,000%
THE ESTATE OF ECATERINI KARALIS +	2	0,000%
MRS ANN VON STEIGER	2	0,000%
MISS MARGARETE HEDWIG HARTMANN	2	0,000%
MR CHARLES {ROBORG-SONDERGAARD}	2	0,000%
MR LOUIS JOHANNES BOTHA KUYLER	2	0,000%
ESTATE LATE WILLEM JOHANNES DE	2	0,000%
MRS FLORENCE DE WET	2	0,000%
MR YUSOOF ESSACK	2	0,000%
MRS HESTER MAGDALENA HERMINA	2	0,000%
MR RENATO TOZZI	2	0,000%
MRS OLIVE ADELA RODGER	2	0,000%
MR EBRAHIM AMOD KAJEE	2	0,000%
THE ESTATE OF ABDOOL SAMAD	2	0,000%
MR CYRIL ERNEST THOMAS RICH	2	0,000%
MS LUCY DINAH DAVIS +	2	0,000%
MR JEREMY CHETWIN	2	0,000%
MR MAXIMILLIAN MENDEL BORKUM	2	0,000%
DISTCO (PTY) LTD	2	0,000%
THE ESTATE OF PETER BERNARD LEE +	2	0,000%
MS PATRICIA MAVOURNEEN RYAN	2	0,000%
MR NATHAN MORLAND	2	0,000%
MR BRIAN ALLEN FALL	2	0,000%
MR HEDLEY PATERSON	2	0,000%
MR PEIRCEY ATHOL DAY	2	0,000%
MR CHARLES EDMUND BARTON	2	0,000%
MR JOHN KINSEY GEEKIE +	2	0,000%
MR GRAHAM EDWIN KERR-PHILLIPS	2	0,000%
MR ROBERT JAMES BURNETT	2	0,000%
MR MERVYN WILLIAM STOTT	2	0,000%
THE ESTATE OF DOROTHY GERTRUDE	2	0,000%
MR ROLAND GEORGE EDWIN HUMPHREY	2	0,000%
THE ESTATE OF ANDREE RIDOUX	2	0,000%
GOUDSTAD NOMINEES (PTY) LTD	2	0,000%
MR ISRAEL ISAKOW +	2	0,000%
MRS JOYCE USA LAWRIE	2	0,000%
MR AHMED MOHAMMED DOCRAT	2	0,000%
MR GEORGE DUNCAN	2	0,000%
MRS DOREEN SYBIL STUART CABLE U/D	2	0,000%
MRS DEIRDRE CONSTANCE HEISS	2	0,000%
MR DUNCAN CUMMING SMITH	2	0,000%
THE ESTATE OF KEITH RAYMOND	2	0,000%
MNR ABRAHAM FREDERIK DU PLESSIS	2	0,000%
MR LOUIS DE BECKER	2	0,000%

Full Name	Shareholder Balance (number of shares)	Shareholder Balance %
MR ERROL PETER MANSFIELD	2	0,000%
MR SIMON PEARSE	2	0,000%
MR RHYNHARDT LANDAU	2	0,000%
MR VIVIAN JOHN CUNNINGHAM	2	0,000%
MR WILLIAM THOMAS GOODWIN KEATS	2	0,000%
KIGENA INVEST CC	2	0,000%
MRS CATHERINE PAMELA DEALE	2	0,000%
HENDRIKA CORNELIA VAN DER MERWE	2	0,000%
ANNA SUSANNA MARIA NIEMANN	2	0,000%
MR ABDULLAH CHOCHAN	2	0,000%
MISS HESTER STEYN	2	0,000%
MR HAILE LESEDI MPHO MAILE	2	0,000%
MR ABDULLAH MOHAMMED CHOTHIA	2	0,000%
MR GYS BURGER	2	0,000%
MISS SURRANA SINGH	2	0,000%
MISS THOBEKA SITHOLE	2	0,000%
MR JOE MANDY	2	0,000%
MR ANDRE SEPTEMBER	2	0,000%
MR RANJAN SEWGAMBAR	2	0,000%
MR DEAN RUBIN	2	0,000%
MR ALLEN MASHOKO	2	0,000%
MS NOLWANDLE MTHOMBENI	2	0,000%
MR OLEBILE COLANE	2	0,000%
MS KEAMOGETSE FELICIA SCHOLTZ	2	0,000%
MR JEENESH VATHER	2	0,000%
DR MARIA KUHN	2	0,000%
MISS KHANYISILE MTSEWU	2	0,000%
MRS CYNTHIA CILLIERS	2	0,000%
MR GIDEON VAN NIEKERK	2	0,000%
MISS THIRUSHA MOODLEY	2	0,000%
MR CLARKE BREMNER	2	0,000%
MR JONATHAN BESTEL	2	0,000%
MR JUSTMAN SUH	2	0,000%
MR CLEMENT VAN DER MERWE	2	0,000%
MR LINDO MABELE	2	0,000%
MRS MIRELDINE HILTON	2	0,000%
MR RASAPE JOEL MABUELA	2	0,000%
MR ANDRICO LOTTERING	2	0,000%
MISS NOKWETHEMBA QWABE	2	0,000%
MR MOLOKO MOABELO	2	0,000%
MR MDUDUZI MASHEGO	2	0,000%
MR THAMSANOQA GWALA	2	0,000%
MNR LOUIS BOTHA VAN DER MERWE	2	0,000%
BPSS PAR/CLIENT ASSETS	2	0,000%
MS LESEGO A MORE	2	0,000%
MS MILLICENT MGCINA	2	0,000%
MR DOYLE VAN STADEN	2	0,000%
MR DARREN GOVENDER	2	0,000%
MR AUBREY ANSLEY FRANSMAN	2	0,000%
MR IAN ELS	2	0,000%

Full Name	Shareholder Balance (number of shares)	Shareholder Balance %
MR JONATHAN TALJAARD	2	0,000%
MR LUBABALO TEYISI	2	0,000%
MR ALAN HODGKINSON	2	0,000%
MR KHULEKANI SINETHEMBA MKHWANAZI	2	0,000%
MR SAM BOSHIANE	2	0,000%
MR KGOMOTSO NONYANE	2	0,000%
MISS NOMCEBO MBHELE	2	0,000%
MR JOHN STATHAKIS	2	0,000%
MISS NONDUMISO GUMEDE	2	0,000%
MR TSHIAMO MAKOTA	2	0,000%
MR HENDR CLASE	2	0,000%
MR THABISO MDLETSHI	2	0,000%
MR MAGATIKELE MALEKA	2	0,000%
MR DIAAN NIEUWENHUIS	2	0,000%
MISS PASCALINE MZIZI	2	0,000%
MISS NOMUSA DLAMINI	2	0,000%
MR SOOGENDRAN PILLAY	2	0,000%
MR TENDAIISHE MATOROFA	2	0,000%
MR JOHANNES JACOBUS VAN ECK	2	0,000%
MR MPUMELELO BUTHELEZI	2	0,000%
MR XOLANI NHLAPO	2	0,000%
MR THIVHO NELWAMONDO	2	0,000%
MISS LONDIWE QHAWEKAZI KHUMALO	2	0,000%
DR UNATHI MLONZI	2	0,000%
MISS SIBUSISIWE MOHLALE	2	0,000%
MS THANDOLWENKOSI PAPO	2	0,000%
MR HENDRIK VAN HEERDEN	2	0,000%
MR JACQUES MARCEL ROSSOUW	2	0,000%
MR MBOYI APHANE	2	0,000%
MR SIPHO WALTER HLONGWANE	2	0,000%
DR ZANELE NTULI	2	0,000%
MR REFILWE RAMAILI	2	0,000%
MISS MANDISA MTSHILITA	2	0,000%
MISS RAHAB BOLEDI MAISELA	2	0,000%
MISS PRINCESS THANDEKA NCWANE	2	0,000%
MR TSEPANG POLAKI	2	0,000%
MR SETHELELE MONGALO	2	0,000%
MR FELIX MAZIYA	2	0,000%
MISS SIFISO VALENTINE SHABALALA	2	0,000%
MR LUNGA MAVUSO	2	0,000%
MR KEVIN KGOSIENG	2	0,000%
MRS NOMBUSO MAHLINZA	2	0,000%
MISS AVHAPFANI THELMA SINGO	2	0,000%
MR CHRISTOPHER DOS REIS	2	0,000%
MISS MOLEBOHENG MOKOENA	2	0,000%
MR AVIKAR BHOLA	2	0,000%
MISS LINDINE SABISA	2	0,000%
MISS DINEO BALOYI	2	0,000%
MR SOPHEPHELA LUGONGOLO	2	0,000%
MR SANELE MATHENJWA	2	0,000%

Full Name	Shareholder Balance (number of shares)	Shareholder Balance %
MRS ABONGA SOFUTE-ZULU	2	0,000%
MRS SINAZO MASHABA	2	0,000%
MISS FORTUNATE SOKHELA	2	0,000%
MR PAUL VENTER	2	0,000%
MR CLINTON MOHLALE	2	0,000%
MR SANDISILE SILVESTER MATROSHE	2	0,000%
MR SICELO HLELA	2	0,000%
MRS CELIA NTUTULELE PULE	2	0,000%
MISS MSUTHUKAZI MANGOALAZA	2	0,000%
MR DANIEL MASHIANE	2	0,000%
MISS PELISWA MBOBI	2	0,000%
MR RUSSEL MALATJI	2	0,000%
MR NKOSANA PRINCE MBELE	2	0,000%
MR NATURE MATHONSI	2	0,000%
MS NOMFUNDO MHLAMBI	2	0,000%
MISS KOKETSO MOLOTSI	2	0,000%
MS TSAKANE SHONDLANI	2	0,000%
MS ANDISWA MACUTWANA	2	0,000%
MR SIPHELELE MAHLUMBA	2	0,000%
MR HLAYISANI CONELIAN MAJOKO	2	0,000%
MR RASAAYEN NAIDOO	2	0,000%
MR ANDILE MABUYAKHULU	2	0,000%
MISS BONGISWA DINGANI	2	0,000%
MISS NELISIWE LUTHULI	2	0,000%
MISS CHUMA KOHLANI	2	0,000%
MISS ASEMAHLE BARNABAS	2	0,000%
MISS ZINHLE MHLONGO	2	0,000%
MR SKHUMBUZO MLABA	2	0,000%
MR JESAIA SEFIKE	2	0,000%
MR LWANDO TALIWE	2	0,000%
MR MUZI BARRY GUMEDE	2	0,000%
MR CHRISTOPHER NKANYANE	2	0,000%
MISS THEMBEKA MNTUNGWA	2	0,000%
MISS DIPUO KEMORWE	2	0,000%
MR THAMSANOQA MADONDO	2	0,000%
MISS KHANYA BONOLO NTSHINGA	2	0,000%
MR KHENSANI SIBIYA	2	0,000%
MR HENDERSON MOKHOSI	2	0,000%
MR DERRICK MOYO	2	0,000%
MR SIMPHIWE KHABA	2	0,000%
MR NKENA JASSEN MAREDI	2	0,000%
MR SIMON MOIMA	2	0,000%
MRS OLWETHU BOPHELA	2	0,000%
MRS RAMIKA GURDAYAL	2	0,000%
MR NEO MAANO	2	0,000%
MR LUCKY INNOCENT MOAMBA	2	0,000%
MISS NONDUMISO MAPHUMULO	2	0,000%
MS PHUMELELE NDLOVU	2	0,000%
MR PHOLOSO MOKATE	2	0,000%
MS SELOKELA MACHABA	2	0,000%

Full Name	Shareholder Balance (number of shares)	Shareholder Balance %
MS SIMPHIWE MABI	2	0,000%
MR LUVUYO DAKADA	2	0,000%
MR THABANI FRANCE MABASO	2	0,000%
MR NHLAKANIPHO MPOFANA	2	0,000%
MISS NOKUTHULA MASHEWULA	2	0,000%
MISS PUMEZA MATIME	2	0,000%
MR VICTOR MPENDULO DOSHA	2	0,000%
MR SENZO MKHIZE	2	0,000%
MR KAMVA GOIBELO MKRWALA	2	0,000%
MISS HANGWANI NEKHALALE	2	0,000%
MISS XOLISILE MZIMELA	2	0,000%
MR RICARDO FILIPE	2	0,000%
MISS NOLIZWI QALASHE	2	0,000%
MR ELLIOT VUSI MHLANGA	2	0,000%
MR MUZI NKOSI	2	0,000%
MR SIPHESIHLE MATHE	2	0,000%
MISS NTUTHUKO GUMBI-FAKUDE	2	0,000%
MR LUVUYO ZIBAYA	2	0,000%
MS ZINHLE ZONDI	2	0,000%
MISS NOBUBELE BERTHA MBUNJANA	2	0,000%
MISS KHANYISILE HAPPINESS	2	0,000%
MR BASIL CHAZA	2	0,000%
THE TOP EXPERTS	2	0,000%
MRS THANDAZO VERONICA MOKWANA	2	0,000%
MISS TALA KEMP	2	0,000%
MR THABO XIMBA	2	0,000%
MR PULE MOKOENA	2	0,000%
MR KHALALELO NKATI	2	0,000%
MR MOKONE NTOI	2	0,000%
MR SUHAIL PARUK	2	0,000%
MR LINDANI ZWENI	2	0,000%
MISS WINNIE MAKHUBELA	2	0,000%
MISS MAUREEN MOTLALAOHLE MOILA	2	0,000%
MR BOITUMELO MOTLOGELWA	2	0,000%
MS THULI PRECIOUS MOHLALA	2	0,000%
REV PHETO MATLALA	2	0,000%
MR SIBONGISENI MHLONGO	2	0,000%
MR ENRIQUE BAATJES	2	0,000%
MISS KEDIBONE MABOYA	2	0,000%
MR THOKOZANI NTSHINGILA	2	0,000%
MISS ZAMA KHUMALO	2	0,000%
MR IMRAAN KARRIM	2	0,000%
MR THATO MOKWENA	2	0,000%
MISS RETHABILE MAKABANE	2	0,000%
MR SIMPHIWE GAZU	2	0,000%
MR ZOLILE MALEMBE	2	0,000%
MISS INGE BOLTON	2	0,000%
MR EMALAN NAIDOO	2	0,000%
MISS SIPHINDILE MAKHATHINI	2	0,000%
MISS ZAKITHI THENGENI NDUNAKAZI	2	0,000%

Full Name	Shareholder Balance (number of shares)	Shareholder Balance %
MISS NOKULUNGA SIBIYA	2	0,000%
MISS NOLUTHANDO GUMEDE	2	0,000%
MISS KEFILWE MOYO	2	0,000%
MS THENJIWE MASEKO	2	0,000%
MR SIYABONGA SIKAKANE	2	0,000%
MR ARAVIND PRASAD CHIKOTI	2	0,000%
MR THABO MASAO	2	0,000%
MISS KHANYISILE MBELE	2	0,000%
MRS BABALWA JEZILE	2	0,000%
MISS NOMALANGA DLODLO	2	0,000%
MR PROMISE ZITHA	2	0,000%
MR BRAAM VERMEULEN	2	0,000%
MISS NOMBUSO DLAMINI	2	0,000%
MISS LAKENI TABATA	2	0,000%
MISS MOYAHABO MABINA	2	0,000%
MR FANYANA MLANGENI	2	0,000%
MR RAYMOND HOFFMAN	2	0,000%
MR TALENT KHETHELO CHONCO	2	0,000%
MR ITANI MAMBURU	2	0,000%
MISS DUDUZILE FUNIWE MTSHALI	2	0,000%
MISS ANDISWA MAKHANYA	2	0,000%
MISS CHANTE DAVIS	2	0,000%
MR NHLAKANIPHO MFEKA	2	0,000%
MR KAONE MAOGWE	2	0,000%
MR MALIVIWE MBELE	2	0,000%
MR THOMAS MABUZA	2	0,000%
MISS NONHLANHLA MPUNGOSE	2	0,000%
MR KHOMOTSO MOKONYANE	2	0,000%
MRS MALERATO MASIKE	2	0,000%
MRS MARCIA MAMAFHA	2	0,000%
MS ANDISA JOJO	2	0,000%
MISS FELICIA LEKAU	2	0,000%
CAPT RONICA DUTLO	2	0,000%
MS RAMATHETJE MAREDI	2	0,000%
MASTER SPHAMANDLA SHEZI	2	0,000%
MR TUSANI CELE	2	0,000%
MISS INGRID NTELEZI	2	0,000%
MISS SILINDILE HLONGWANE	2	0,000%
MISS SINDISWA MBILINI	2	0,000%
MISS NOBUHLE MKHIZE	2	0,000%
MISS NOMUSA SITHOLE	2	0,000%
MS INNOCENTIA OLIPHANT	2	0,000%
MISS ZANDILE TERESA MADONSELA	2	0,000%
MR GUSTAV DU PLESSIS	2	0,000%
MR LINDOKUHLE FUZILE	2	0,000%
MISS HLOBISILE XABA	2	0,000%
MR GAVIN MOKHOSI	2	0,000%
MR NTIKWE PHILLIP MAPULANE	2	0,000%
MR RENDANI SINGO	2	0,000%
MR SIBONELO ZULU	2	0,000%

Full Name	Shareholder Balance (number of shares)	Shareholder Balance %
MS ODIRILE SEREME	2	0,000%
MR MALUSI MSOMI	2	0,000%
MISS DIVASHNEE GOVENDER	2	0,000%
MISS MAPHEHELLO MOTAUNG	2	0,000%
MISS LEBONE MANO	2	0,000%
MISS NONDUMISO MTHEMBU	2	0,000%
MISS MELIDAH MOGANO	2	0,000%
MS SIYAMVUYELA MBIKO	2	0,000%
MISS SINDISWA MHLONGO	2	0,000%
MR PRINCE JOYISA	2	0,000%
MISS MAIKANO GAESALE	2	0,000%
MRS MALESSA BAARTJES	2	0,000%
MR SIYABONGA NTULI	2	0,000%
MR THAPELO LESENYEHO	2	0,000%
MR MTHOBISI SIMELANE	2	0,000%
MRS POLELA MPIYAKE	2	0,000%
MR KGOTSO MASHIGO	2	0,000%
MR THOKOZANI SIMELANE	2	0,000%
SIR THEMBINKOSI NDLOVU	2	0,000%
MISS ZAMAMBO CLERIS MKHIZE	2	0,000%
MR MAQHAWE MLAMBO	2	0,000%
MR SIBONISE NKANUNU	2	0,000%
MISS NONHLANHLA SIBIYA	2	0,000%
MR SHANE GOVENDER	2	0,000%
MR HOPEWELL SHABANGU	2	0,000%
MISS TRAGEDY RAPHELA	2	0,000%
MISS VINOLIA MATLALA	2	0,000%
MR SIYANDA MCHUNU	2	0,000%
MS LESEDI MARULE	2	0,000%
MISS VUYISEKA MGWEBI	2	0,000%
MISS JULIA MOTSISI	2	0,000%
MR UNATHI GWAYISHE	2	0,000%
MISS ROTONDWA CELLEY MATHOHO	2	0,000%
MR ROMEO MATYAYI	2	0,000%
MISS BONGIWE MABIKA	2	0,000%
MISS MBALI NDWALANE	2	0,000%
MISS MULALO MABOBO	2	0,000%
MR THEMBA MPANZA	2	0,000%
MR PIETER LOOTS	2	0,000%
MISS ZOLA MTHOMBENI	2	0,000%
MR PHILANI MBHELE	2	0,000%
MISS LEHAKOE LERARA	2	0,000%
MISS IMMITRUDE MOKOENA	2	0,000%
MR THOKOZANI MTSHALI	2	0,000%
MRS VANESSA SONS	2	0,000%
MISS PERSLEY SILAULA	2	0,000%
MR HOPE MOTLOUNG	2	0,000%
MISS SINOXOLO NDLOVU	2	0,000%
MISS ZWIVHUYA MULAUDZI	2	0,000%
MISS SINOVUYO DYALVANI	2	0,000%

Full Name	Shareholder Balance (number of shares)	Shareholder Balance %
MR SIYABONGA ZUKE	2	0,000%
MRS ZAMACHIBI SIKAKANE	2	0,000%
MISS ANDISWA NGAMNTWINI	2	0,000%
MR THUTHUKANI DLOMO	2	0,000%
MR MUDINDIVHATHU NDANGANENI	2	0,000%
MR MARCUS MOTANG	2	0,000%
MISS SANGIPHILE SHANGE	2	0,000%
MR YONELA MAHLANGENI	2	0,000%
MISS NTOKOZO MKHIZE	2	0,000%
MISS ANDISWA NONKETHA	2	0,000%
MR SPHIWOSETHU NDLELA	2	0,000%
MRS SYLVIA SITHOLE	2	0,000%
MRS TSHEGOFATSO MAKOLA	2	0,000%
MR MFUNDO MADUNA	2	0,000%
MISS NELLY KUNENE	2	0,000%
MR LETHUKUTHULA BULENI	2	0,000%
MRS SEIPATI MOHLAPHOLI	2	0,000%
MISS NOBUHLE ZUNGU	2	0,000%
MISS FORTUNATE MASETLA	2	0,000%
MISS MEIKI MOSEKI	2	0,000%
MR VUSI KHOZA	2	0,000%
MISS ANNAH NATASHA MAROLE	2	0,000%
MR YANGA KOYINA	2	0,000%
MR LUNGA MTHETHWA	2	0,000%
MR MANDLA MKHIZE	2	0,000%
MR BEVAN JACOBS	2	0,000%
MR MICHAEL VUSI MKHIZE	2	0,000%
MISS LIHLE SITHOLE	2	0,000%
MR KUSA MAZIBUKO	2	0,000%
MR PHATUDI ANDREW MEHLAPE	2	0,000%
MISS NOLWAZI BIYELA	2	0,000%
MRS SILINDILE MOLOISANE	2	0,000%
MR LWAZI DANZEL TSABETSE	2	0,000%
MS PRECIOUS HLONGWANE	2	0,000%
MR MOJALEFA CHILOANE	2	0,000%
MISS ANATHI NTANJANA	2	0,000%
MISS SANELISIWE KHUMALO	2	0,000%
MR DEVANO FRANCIS	2	0,000%
MR LESEGO AYO JOY MOTSHABI	2	0,000%
DR NYELETI MANGANYI-NTABANKULU	2	0,000%
MISS ZAMA DINGA	2	0,000%
MR BANDILE PHALEDI	2	0,000%
MR SHELA LEDWABA	2	0,000%
MS ZANOVUYO ZIKALALA	2	0,000%
MISS NOMATHEMBA MBELE	2	0,000%
MR HLOLOGELO MOHWATSELENG	2	0,000%
MR MZWAKHE ARTHUR DLAMINI	2	0,000%
MR ATHENKOSI THAFENI	2	0,000%
MR TUMISO DINKOANYANE	2	0,000%
MS TUWILIKA ALFEUS	2	0,000%

Full Name	Shareholder Balance (number of shares)	Shareholder Balance %
MR CHRISTOPHER STORKING	2	0,000%
MR NHLAKANIPHO MAVUSO	2	0,000%
MR SIYABONGA MTSHALI	2	0,000%
MS THALENTE KHOZA	2	0,000%
MR ZAMASWAZI KUNENE	2	0,000%
MISS WENDY DLOMO	2	0,000%
MRS NONTOBEKO OGHPIE	2	0,000%
MS MARIA MABUSELA	2	0,000%
MISS SILINDILE MWELI	2	0,000%
MR THABANE NALA	2	0,000%
MISS KEATLEGILE HUMA	2	0,000%
HON WISEMAN SIZWE SITHOLE	2	0,000%
MR LUNGELU HLONGWA	2	0,000%
MISS MINENHLE NTSHANGASE	2	0,000%
MISS NOKULUNGA ZUNGU	2	0,000%
MRS PATIENCE ZODWA NWOSU	2	0,000%
MS VUYISWA SIBIDLA	2	0,000%
MISS SIYAKHOLWA FUMA	2	0,000%
MR LUCAS TIVANA	2	0,000%
MR HOUSTON MATTHEWS	2	0,000%
MS NOMKHOSI BUTHELEZI	2	0,000%
MR RICHARD MHLABANISI SINDANE	2	0,000%
MISS SINDY MPUNGOSE	2	0,000%
MS REKGOPETSE MOHLAHLA	2	0,000%
MR JEFFERSON ABDOLL	2	0,000%
MISS MORWADI MOTSAMAI	2	0,000%
MR KHUTHADZO MARWALA	2	0,000%
MR SIKHUMBUZO MATHENJWA	2	0,000%
MR ELVIS MASOGA	2	0,000%
MS QHAMUKILE TEMBE	2	0,000%
MS REFILWE MOERANE	2	0,000%
MS AMANDA DOUW	2	0,000%
MS NONDUMISO SIKHOSANA	2	0,000%
MR SIYANDA SHABALALA	2	0,000%
MR MPHU MOKHETHI	2	0,000%
MS MASHUDU NETHONONDA	2	0,000%
MR KHANYISO NDABANE	2	0,000%
MS JULIA MTSHALI	2	0,000%
MR BREYTEN NERO	2	0,000%
MR SHADRACK MATHE	2	0,000%
MS ZETHU SIMELANE	2	0,000%
MISS RACHEL MAGANYELE	2	0,000%
MS NOMKHOSI NOMBUSO MBAMBO	2	0,000%
MS MASEGO MATANE	2	0,000%
MR KHUMBULANI NGWANE	2	0,000%
MR PHILANI SHEZI	2	0,000%
MS MAPITSO LEBONA	2	0,000%
MRS NTOMBIKAYISE LUTHULI	2	0,000%
MS THABISILE MSWANE	2	0,000%
MR LINDOKUHLE SHELEMBE	2	0,000%

Full Name	Shareholder Balance (number of shares)	Shareholder Balance %
MISS NICHOLINA NXUMALO	2	0,000%
MISS NOSIHLE GUMEDE	2	0,000%
MS KEFILOE MATHIBEDI	2	0,000%
MS BABONGILE NDIMANDE	2	0,000%
MISS THANDEKA GRACE MKHIZE	2	0,000%
MR LUNGANI MKHWANAZI	2	0,000%
MR MLONDI NZIMANDE	2	0,000%
MR VUYO MBEKI	2	0,000%
MS STHANDIWE SOKHELA	2	0,000%
MR MELUSI INNOCENT BUTHELEZI	2	0,000%
MISS LERATO MOKOATLE	2	0,000%
MR SPHIWE MNISI	2	0,000%
MR ANDILE MKHONZA	2	0,000%
MISS VALENTINE MKHIZE	2	0,000%
MS MINEHLE NZAMA	2	0,000%
MISS PRINAL ANTONI	2	0,000%
MS PHIWOKUHLE MPINDA	2	0,000%
MISS ULULUTO MADIKAZI	2	0,000%
MISS NOTHANDO ZUNGU	2	0,000%
MISS NOMFUNDO PHUNGULA	2	0,000%
MR BLESSING MBALAKA	2	0,000%
MISS MUSA MASITA	2	0,000%
MR THALENTI MDLETSHI	2	0,000%
MS ZANELE MADLALA	2	0,000%
MISS NOMPUMELELO TAFENI	2	0,000%
MR MICHAEL FREDERICK GLASSBERG	2	0,000%
MISS NOMBUSO THABEDE	2	0,000%
MR MLULEKI ZULU	2	0,000%
MS NOKULUNGA MBAMBO	2	0,000%
MISS LERATO NKONE	2	0,000%
MR XOLANI MADONSELA	2	0,000%
MS LEBOHANG LESUFI	2	0,000%
MR TRIVOLYN PILLAY	2	0,000%
MISS NOMVUYO KHUMALO	2	0,000%
MISS SINOVUYO LOSE	2	0,000%
MR THOBANI NKOSI	2	0,000%
MR THOBELANI MDLULI	2	0,000%
MR LANGELIHLE KHUBISA	2	0,000%
MR MNCEDISI NDLELA	2	0,000%
MS NOLUVUYO NCIKI	2	0,000%
MR NKOLISO YEKO	2	0,000%
MISS MAHADI MPHIRIME	2	0,000%
MR KANYISA MVUNELO	2	0,000%
MS SINOBOBILE HOPE NZUZA	2	0,000%
MR NHLANHLA NDLOVU	2	0,000%
MS SIBONGILE TEMBE	2	0,000%
MR COLLINS MASEHLA	2	0,000%
MR BHEKINKOSI WELCOME LUVUNO	2	0,000%
MISS NOSICELO NOKEPEYI	2	0,000%
MS HULISANI NETSHIDZINI	2	0,000%

Full Name	Shareholder Balance (number of shares)	Shareholder Balance %
MS MPHO KGOSI	2	0,000%
MS LERATO NGWENYA	2	0,000%
MS GIVEN MONTSHIOA	2	0,000%
MISS PHELIWE BOOI	2	0,000%
MS NIKITA BHAVAN	2	0,000%
MR SIHLE MAPHUMULO	2	0,000%
MR REATLEHISITSWE MOLEKO	2	0,000%
MR SABELO KHANYILE	2	0,000%
MR ANELE DUMA	2	0,000%
MR MXOLISI NTOKOZO FUNEKA	2	0,000%
MS NOZIPHO MTHETHWA	2	0,000%
MISS PHILLIPINE SIBANDE	2	0,000%
MS MUKONAZOTHE MARIBA	2	0,000%
MR SABATA LETHOKO	2	0,000%
MR MPHO MATLOLANE	2	0,000%
MR BIYASE NGWEKAZI	2	0,000%
MR TUMISANG KHUNOU	2	0,000%
MS PALESA MATSHATSHA	2	0,000%
MISS NOMTHANDAZO DLUDLU	2	0,000%
MR WANDILE MTSHALI	2	0,000%
MR RASHAAD HERCULES	2	0,000%
MISS NTOMBIFUTHI MDLETSHI	2	0,000%
MR MAFATSHE MOGOAI	2	0,000%
MR KHALIPHILE NDLELA	2	0,000%
MISS NONTOTBEKO KUNENE	2	0,000%
MS NHLANHLA LUBISI	2	0,000%
MR SIYABONGA QUINCY NYOKA	2	0,000%
MR THOBANI GUMEDE	2	0,000%
MS PRIDE SANELE MONGWE	2	0,000%
MRS PORTIA MAHLANGU	2	0,000%
MR DWAYNE BURR-DIXON	2	0,000%
MR MANDLENKOSI NGUBANE	2	0,000%
MR THABISO MLONDO	2	0,000%
MR NGOAKO CONRAD RAPHASHA	2	0,000%
MR DERICK MAMPURU	2	0,000%
MR FHULUFHELO AUSTIN MURAGA	2	0,000%
MR MOGOMOTSI PEETE	2	0,000%
MISS SINENHLANHLA NGCONGO	2	0,000%
MS BABALWA RAMNCWANA	2	0,000%
MS NQOH NDABA	2	0,000%
MR KGAOGELO MOSHOLI	2	0,000%
MR LINDANI CALVIN NTOMBELA	2	0,000%
MR NKOS'KHONA CELE	2	0,000%
MISS LESLEY FRISKIN	2	0,000%
MR MOREETSI SEALETSE	2	0,000%
MS BONGEWE RADEBE	2	0,000%
MS LUNGILE HELEN DLAMINI	2	0,000%
MRS BENITHA SITHOLE	2	0,000%
MS TESSA ROUX	2	0,000%
MR SIBONISO ZULU	2	0,000%

Full Name	Shareholder Balance (number of shares)	Shareholder Balance %
MISS NOTHANDO MBONAMBI	2	0,000%
MISS DELISILE MKHABELA	2	0,000%
MR MARCO KIRSTEIN	2	0,000%
MISS GUGU ZIMU	2	0,000%
MISS VUYISWA MCHUNU	2	0,000%
MR KAMOGELO DIALE	2	0,000%
MR SIYABULELA NQADINI	2	0,000%
MR NDUMISO SANGWENI	2	0,000%
MR MOTLALEPULA SEKGALE	2	0,000%
MR EMMANUEL MOLEKI	2	0,000%
MISS NOKUTHULA TSHABALALA	2	0,000%
MISS MABUSI NZUZA	2	0,000%
MR MNCEDISI DAVID SHUDE	2	0,000%
MR JULIAN NOTREM	2	0,000%
MS TINYIKO MALULEKA	2	0,000%
MISS ZAMAYISE PATIENCE GASA	2	0,000%
MR ELIAS THABO MOSIA	2	0,000%
MS HLENGIWE CHILI	2	0,000%
MISS ANELE TSHOBODIYANA	2	0,000%
MISS NOLUTHANDO MIYA	2	0,000%
MISS FORTUNE NDLOVU	2	0,000%
MR SAMUEL LESEMOLA	2	0,000%
MISS CAROLINE SPENCER	2	0,000%
MR ZWELIBANZI RADEBE	2	0,000%
MS NDONDO MPANZA	2	0,000%
MR MSIZI LIONEL DLADLA	2	0,000%
MS THOBILE NTULI	2	0,000%
MR ZUSIPHE NDLEBE	2	0,000%
MR MDUMISENI VILAKAZI	2	0,000%
MRS JADE WILSON	2	0,000%
MS SIPHOKAZI DYANTYI	2	0,000%
MR THOKOZANI MNGOMEZULU	2	0,000%
MISS NOMBULELO NDIMANDE	2	0,000%
MR NHLANHLA MATHABA	2	0,000%
MRS GRETCHEN MOODLEY	2	0,000%
MR MARIO NGWENYA	2	0,000%
MR XOLANI MTSHALI	2	0,000%
MS SISONKE PHUZA	2	0,000%
MR BONGUMUSA KNOWLEDGE XULU	2	0,000%
MS PHINDILE DUBE	2	0,000%
MR JOHN SIPHO MOFOKENG	2	0,000%
MR ZWELI GCABA	2	0,000%
MR LWAZI DLAMINI	2	0,000%
MR THABISO MTSHALI	2	0,000%
MR SBONGISENI DONCABE	2	0,000%
MS SAMAYAH CARELSE	2	0,000%
MS ASANDA MAKHUBALO	2	0,000%
MR NJABULO ZIKHALI	2	0,000%
MR SIFISO INNOCENT MTSHALI	2	0,000%
MR DHIREN SUBRAMONEY	2	0,000%

Full Name	Shareholder Balance (number of shares)	Shareholder Balance %
MS NTOMBIFUTHI NGCOBO	2	0,000%
MR SIBAHLE MFEKETHO	2	0,000%
MR TSHEPO MASOEU	2	0,000%
MISS THEMBEKA MNDUNA	2	0,000%
MISS YANDISA MYEKO	2	0,000%
MISS KAYLEY GOVENDER	2	0,000%
MR PARMESH LUTCHMAN RAMNARAIN	2	0,000%
MR LINDELANI ZONDI	2	0,000%
MRS KEALEBOGA YVONNE MOSARWA	2	0,000%
MRS NOLWAZI MHLONGO	2	0,000%
MR SAMKELO GININDA	2	0,000%
MR SILUMKO MANGANZI	2	0,000%
MISS LIMILE MEMELA	2	0,000%
MISS PHUPHELIHLE MEMELA	2	0,000%
MISS LATOYA BOOYSEN	2	0,000%
MISS NTOMBIKAYISE MYEKO	2	0,000%
MS MATHAPELO MBOBO	2	0,000%
MRS CARINA EHRKE	2	0,000%
MR LUTHANDO MHLAULI	2	0,000%
MS THULEBONA EUNICE SITHOLE	2	0,000%
MR SIGQIBO DINGISO	2	0,000%
MS PRIANKA CHETTY	2	0,000%
MISS NOLUBABALO PLAATJIE	2	0,000%
MS SEJAGOBE MAKOELA	2	0,000%
MS SAMUKELISIWE MZIMELA	2	0,000%
MR TEBOGO THAMAE	2	0,000%
MS KHOLISIWE MATHOKAZI	2	0,000%
MS SIPHESIHLE CEBEKHULU	2	0,000%
MR TULISILE THANDILE MAHAMBA	2	0,000%
MR PHEELLO WALTER MOLOI	2	0,000%
MRS MBALI SHANGE	2	0,000%
MR THANDO MAZAKA	2	0,000%
MRS KHAYALAMI ZWELIHLE SIBIYA	2	0,000%
MS NTOMBIKAYISE CELE	2	0,000%
MS NEO TSHOMANE	2	0,000%
MISS TEBOGO SIMELANE	2	0,000%
MS AYANDA CEBEKHULU	2	0,000%
MR CHADLEY BROOKES	2	0,000%
MISS LUNGILE GUMEDE	2	0,000%
MR FABRIZIO NANNI	2	0,000%
MISS NONHLAHLA HLENGIWE GUMEDE	2	0,000%
MRS MURENDIWA DIBAKOANE	2	0,000%
MR SIYANDA MBHELE	2	0,000%
MR AUBREY MOHOLOLA	2	0,000%
DR NOKUTHULA DUBE	2	0,000%
MR SIYANDA TSHABALALA	2	0,000%
MS RETHABILE BOLOBOLO	2	0,000%
MS LERAO THEMBA	2	0,000%
MR MDUDUZI MBATHA	2	0,000%
MISS ANDISWA MAFUKUZELA	2	0,000%

Full Name	Shareholder Balance (number of shares)	Shareholder Balance %
MS TSHEPHANG MAILULA	2	0,000%
MRS BOITUMELO INGRID MALINGA	2	0,000%
MR JERMAINE MAHIME	2	0,000%
MR MTHOKOZISI KUBHEKA	2	0,000%
MS NOSIPHIWO NDLOVU	2	0,000%
MR LEON MATHEBULA	2	0,000%
MISS MPHO MOHLOIWA	2	0,000%
MS AMANDA CHAMANE	2	0,000%
MS NICOLENE OLIPHANT	2	0,000%
MS HELLEN LETSOHA	2	0,000%
MR AKHONA WANA	2	0,000%
MS SANDISIWE DUBA	2	0,000%
MR LERATO APHANE	2	0,000%
MR ASHIEL PARSURAM	2	0,000%
MISS NONCEDO RACHEL ZUMA	2	0,000%
MS PAMELA GIWU	2	0,000%
MR MUZIWANELE MTESHANE	2	0,000%
MR ROBERT ELIAS	2	0,000%
MS DISEBO MOHLAHO	2	0,000%
MISS LULAMA PERTUNIA SIBIYA	2	0,000%
MR SIZWE NTANZI	2	0,000%
MR SA MWENI	2	0,000%
MS PHELELISIWE LUKHELE	2	0,000%
MR THULANII MPOFANA	2	0,000%
MISS BUSISIWE SIBIYA	2	0,000%
MR PHENYO MOKOTEDI	2	0,000%
MR NDUDUZO KHUMALO	2	0,000%
MR LEHLOHONOLO STEPHEN LITSOANE	2	0,000%
MR NDU MKHWANAZI	2	0,000%
MISS MIHLALI GIBIXHEGO	2	0,000%
MISS ZANELE NGEMA	2	0,000%
MRS NONKULULEKO ZONDO	2	0,000%
MS NOMASWAZI THWALA	2	0,000%
MRS ZIYANDA SCHEEPERS	2	0,000%
MS SINDILE XULU	2	0,000%
MS SAMUKELISIWE CELE	2	0,000%
MR NTSAKO BALOYI	2	0,000%
MISS KHALIPHA BHOBHO	2	0,000%
MR LWAZI GUMBI	2	0,000%
MR MTHOBISI GWAMANDA	2	0,000%
MR NDANGANENI NEVHULAUDI	2	0,000%
MISS ZAMA SITHOLE	2	0,000%
MS ELZAAN GERTSE	2	0,000%
JOHAN COETZEE TRUST	1	0,000%
MR HORATIO BENJAMIN MOGGEE	1	0,000%
MISS SALLY MARY REAVELL	1	0,000%
MNR JAN RUDOLF ENGELBRECHT	1	0,000%
MR WARWICK GRAHAM ROSS ELLIOTT	1	0,000%
MR VINCENZO BASILE	1	0,000%
MRS MARIA NAPOLI	1	0,000%

Full Name	Shareholder Balance (number of shares)	Shareholder Balance %
THE ESTATE OF FREDERICH WILHELM	1	0,000%
MR ROBIN LOCKHART HAMILTON	1	0,000%
MRS ROSEMARIE LEITCH	1	0,000%
DR HESTER CECILIA GEYSER	1	0,000%
MRS LUCILLE MELANIE SEGAL	1	0,000%
MNR DANIEL JACOBUS LEZAR	1	0,000%
BLUECHIP NOMINEES (PTY) LTD	1	0,000%
MR JACOBUS JOHANNES BRINK	1	0,000%
MR JOHANN BRINK	1	0,000%
MISS JULIANA BRINK	1	0,000%
MR DAVID MARC BLUMENTHAL	1	0,000%
MR MARK RANSOME	1	0,000%
MR KEVIN SAUL BLUMENTHAL	1	0,000%
MRS PAULINE DOSSIN	1	0,000%
MS SONJA THELMA SCHEEPERS	1	0,000%
MR PETER HALL	1	0,000%
MR EGMONT GUNTER MUNSTERMANN	1	0,000%
MNR ANTHONY LOUIE MAHER	1	0,000%
MR SIMON BENJAMIN JONSSON	1	0,000%
MR CHRISTOPHER GRAY INMAN-BAMBER	1	0,000%
MEV ELSIE DOROTHEA JANSEN VAN	1	0,000%
MR WALDEMAR THEODOR JOHANNES	1	0,000%
MRS HELEN EUGENIE WEIR	1	0,000%
LAURUM INVESTMENTS (PTY) LTD	1	0,000%
MR MARTIN THORALF DEALE	1	0,000%
THE ESTATE OF DUDLEY STEVEN	1	0,000%
THE ESTATE OF JAMES BUTLER +	1	0,000%
MS AISHLIN RUTH STRICKLAND	1	0,000%
MNR CHRISTIAN ALBERTUS ENGELBRECHT	1	0,000%
MR WAYNE JONATHAN BLUMENTHAL	1	0,000%
MRS MOAZA GARDEE	1	0,000%
MRS CATHERINE SUSANNA MULLER	1	0,000%
MS VANESSA TARAZZA	1	0,000%
CORPORATE NOMINEES (PTY) LTD	1	0,000%
MR PETER EDWARD ASHWORTH	1	0,000%
MRS GEORGETTA MARIA BONALUMI	1	0,000%
PROFESSOR KATHLEEN FRANCES HILL	1	0,000%
MR EDWARD REGINALD NEWTON MOLLER +	1	0,000%
MR IRVINE DAVID BRITTAN	1	0,000%
THE ESTATE OF KHATIJA EBRAHIM	1	0,000%
MR MARC LUBOTZKY	1	0,000%
MR TEIGUE PAYNE	1	0,000%
MISS HAYLEY ILLANA BLUMENTHAL	1	0,000%
MR ALAN WALKEY	1	0,000%
THE ESTATE OF THELMA IRIS CLAYDEN	1	0,000%
MEV JOHANNA ERETZEMA VAN DEN BERG	1	0,000%
MR CYRIL SCHLOSBERG	1	0,000%
MRS HELENA HEMMES	1	0,000%
DR MARISA NAUDE	1	0,000%
MRS MIRIAM KIRKST	1	0,000%

Full Name	Shareholder Balance (number of shares)	Shareholder Balance %
MR STANLEY GRAY	1	0,000%
MR GRANT HOLLAND	1	0,000%
MR HERBERT HICKEY	1	0,000%
MR BRYAN RICHARD HINDSON	1	0,000%
MS CATHERINA CORNELIA JOHNSEN	1	0,000%
THE ESTATE OF ANNE GORDON +	1	0,000%
MR KURT GERHARD MUNSTERMANN	1	0,000%
PURDEY PUBLISHING (PTY) LTD	1	0,000%
THE ESTATE OF DILYS ALEDWEN	1	0,000%
MNR NICOLAAS THEODOR VAN DER MERWE	1	0,000%
MNR JOHANNES BERNARDUS CONRADIE	1	0,000%
MR HEDLEY LAWTON SALMON +	1	0,000%
MR CHRISTOPHER CHARLES NEWELL	1	0,000%
MISS PAMELA MARJORIE JOHNSON	1	0,000%
WHITE WINGS ENTERPRISES CC	1	0,000%
MRS BARBARA NAIDOO	1	0,000%
MR GEORGE WADE DE JAGER	1	0,000%
MR CARL ASGAARD HALLAND	1	0,000%
MR IBRAHIM MIA	1	0,000%
MR DAVID LEONARD SMOLLAN	1	0,000%
MS JANE EGERTON ROBLIN	1	0,000%
HUMAIRA AHMED PARUK	1	0,000%
HEE SEN EASON	1	0,000%
PETRUS FOURIE DU PREEZ	1	0,000%
MRS BETSY-ANN GEDDES WORRAKER	1	0,000%
NELSON MANDELA CHILDREN'S FUND	1	0,000%
DR HENDRIK SNYMAN	1	0,000%
MR HENDRIK HAVENGA	1	0,000%
MR TEMOGO MKHABELA	1	0,000%
MRS GERTRUIDA PIENAAR	1	0,000%
MR KAMIR ARJUN	1	0,000%
MR STEFAN VAN EEDEN	1	0,000%
MISS VICTORIA LOUISE ALDGATE	1	0,000%
MR ROBERT PAUL SENKUBUGE	1	0,000%
MR ABEL NGCANE	1	0,000%
MRS RONELLE BOTHA	1	0,000%
MR BUCHANAN CROWIE	1	0,000%
MISS THABISILE MAJOLA	1	0,000%
MR PAUL MADUTE SEBOTHOMA	1	0,000%
MRS CATHERINE OLSEN	1	0,000%
MR KABELO SERETLO	1	0,000%
MR ALBIE CILLIERS	1	0,000%
MR YAQOOB OSMAN	1	0,000%
MR REHAAN EBRAHIM	1	0,000%
MR TSHEPO NGALEKA	1	0,000%
MR MFUNDO NTULI	1	0,000%
MS LUVASHNEE KOLANDA	1	0,000%
MR ZUBAIR PATEL	1	0,000%
MR DAWID JOUBERT	1	0,000%
MISS ANNE MARX	1	0,000%

Full Name	Shareholder Balance (number of shares)	Shareholder Balance %
MR DONOVAN OSBORN	1	0,000%
MR MOHAMED HASSAN NATHA	1	0,000%
MR RENE PRATA DIAS	1	0,000%
MR NKANYISO MBHELE	1	0,000%
MISS NELISWA ZUNGU	1	0,000%
MR DAVID ISAKOW	1	0,000%
MISS REFILOE NYATHELA	1	0,000%
MR ROBERT BRAND	1	0,000%
MR THUTO NTAMANE	1	0,000%
MR MPHO MOATSHE	1	0,000%
MISS LONDIWE DHLAMINI	1	0,000%
MR EPHRAIM SEGONE	1	0,000%
MR THABO MANYENGISA	1	0,000%
MS BONGIWE NGEMA	1	0,000%
MR CHRISTOPHER LIEBENBERG	1	0,000%
MR TRISTAN NORMAN	1	0,000%
MR MURRAY CRICHTON	1	0,000%
MR DUMISANI MKHONZA	1	0,000%
MR MTHOKOZISI MTHABELA	1	0,000%
MR DONGALAMAVUSO FRANCIS MSHENGU	1	0,000%
MISS WILHELMINA ELISABET	1	0,000%
MR WERNER STANDER	1	0,000%
MR ANDREW KASPERSEN	1	0,000%
MR ALEEM PARKER	1	0,000%
MS JEMMA J SMITH	1	0,000%
MR VISHAAL BEHARIRAM	1	0,000%
MR WILLIAM MILTON PHELOANE	1	0,000%
TIMBUKONE PTY LTD	1	0,000%
BOFAS GBAM STD BANK SA DAC	1	0,000%
BNYMSANV AS AGENT/CLIENTS BT G NON	1	0,000%
JPMSLLC CLIENT ASSETS SK Z	1	0,000%
DR HERMANUS MELT VAN NIEKERK	1	0,000%
SUNRISE TOOLS AND BOLTS	1	0,000%
DR DIRK MORAAL	1	0,000%
MR ANDREW TURNER	1	0,000%
MR CHENGDE CHEN	1	0,000%
MR SHINGIRAYI NKUNGU	1	0,000%
MR JOHANNES HENDRIK BOSHOF	1	0,000%
MR SAUL OLYN	1	0,000%
MR JOSEPH L SOLMS	1	0,000%
MISS ARISNA HANNENE WEYER	1	0,000%
MR SHAUN KEITH HOWARD	1	0,000%
MR DAVID ANDREAS MULLER JOUBERT	1	0,000%
MR DANIEL C BEATTY	1	0,000%
MR PAUL ALAN DENT	1	0,000%
MR MICHAEL WRAY MARSHALL	1	0,000%
MR PETRUS G STASSEN	1	0,000%
SECURITIES LENDING CORP	1	0,000%
SHARE SURPLUS ACCOUNT	1	0,000%
MR JAN HORN	1	0,000%

Full Name	Shareholder Balance (number of shares)	Shareholder Balance %
MR DANIEL STEPHANUS OLIVIER	1	0,000%
MISS LIZO ZULU	1	0,000%
MR WILLEM JOHANNES SWANEPOEL	1	0,000%
MR MAYKE A DU PREEZ	1	0,000%
MR KHASA MAGABE	1	0,000%
MR EZEKIEL KGOMONGWE	1	0,000%
MR MUSA LUSHABA	1	0,000%
PROFILE DATA TECHNOLOGY PTY LTD	1	0,000%
MR SIVANESSAN MUNSAMI	1	0,000%
MR BUSANG SIKUNDA	1	0,000%
MR SIFISO EMMANUEL MOTHIBE	1	0,000%
ESTLATE E/L DUMISANI CELE	1	0,000%
MR MOSES DIGANGWANE	1	0,000%
MR DANNY GENGE	1	0,000%
MR MICHAEL SMITH	1	0,000%
MR DANIEL DE KOCK	1	0,000%
MR JOHAN MULLER	1	0,000%
LE ROUX ATTORNEYS INC.	1	0,000%
SIR BRENT WEITZ	1	0,000%
MR SIYANDA NZAMA	1	0,000%
MR ALUNAMIDA MOLOKO MBOBO	1	0,000%
MR AASIF ABBA	1	0,000%
DR MOHAMED-YUSUF OMARJEE	1	0,000%
MR THEMBA MOTHA	1	0,000%
MR AOTLOTLWE KEALEBOGA BOLOKANG	1	0,000%
MS PERSIA MPHAFUDI	1	0,000%
MR LUYANDA BUTHELEZI	1	0,000%
MR MTHUNZI ZWANE	1	0,000%
MR LEHLOHONOLO MODISE	1	0,000%
MR THINUS JOUBERT	1	0,000%
MRS BOITUMELO MONGALE	1	0,000%
MR MATHONGO LAMANI	1	0,000%
MR NJABULO ZONDI	1	0,000%
MR GERALD MUFUNDA	1	0,000%
MR HUBELANI MTHIYANE	1	0,000%
MR MICHAEL JOHN CHEEK	1	0,000%
MISS PHUMELELE MAKHANYA	1	0,000%
MR SIPHO MDHLALOSE	1	0,000%
MR KHUTSO TLABELA	1	0,000%
MS TSHEGOFATSO MOKGATLHE	1	0,000%
MR JACO SMIT	1	0,000%
MS YOLISWA MTHETHWA	1	0,000%
MR RASIVHETSHELE BILL NESENGANI	1	0,000%
MISS CHANEL WESSELS	1	0,000%
MR SHANE SWART	1	0,000%
MR LESLIE TOLMAY	1	0,000%
MR EUGENE KUHN	1	0,000%
MR BUTANA MARTIN RAMPODI	1	0,000%
MR JONATHAN NAIDOO	1	0,000%
MR SIPHESIHLE MASIMULA	1	0,000%

Full Name	Shareholder Balance (number of shares)	Shareholder Balance %
MR SIZWE RADEBE	1	0,000%
MISS THANDEKA MASHEGO	1	0,000%
MR MANDLA SIMELANI	1	0,000%
MISS NOMONDE NGUBANE	1	0,000%
MR MTHUTHUZELI SOMNDYANDYA	1	0,000%
MR ASHFORD MONYANE	1	0,000%
MR SABELO ZWANE	1	0,000%
MR OLEBOGENG SEBOGODI	1	0,000%
MR ISAAC BANTODLENG	1	0,000%
MR RANKANE MALAPILE	1	0,000%
MISS PRIYANKA KOOVERJEE	1	0,000%
MR LIHLE NGXAZA	1	0,000%
MRS YVETTE FOURIE	1	0,000%
MR LINDOKUHLE DLAMINI	1	0,000%
MISS JACOBETH RATHI NTSHABELENG	1	0,000%
MR CILLIE TALJAARD	1	0,000%
MR SIYANDA NGCOBO	1	0,000%
MR SPHAMANDLA MHLANGA	1	0,000%
MR RIVASHEN PARBHU	1	0,000%
MS SIBONGILE ZIKALALA	1	0,000%
MISS NTOMBIZONKE MTHIYANE	1	0,000%
MISS NOKUTHABO MIYA	1	0,000%
MR HENRY NIEUWENHUIS	1	0,000%
MR TUMELO SEKOBA	1	0,000%
MR MARKUS SIHINGA	1	0,000%
MISS KOKETSO MASAKO	1	0,000%
MRS BALESENG ANNA DLANGISA	1	0,000%
MR SIYABONGA AMBITIOUS TSHUMA	1	0,000%
MR THAPELO MOGOANE	1	0,000%
MR BOBBY WARNOCK	1	0,000%
MR MPHO MOTSWALEDI MAGANEDISA	1	0,000%
MR MOGOMOTSI MOTHEI	1	0,000%
MISS NOXOLO DUMA	1	0,000%
MR NKOSINATHI KHWELA	1	0,000%
MS NTHABISENG MOLEMI	1	0,000%
MISS KEAMOGETSWE SEFULARO	1	0,000%
MISS SIPHOKAZI SCHULTZ	1	0,000%
MR THEMBA MTSWENI	1	0,000%
MR MOHAMED HASSIM	1	0,000%
MR DUMILE DANDALA	1	0,000%
MISS IRENE CHAUKE	1	0,000%
MS NTSWAKENG KUNUTU	1	0,000%
MR DENZEL BHEBE	1	0,000%
MR JOHAN DALTON VAN WYK	1	0,000%
MR NJABULO THABETHE	1	0,000%
MISS PHINDILE MQADI	1	0,000%
MISS THEMBELA MNYANDU	1	0,000%
MISS SNETHEMBA SHANGASE	1	0,000%
MS MADIRA DAPHNEY MOLOKANA	1	0,000%
MISS SINETHEMBA NDAKU	1	0,000%

Full Name	Shareholder Balance (number of shares)	Shareholder Balance %
MISS LERATO APHANE	1	0,000%
MR YIBANATHI XOKI	1	0,000%
MR MPHONG MAKGATO	1	0,000%
MR MUSHE MATSEGO	1	0,000%
MR SIYOLISIWE MATROSE	1	0,000%
MR CHRISTOPHER KACHUNGUNU	1	0,000%
MR SIPHAMANDLA PHOSWA	1	0,000%
MR STANLEY NDLOVU	1	0,000%
MR ANDREW NDOU	1	0,000%
MISS FIKILE MABASO	1	0,000%
MRS LIZAHN GOUWS	1	0,000%
MR SITHEMBISO MYEZA	1	0,000%
MR THEMBALETHU NGONGOMA	1	0,000%
MISS THATO PRINCESS SETHIBE	1	0,000%
MR HOPE PHILIP MURALI	1	0,000%
MISS NOKWANDA KHOZA	1	0,000%
ADV MARK MAHAYI	1	0,000%
MISS NCEDIWE MEHLWANA	1	0,000%
MR MENZI ANDERSON KHWELA	1	0,000%
MR FORTUNE GXUMAYO	1	0,000%
MISS DELISILE JANGE	1	0,000%
MRS PRUDENCE PATEL	1	0,000%
MR THABO TUOANE	1	0,000%
MR LEOGANG MABUSELA	1	0,000%
MR SAMUEL NAUDE	1	0,000%
MISS MOIPONE BAME	1	0,000%
MS VALLENTIA NGWENYA	1	0,000%
MISS PRINCESS PHUNGULA	1	0,000%
MISS ARUSHKA NAIDOO	1	0,000%
MR SIMPHIWE NXUMALO	1	0,000%
MR SURPRISE MABUZA	1	0,000%
MS PROMISE SIBIYA	1	0,000%
MISS RIANA ROETS	1	0,000%
MR SIYABONGA MUZIWANDILE ZULU	1	0,000%
MR MPHONG DUMISA	1	0,000%
MR PRINCE DINYAKE	1	0,000%
MISS BONAKALISILE DLAMINI	1	0,000%
MR DAVID SHANGE	1	0,000%
MR SABELO MAGAGULA	1	0,000%
MR SIBUSISO STHOLE	1	0,000%
MR MTHOKOZISI XABA	1	0,000%
MR BLESSING MOKGOLOBOTHO	1	0,000%
MR SIBUSISO TONZE	1	0,000%
MISS SNENHLANHLA SIMELANE	1	0,000%
MRS MONICCAH CHAUKE	1	0,000%
MRS SIBONGILE MKHIZE	1	0,000%
MR KULANI NICOLENE SAMBO	1	0,000%
MR SIYETHEMBA MWANDLA	1	0,000%
MISS RETSHEPILE KGOPA	1	0,000%
MRS NOMVUYISEKO HALLAM	1	0,000%

Full Name	Shareholder Balance (number of shares)	Shareholder Balance %
MR PHILANE ZITHA	1	0,000%
MR THAMI MSIBI	1	0,000%
MISS PAMELA XOLISILE MASANGO	1	0,000%
MISS LEIGHSHE ANDERSON	1	0,000%
MISS BONGIWE MHLAHO	1	0,000%
MR KARABELO SELLO	1	0,000%
MISS MABLE LESITHA	1	0,000%
MR THABISO PULE	1	0,000%
MR GUILARMO TELINTLE	1	0,000%
MISS SLONDILE NGIBA	1	0,000%
MR NKULULEKO MKHIZE	1	0,000%
MR SISA MAKABA	1	0,000%
MR TSHEPISO MAIMANE	1	0,000%
MR MNQOBI NTSHABA	1	0,000%
MR MZAWUTHETHI GRANT SAXOLA MONI	1	0,000%
MR NKOSINATHI NDIMA	1	0,000%
MISS SIPHOKAZI SIKHUNYANA	1	0,000%
MISS MOKGATSANA NTLEKWANA	1	0,000%
MR WELCOME MAKHATSHU	1	0,000%
MS NONTSIKELELO VILAKAZI	1	0,000%
MISS THINTELWA BONISWA	1	0,000%
MISS NTHABISENG MANYAMA	1	0,000%
MISS SIMPHIWE TSHABALALA	1	0,000%
MR LBOGANG GOLOLO	1	0,000%
MISS MPHONYANE MOTSOENE	1	0,000%
MR JACO MARAIS	1	0,000%
MISS SNEHLANHLA SHEZI	1	0,000%
MRS FATIMA LOUW FREDERICKS	1	0,000%
MR BOITUMELO MADIBA	1	0,000%
MS PRINCESS MLANGENI	1	0,000%
MR KOKETSO MOKWENA	1	0,000%
MISS NONHLANHLA MADONTSELA	1	0,000%
MISS SANELE NONHLAKANIPHO LUYAND A	1	0,000%
MR SIPHIWE MOSES SKOSANA	1	0,000%
MISS JESSICA MHONE	1	0,000%
MISS LONDIWE MAKHAYE	1	0,000%
MISS DOLLY RADEBE	1	0,000%
MISS YANDISA NGILANDE	1	0,000%
MISS NOKWAZI MTSHALI	1	0,000%
MISS BOITUMELO MATABANE	1	0,000%
MISS SAMANTA ZONDI	1	0,000%
MR NTSAKO BALOYI	1	0,000%
MISS YUGESHINI PERIASAWMY	1	0,000%
MR BONGINKOSI DLAMINI	1	0,000%
MISS MATAMELA NTHANGENI	1	0,000%
MR SIBUSISO HLONGWANE	1	0,000%
MR THABISO LETSATSI	1	0,000%
MS MBALI NGOBENI	1	0,000%
MS THULISA MKOLO	1	0,000%
MR THAPELO MOTSHABI	1	0,000%

Full Name	Shareholder Balance (number of shares)	Shareholder Balance %
MR MTHOKOZISI NDUMISO XULU	1	0,000%
MR KWANELE GUMBI	1	0,000%
MS ANNA NTULI	1	0,000%
MISS WEZIWE KHABA	1	0,000%
MISS YANGA IVIWE KUBONI	1	0,000%
MISS YANGA DLUNGWANA	1	0,000%
MR SIBUSISO BUTHELEZI	1	0,000%
MISS NALEDI MHLUNGU	1	0,000%
MISS BONGIWE NGUYUZA	1	0,000%
MR TEBOGO EDWARD MOTHOMOHOLO	1	0,000%
MISS IKAELELO SEBOKWANE	1	0,000%
MISS OHSAVIA ZANDILE ZWANE	1	0,000%
MISS PROMISE MSELEKU	1	0,000%
MISS NONHLE CELE	1	0,000%
MR CAMERON DUNN	1	0,000%
MR BLESSING NHLAKANIPHO SOSIBO	1	0,000%
MR DUMISANI ISHMAEL GUMEDE	1	0,000%
MS STHEMBILE RWEXANE	1	0,000%
MR THABO KHOZA	1	0,000%
MR DIEGO JEPHTA	1	0,000%
MR ROGER FORTUIN	1	0,000%
MR NYANISO MASUKU	1	0,000%
MISS KHAZIMULISIWE NKABINDE	1	0,000%
MR QINISO ZUMA	1	0,000%
MR NHLAKANIPHO MBUYISA	1	0,000%
MRS MPUME MTETWA	1	0,000%
MISS PRAISE NTINI	1	0,000%
MR THATO DLAMINI	1	0,000%
MISS JULIA MASHABA	1	0,000%
MR DUANE JONKERS	1	0,000%
MR MUSAWENKOSI MVUYANE	1	0,000%
MISS ZAMANDOSI CELE	1	0,000%
MISS THANDEKA MASONDO	1	0,000%
MRS NTOMBIZODWA MATHABA	1	0,000%
MR SIPHIWE GABELA	1	0,000%
INVESTEC BANK STOCK ACCOUNT LENDING	1	0,000%
MR NDUDUZO SYLVESTER MPHUTHI	1	0,000%
MR LWANDO WOLE	1	0,000%
MR PATRICK MOKWENA	1	0,000%
SIR AYANDA ZENZILE	1	0,000%
MISS ZINHLE NXUMALO	1	0,000%
MISS SHAHNAAZ BAYAT	1	0,000%
MR NTETHELELO SINETHEMBA DLAMINI	1	0,000%
MR MANDELA MABOTHA	1	0,000%
MRS MAKOPANO PHOMANE	1	0,000%
MS KEALEBOGA MMUTLE	1	0,000%
MISS ZIMASA NTETHA	1	0,000%
MR SIBUSISO BUTHELEZI	1	0,000%
MRS QINISILE MALINGA	1	0,000%
MISS SIBONGILE NDLOVU	1	0,000%

Full Name	Shareholder Balance (number of shares)	Shareholder Balance %
MR TREVOR PETERSEN	1	0,000%
MR DELANI BHENGU	1	0,000%
MISS NCEBAKAZI MAZWI	1	0,000%
MS GOSEGO RACOCO	1	0,000%
MR FRANCIS HUTAMO	1	0,000%
MISS DINEO HOBYANE	1	0,000%
MR THUTHUKA MASANGO	1	0,000%
MR THABISO NDLOVU	1	0,000%
MISS NONKULULEKO PRINCESS NGCOBO	1	0,000%
MR THAPELO MOSOMA	1	0,000%
MISS FATIMA DLULANE	1	0,000%
MR NWAYITELo MAHLATHI	1	0,000%
MR MDUDUZI MHLONGO	1	0,000%
MR JOSEPH TSETSEWA	1	0,000%
MISS SITHEMBILE MQADI	1	0,000%
MISS MBALENHLE NJAPHA	1	0,000%
MISS BATHANDWA NGEWU	1	0,000%
MRS TSHEPISO MALATSI	1	0,000%
MS THENJIWE MPEPO	1	0,000%
MISS CHERYLINe REDDY	1	0,000%
MS PETRONELA NYATHI	1	0,000%
MR WILLIAM BOPAPE	1	0,000%
MR SIMPHIWE NDLOVU	1	0,000%
MR TSHEPISO MALOPE	1	0,000%
MR GERT WAHL	1	0,000%
MNR GERHARD JANSE VAN RENSBURG	1	0,000%
MR SELLO MOKOLO	1	0,000%
MRS ELANI FAULDS	1	0,000%
MR MONDLI NGWENYA	1	0,000%
MISS KHAYAKAZI MACEBA	1	0,000%
MISS BUSISIWE SANTI	1	0,000%
MR NKULULEKO FREEDOM NYAWO	1	0,000%
MISS SLINDILE MAPHUMULO	1	0,000%
MR KGAUGELO MOROAMOCHE	1	0,000%
MR TSHEPANG VINCENT MATABOGE	1	0,000%
MR KWANELE NHLAPHO	1	0,000%
MISS KEDIBONE DAISY MAKEGA	1	0,000%
MR SIMPHIWE MLAMBI	1	0,000%
MR EMMANUEL MNGUNI	1	0,000%
MISS BULELWA TANDAZO	1	0,000%
MISS NONTOBeko NZAMA	1	0,000%
MISS LAUREL NSIMBI	1	0,000%
MISS GABISILE MARIA MKHATSHWA	1	0,000%
MR KENNETH NHLENGETHWA	1	0,000%
MR DENNIS JABU MNGUNI	1	0,000%
SIR MANDLENKOSI KHANYILE	1	0,000%
MR KRISHNA MANICKUM	1	0,000%
MR MPUMELELO KHANYILE	1	0,000%
MRS LEAH MSIBI	1	0,000%
MISS AMANDA MOSIBI	1	0,000%

Full Name	Shareholder Balance (number of shares)	Shareholder Balance %
MISS NONHLANHLA MTHEMBU	1	0,000%
MRS PATRICIA MCHUNU	1	0,000%
MISS NONHLANHLA MKHIZE	1	0,000%
MR JACQUES GERBER	1	0,000%
MR MAKABONGWE MNGADI	1	0,000%
MR DELMAINE GOLIATH	1	0,000%
MR SABELO MAPHUMULO	1	0,000%
MISS STHEMBISO GAZIDE	1	0,000%
MR MPHO PAULUS MAILA	1	0,000%
MISS MOSIMA LETSOALO	1	0,000%
MR MATOME MASHAO	1	0,000%
MISS PALESA NTO'NHLE LEBONE	1	0,000%
MS COLLEEN VENTER	1	0,000%
MR MPHO GIFT MASITENG	1	0,000%
MR VUSUMUZI GCUMA	1	0,000%
MR SIYABONGA ZONDI	1	0,000%
MRS MADIRA MOLOKOMME	1	0,000%
MR THABANG TAU	1	0,000%
MRS CELESTE HADLOW	1	0,000%
MR STEPHANUS VOS	1	0,000%
MR RHYNO HERMANUS	1	0,000%
MISS LUCY RAKGAKA	1	0,000%
MR DAVID MPANGALALA	1	0,000%
MISS NONHLANHLA KHUZWAYO	1	0,000%
MR THABISO MKHIZE	1	0,000%
MISS NOMBUYISELO NTINGA	1	0,000%
MISS NONTETHELELO MBATHA	1	0,000%
MISS NOKWANDA NZIMANDE	1	0,000%
MISS GCINELWA SOKETYE	1	0,000%
MISS NTOMBOZUKO BOOI	1	0,000%
MISS HEAMBROSIA REDDY	1	0,000%
MR SANDILE MDHLULI	1	0,000%
MR LERATO MAEPA	1	0,000%
MR DAVID MPANGALALA	1	0,000%
MR MOSA MEKWA	1	0,000%
MR MPUMELELO NKOSI	1	0,000%
MISS ISABELLA SEDUMEDI	1	0,000%
MISS NTANDOYENKOSI MAGWAZA	1	0,000%
MR LUBABALO QHOLA	1	0,000%
MR THABISO TSOTETSI	1	0,000%
MISS THANDEKA AYANDA MADONDO	1	0,000%
MR JEFF MATSIMANE	1	0,000%
MISS ITUMELENG MOCHE	1	0,000%
MR GEORGE NICHOLAS MTHETHWA	1	0,000%
MRS ROSINA TSHABALALA	1	0,000%
MR EMMANUEL MABASO	1	0,000%
MR SINENHLANHLA THANGO	1	0,000%
MR CELUKUBUZA NDLOVU	1	0,000%
ADMIN WESLEY DE VILLIERS	1	0,000%
MR FEZILE GOBA	1	0,000%

Full Name	Shareholder Balance (number of shares)	Shareholder Balance %
DR WALTER SHIBA	1	0,000%
MISS NOMTHANDAZO NJILO	1	0,000%
MS LELETHU KOFI	1	0,000%
MR SANELE NDLOVU	1	0,000%
MR SIBUSISO THEO MATHEBULA	1	0,000%
MR LUCKY CELE	1	0,000%
MISS NALEDZANI MAKHWANYA	1	0,000%
MISS ZIZIPHO MDLADLA	1	0,000%
MR VUSI JANTJIES	1	0,000%
MISS NALEDI SEKGOBELA	1	0,000%
MS PUMLA NKOSANA	1	0,000%
MR BLANE-MIKHAIL ROSSOUW	1	0,000%
MR PEABO DINGAAN MEKHOE	1	0,000%
MR HENDRIK MEYER	1	0,000%
MR SPHAMANDLA ZUMA	1	0,000%
MISS NONHLANHLA MBOKANE	1	0,000%
MR THOKOZAZU WELCOME NDLOVU	1	0,000%
MISS BAXOLILE XOLO	1	0,000%
MR JOACHIM LIEBENBERG	1	0,000%
MISS MOLOKO MABELEBELE	1	0,000%
MISS LINDIWE MOTAUNG	1	0,000%
MR AMUKELANI MAKHUBELE	1	0,000%
TD ARTPIECE CAPITAL MANAGEMENT	1	0,000%
MR RAMMONE PHANTSI	1	0,000%
MISS BOKAMOSO TEMEKI	1	0,000%
MR NATHAN CUPIDO	1	0,000%
MR MONGEZI BASHOLO	1	0,000%
MR LUNGANI MCHUNU	1	0,000%
MR ALEX MBANJWA	1	0,000%
MISS NOBUHLE MBALENHLE NGUBANE	1	0,000%
MISS SINETHEMBA DLADLA	1	0,000%
MS DUMAZILE ZIKHALI	1	0,000%
MS JEANETTE JANSEN	1	0,000%
MR NDUDUZO SAFYWA	1	0,000%
MISS MPHO MATLOKOTSI	1	0,000%
MR KARABO MOHLALA	1	0,000%
MR MALIBONGWE BONELI	1	0,000%
MISS MBALENTSHA THANDO NTSHANGASE	1	0,000%
MRS LUFUNO CHARITY MAMOSEBO	1	0,000%
MISS VUYISILE YVONNE MKHIZE	1	0,000%
MR OLEBOGENG MOSIAPOA	1	0,000%
MISS BRIDGET MBHELE	1	0,000%
MR BHEKANI MCOBOTHU	1	0,000%
MISS NOKUTHULA MASEMOLA	1	0,000%
MISS NOMNOTHO ZAMA	1	0,000%
MR BOITUMELO EPHRAIM MALEBATSANE	1	0,000%
MR LUNGA TUNDZI	1	0,000%
MISS MBALI KWEYAMA	1	0,000%
MR THOMO MALATSI	1	0,000%
MR AYANDA KHUBONI	1	0,000%

Full Name	Shareholder Balance (number of shares)	Shareholder Balance %
MISS BUSISIWE HLELA	1	0,000%
MR SENZENI SHABANGU	1	0,000%
MS PHUMZILE NSELE	1	0,000%
MR TERRY NTLEMO	1	0,000%
MISS NTOMBIKAYISE SKOSANA	1	0,000%
MISS GUGU HLATSHWAYO	1	0,000%
MR DESMOND NCUBE	1	0,000%
MR MPHO MATHEBULA	1	0,000%
MISS PONAGATSO MASHIANE	1	0,000%
MR NKOSINGIPHILE MAFULEKA	1	0,000%
MISS PRETTY-PAT HADEBE	1	0,000%
MRS NOBESUTHU SIBANDE	1	0,000%
MR SIMISO MDAKANE	1	0,000%
MISS MASEGO KGWADI	1	0,000%
MR BLESSING DLAMINI	1	0,000%
MRS RAMAESELE LERATO MATHABATHA	1	0,000%
MISS LAURAIN MTHEMBU	1	0,000%
MS LERATO MAFUMA	1	0,000%
MR MUTSHIDZI TSANWANI	1	0,000%
MR NKULULEKO SITHOLE	1	0,000%
MISS THOLANI LANGA	1	0,000%
MR NESAN GOUNDER	1	0,000%
MISS ZENANDE GOBENI	1	0,000%
MR KAGISO MAROALE	1	0,000%
MR ELPHAS MAPHANGA	1	0,000%
MR SEABELO DIRULELO	1	0,000%
MR HASHLEN NAIDOO	1	0,000%
MISS MUSUNDWA SELIMA	1	0,000%
MR KGO THATSO TJALE	1	0,000%
MR XOLISILE QWESHA	1	0,000%
MR NEO RASEBECEHE	1	0,000%
MISS MPUME MAPHUMULO	1	0,000%
MR SIZWE HLEZA	1	0,000%
MS LETTIE MOLOTE	1	0,000%
MISS SSIMPHIWE TINI	1	0,000%
MR NICHOLAS NGWENYA	1	0,000%
MR BONGANI JAWULA	1	0,000%
MR VELEMSANI TSABEDZE	1	0,000%
MISS NONTOBENKO ZONDI	1	0,000%
MISS NONHLANHLA THEMBA	1	0,000%
MR THABISO MUDAU	1	0,000%
MR KOTOTSANE JOHN RALETHIBELA	1	0,000%
SSBTC CLIENT OMNIBUS ACCOUNT -	1	0,000%
MS DOROTHY MATLHOKO	1	0,000%
MS MOLEBOGENG MOREO	1	0,000%
MISS JOYCE KARABO PHALA	1	0,000%
MR CHRISTOPHER MELUSI MASUKU	1	0,000%
MR SIYABONGA GUMEDE	1	0,000%
MR THABANI NGIDI	1	0,000%
MISS THABELANG SEFOKA	1	0,000%

Full Name	Shareholder Balance (number of shares)	Shareholder Balance %
MR FROYET TOLAMO	1	0,000%
MR ASHVEER CHAITHRAM	1	0,000%
MISS NOKWANDA LYNETTE CHONCO	1	0,000%
MISS NQOBILE MAZIBUKO	1	0,000%
MR KEKE KAU	1	0,000%
MISS VALENCIA VINOLIA MATHONSI	1	0,000%
MR SEFAKO MATHAPO	1	0,000%
MR PHILIP KAASI	1	0,000%
MR HLONIPHANI CELE	1	0,000%
MR TSHEPO MAGABE	1	0,000%
MR SIWAPHIWE MKHUZO	1	0,000%
MR MONDLI MKHIZE	1	0,000%
MR LEOGANG SETAGISA	1	0,000%
MR CEBISA NGWANE	1	0,000%
MR MXOLISI MSOMI	1	0,000%
MR GARTH CARELSE	1	0,000%
MR MPUMELELO RADEBE	1	0,000%
MR KEVIN RAMAN	1	0,000%
MR NKOSINGIPHILE NGWABI	1	0,000%
MR MXOLISI DLAMINI	1	0,000%
MS ZAMA MHLONGO	1	0,000%
MR ONGEZIWE MPANGE	1	0,000%
MR THOBANI NDEBELE	1	0,000%
MISS EPHENIAH SEBOTHOMA	1	0,000%
MISS OVAYO SWARTBOOI	1	0,000%
SIR S'CEBI HADEBE	1	0,000%
MR ANDILE MKHIZE	1	0,000%
MR NDODO THABEDE	1	0,000%
MR NIVASH MOONASUR	1	0,000%
MR NEO MOKWAPE	1	0,000%
MR KAMOHELO MPHUTHI	1	0,000%
MS PHILISWA LAWU	1	0,000%
MR THABISO MAKHAZA	1	0,000%
MR DUMISA MOSHANI	1	0,000%
MR SIBUSISO SELBY ZITHA	1	0,000%
MR LUCKY MABENA	1	0,000%
MR KHATHUTSHELO MASITHI	1	0,000%
MRS LINDIWE KHATSHI	1	0,000%
MRS THABO RAMMY RAMAPUPUTLA	1	0,000%
MISS NOSIPHO MDLALOSE	1	0,000%
MR KOKETSO MASHEGO	1	0,000%
MISS CELESTINAH LANGA	1	0,000%
MR ELVIS TEFFO	1	0,000%
MR SIYANDA MAKHANYA	1	0,000%
MR SIZWE XABA	1	0,000%
MISS HLENGIWE BIYELA	1	0,000%
MR TAOLO BERNARD MORWAAGAE	1	0,000%
MR NTSHAVHENI LURULI	1	0,000%
MR JIMMY MADUMETSA MAKHUDU	1	0,000%
MS BOITUMELO VANESSA KGWEBANA	1	0,000%

Full Name	Shareholder Balance (number of shares)	Shareholder Balance %
MR KAMOHELO MAHLASELA	1	0,000%
MR NGCEBO MYEZA	1	0,000%
MR NKULULEKO NTOMBELA	1	0,000%
MR SELLO NGANYANE	1	0,000%
MS JANET SEBENZILE MATHIBELA	1	0,000%
MISS KGOHATSO SARA MALATJI	1	0,000%
MR SAKHILE NDLOVU	1	0,000%
MS NOKWANDA KHUSI	1	0,000%
MR TSHOKOLO DANIEL NCHEFU	1	0,000%
MR XOLANE MPONDO	1	0,000%
MISS HLONIPHILE NCUBE	1	0,000%
MISS SINDISWA KHUZWAYO	1	0,000%
MS NONKANYISO NDIMANDE	1	0,000%
MR SIFISO DLAMINI	1	0,000%
MISS NOMANDLA MALULEKA	1	0,000%
MR REMANO KASPER	1	0,000%
MS MBALI THOKOZISA N KHOZA	1	0,000%
MR QINISO ZUNGU	1	0,000%
MR MANELISI LUKHOZI	1	0,000%
MS PRINCESS MAFODI	1	0,000%
MR WISEMAN MASHWANA	1	0,000%
MR SIBUSISO SINDANE	1	0,000%
MISS NONKULULEKO ZODUMO NTSHANGASE	1	0,000%
MS NKOSINOTHANDO MKHWANAZI	1	0,000%
MISS THULISILE THAGE	1	0,000%
MR GOBOITSHEPO MOLOTO	1	0,000%
MRS LUSANDA MONLEKI	1	0,000%
MR THEMBOKWAKHE XULU	1	0,000%
MS DINEO MOHLALA	1	0,000%
MR MUZUVUKILE BUTHELEZI	1	0,000%
MR LONWABO FLARA	1	0,000%
MR SBONGINHLANHLA SBUSISO NGUBANE	1	0,000%
MS NOMFUNDO MKHIZE	1	0,000%
MR SIPHELELE JEFFREY SHANDU	1	0,000%
MR SFISO WISEMAN MAJOLA	1	0,000%
MS GCOTYELWA SOGIBA	1	0,000%
MS SIBONSILE FAITH MPUMLO	1	0,000%
MISS XOLISWA NGOBESE	1	0,000%
MR LUNGANI MHLUNGU	1	0,000%
MISS GLADYS NKOSI	1	0,000%
MR EDWIN THABISO SEOE	1	0,000%
MISS SINDISIWE NENE	1	0,000%
MISS THANDEKA SHABANGU	1	0,000%
MISS AYANDA MAKHOBHA	1	0,000%
MRS LONDIWE NENE	1	0,000%
MR GAOPALELWE MOGAMI	1	0,000%
MS LYNETTE BOSHOFF	1	0,000%
MR MFANA CALLMAN NDLOVU	1	0,000%
MR JAMES MOKOENA	1	0,000%
MR NKOSINGIPHILE MADLALA	1	0,000%

Full Name	Shareholder Balance (number of shares)	Shareholder Balance %
MISS BONGEKILE BUTHELEZI	1	0,000%
MISS PARADERCIA SIBONGILE	1	0,000%
MISS MATELA MONARENG	1	0,000%
MR DANIEL MOTLANA	1	0,000%
MR MLUNGISI ANDRIES MOSHODI	1	0,000%
MR ABLE KAGISO MALETE	1	0,000%
MR SIKO VUSANI	1	0,000%
MISS NTATHU KHOZA	1	0,000%
MR THANDANANI BOPHELA	1	0,000%
MISS PHUMLA MPANGANE	1	0,000%
MS NOZIPHO NDINISA	1	0,000%
MRS EMILY BLAAR	1	0,000%
MR KEORAPETSE SHOKO	1	0,000%
MR SIFISO SITHOLE	1	0,000%
MISS LERATO MBOLA	1	0,000%
MR ALPHIOUS ITUMELENG RAHUBE	1	0,000%
MS FIONA MFEKA	1	0,000%
MR SAMKELO NTIKINCA	1	0,000%
MISS ZANDILE B GASA	1	0,000%
MR SFUNDO WONDERBOY NXUMALO	1	0,000%
MS NONTOKOZO DLOMO	1	0,000%
MR SHIVAAL GANESH	1	0,000%
MS NOXOLO MKIZE	1	0,000%
MS PHUMELELE NXELE	1	0,000%
MISS SHERLY MKIVA	1	0,000%
MR SELBY MKHABELA	1	0,000%
MR MTHEMBENI MADUNA	1	0,000%
MR LUNGISANI SABELO MTHETHWA	1	0,000%
MR SIFISO MASEKO	1	0,000%
MR MASHOLOBANE MAKOFANE	1	0,000%
MR SICELI GULE	1	0,000%
MR HLOMLA NOZIGOWABA	1	0,000%
MISS APHIWE MBAVA	1	0,000%
MISS AWANDE MTSHALI	1	0,000%
MISS KHANYISILE MKHWANAZI	1	0,000%
MISS DAISY TENDAI MDEKA	1	0,000%
MISS CORDELIA KUBASHE	1	0,000%
MISS WENDY LUKHOZI	1	0,000%
MS JENNY MACHANGU	1	0,000%
MISS THABISILE MATHOBELA	1	0,000%
MS MINENHLE LUMEZA	1	0,000%
MS KHOLIWE NTULI	1	0,000%
MR MAKADUNYISWE GOGO	1	0,000%
MR SFUNDO ZIKALALA	1	0,000%
MR NTOKOZO MAVUNDLA	1	0,000%
MR LINDOKUHLE MSIZA	1	0,000%
MR SIPHELELE MANQELE	1	0,000%
MR JUSTICE OBERT MAWAYI	1	0,000%
MISS NOMFUNDO KUBHEKA	1	0,000%
MR MTHOKOZISI MABASA	1	0,000%

Full Name	Shareholder Balance (number of shares)	Shareholder Balance %
MR SIKHUMBUZO MTHETHWA	1	0,000%
MISS BONGIWE MHLONGO	1	0,000%
MS NONKULULEKO MNDAWENI	1	0,000%
MR BONGUMENZI MBATHA	1	0,000%
MISS MBALENTLE NTSHINKA	1	0,000%
MRS TSHOLOFELO ZUZANI	1	0,000%
MS MASHALA MOLOKOMME	1	0,000%
MR SONWABO MVIMVI	1	0,000%
MS PALESA MOFOKENG	1	0,000%
MS KWENZEKILE KHUZWAYO	1	0,000%
MR THABO RASHERE	1	0,000%
MR JONATHAN KATLEHO MBEBE	1	0,000%
MR THULANI HONONO	1	0,000%
MR THABISO MOKOENA	1	0,000%
MS AKHONA NXUMALO	1	0,000%
MS STHANDWESIHLA MHLONGO	1	0,000%
MS ADELAINA PILLAY	1	0,000%
MR PUKE MARISHANE	1	0,000%
MISS KGOHATSO RAMETSI	1	0,000%
MS SAMUKELISIWE NGUBANE	1	0,000%
MR ENDINAKO MKIVA	1	0,000%
MR NTSIKA STYODANA	1	0,000%
MS NOXOLO MYENDE	1	0,000%
MRS PRETTY SISHI	1	0,000%
MISS NONHLANHLA KHANYILE	1	0,000%
MR MAYIBONGWE KHUMALO	1	0,000%
MISS SIMPHIWE KHUMALO	1	0,000%
MS ZINTLE BULU	1	0,000%
MS ASANDA PAMANE	1	0,000%
MRS FREDAH MMANGAPO MAKHUSHA	1	0,000%
MS NOMPUMELELO MNCUBE	1	0,000%
MR THABO SIHLE KHUMALO	1	0,000%
MR ANELE CLINTON NKUNKUMA	1	0,000%
MR LEBOHANG SEKETE	1	0,000%
MS SINOTHILE KHUMALO	1	0,000%
MR APHIWE JARA	1	0,000%
MR LUCKY NGOBENI	1	0,000%
MR LEKGAU LEHLALERWA	1	0,000%
MISS MERITIOUS MKHIZE	1	0,000%
MR SANELE HADEBE	1	0,000%
MR XAVIER MTHETHWA	1	0,000%
MISS PHILILE THEMBELA	1	0,000%
MR NKOSINATHI MASHAYA	1	0,000%
MS WINNIE MAHLANGU	1	0,000%
MRS LONDIWE ZONDI	1	0,000%
MR SPHAMANDLA XIMBA	1	0,000%
MS TSHEPISO MAMETJA	1	0,000%
MS BUSISIWE MTHETHWA	1	0,000%
MR TEBOHO TLADI	1	0,000%
MS YENZIWE MNYANDU	1	0,000%

Full Name	Shareholder Balance (number of shares)	Shareholder Balance %
MR AHMED MOOLLA	1	0,000%
MISS PHUMZILE NOMAVUSO FORTUNAT E	1	0,000%
MR IDO RAMOGAYANA	1	0,000%
MR JOSEPH GREYLING	1	0,000%
MS SINDISWA NXUMALO	1	0,000%
MS KOKETSO MAUTLANE	1	0,000%
MS SIPHESIHLE ZAPE	1	0,000%
MS ANDILE MTHEMBU	1	0,000%
MR FAAIEK ABADER	1	0,000%
MR MINENHLE MALEMBE	1	0,000%
MS GOITSEMANG MALEDU	1	0,000%
ABSA STOCKBROKERS PTY LTD	1	0,000%
MR SANDISO NJOMI	1	0,000%
MISS IVIWE GUGU DANGAZELA	1	0,000%
MS FEZILE NTOMBELA	1	0,000%
MISS TSHEGOFATSO MAIMELA	1	0,000%
MR SBUSISO NDLELA	1	0,000%
MISS MINENHLE NDABA	1	0,000%
MS NOKUTHULA NZIMANDE	1	0,000%
MR SIYABONGA NTOMBELA	1	0,000%
MS PHUTI KGAFELA	1	0,000%
MR SBUSISO AYANDA NDLANGISA	1	0,000%
MS PHIWOKUHLE ZULU	1	0,000%
MR SIFISO SAMBO	1	0,000%
MISS VUYISWA MOKWENA	1	0,000%
MR ZOLILE GOMO	1	0,000%
MR ERIC MAINGI KIMANI	1	0,000%
MR SANDILE MBISI	1	0,000%
MR SIPHESIHLE NKAMBULE	1	0,000%
MISS NOMPUMELELO KUBHEKA	1	0,000%
MR ISRAEL MASHUDU NETSHIUMONI	1	0,000%
MR THABO DITHATO	1	0,000%
MR THOBANI KHUBISA	1	0,000%
MISS NONKULULEKO AYANDA NENE	1	0,000%
MR MUHAMMED JADWAT	1	0,000%
MISS EDWARDINE SPRINGBOK	1	0,000%
MR SIBULELE TSHANGANA	1	0,000%
MS NOMCEBO KHOZA	1	0,000%
MR ANDILE SHEZI	1	0,000%
MR WAYNE MBOKAZI	1	0,000%
MISS SINOTHILE BIYELA	1	0,000%
MR NQOBILE XULU	1	0,000%
MR SIYABONGA SITHOLE	1	0,000%
MS THANDEKA XABA	1	0,000%
MR NQUBEKO MLOTSHWA	1	0,000%
MR THABANG THIBEDI	1	0,000%
MS ASANDA NDLOVU	1	0,000%
MR THEMBINKOSI MAZIBUKO	1	0,000%
MR AMOGELANG MOERANE	1	0,000%
MR JOHANN MYBURGH	1	0,000%

Full Name	Shareholder Balance (number of shares)	Shareholder Balance %
MS SIVIWE ZANGQA	1	0,000%
MRS ZANELE SAMKELISIWE BRIGHTNE SS	1	0,000%
MS SANDRA MANZINI	1	0,000%
MR ITUMELENG SHASHA	1	0,000%
MR LUSANDA BIYELA	1	0,000%
MS BUSISIWE KHANYE	1	0,000%
MR SIBUSISO NGUBANE	1	0,000%
MS HAPPINESS NGIDI	1	0,000%
MR NKOSINATHI LUSHABA	1	0,000%
MISS CINDY NKOSI	1	0,000%
MISS APHIWE BILDOKWE	1	0,000%
MISS LUPHIWE HLATSHWAYO	1	0,000%
MS HOPE VHUMA	1	0,000%
MS NOKUKHANYA SHEMBE	1	0,000%
MS NONHLANHLA SHINGA	1	0,000%
MS THOBEKA NGCOBO	1	0,000%
MR TINYIKO NDLOVU	1	0,000%
MS XIHUNDLA SHIBAMBU	1	0,000%
MR LWAZI NDLOVU	1	0,000%
MR SIZWE SHELEMBE	1	0,000%
MRS ASISIPHO THETYANA	1	0,000%
MS KOKETSO MANAMELA	1	0,000%
MR LEBURU KGANAKGA	1	0,000%
MR LINDA ZIQUBU	1	0,000%
MR MAHLELWANE LIBERTARIO KHUMALO	1	0,000%
MR LESEGO NCWADI	1	0,000%
MS NONTEMBEKO FINIZA	1	0,000%
MS JABU NGCOBO	1	0,000%
MS SINETHEMBA SIBIYA	1	0,000%
MR PATRICK NTULI	1	0,000%
MR PABALLO MAGAYI	1	0,000%
MR ANDILE TWALA	1	0,000%
MS SENEZELO XULU	1	0,000%
MS PHUMZILE ZWANE	1	0,000%
MS ZANELE MOHLABI	1	0,000%
MR LUYANDA MSANE	1	0,000%
MR CHARLES PARSONS	1	0,000%
MR BRIAN MTHOMBOTHI	1	0,000%
MR KENNETH TSHABALALA	1	0,000%
MR SIYABONGA NKOMONDE	1	0,000%
MR BAYANDA GUMBI	1	0,000%
MS PRIMROSE LEBEKO	1	0,000%
MS NOMBULELO MYAKA	1	0,000%
MS NTOKOZO NDIMANDE	1	0,000%
MISS BONGIWE MGAGA	1	0,000%
MS BORNPHOTIA MOKOBODI	1	0,000%
MR SEKGALABANA LEDWABA	1	0,000%
MRS EMATJIE DIGOMO	1	0,000%
MS ZAMANGEMA MNGADI	1	0,000%
MS THEMBEKILE SITHEBE	1	0,000%

Full Name	Shareholder Balance (number of shares)	Shareholder Balance %
MS BAWINILE SHABANE	1	0,000%
MRS SANELE MAJOLA	1	0,000%
MR SMANGA SINDANI	1	0,000%
MS ABONGILE MADONDOLO	1	0,000%
MS LUNGISILE LUBANYANA	1	0,000%
MR KWANDA MSIBI	1	0,000%
MISS AMAHLE MDLETSHE	1	0,000%
MS BONGIWE LANGA	1	0,000%
MR NQABISILE-QUINTON FUZANI	1	0,000%
MRS THEMBEKA MNISI	1	0,000%
MISS STHANDWA XULU	1	0,000%
MS NOMPUMELELO NDLAZI	1	0,000%
MR SABELO MZIMELA	1	0,000%
MS SIPHESIHLE MAJOLA	1	0,000%
MS KAGISO MOKONE	1	0,000%
MR EDZANI MUDAU	1	0,000%
MR NKOSINATHI NDABA	1	0,000%
MR THEMBA ZONDO	1	0,000%
MS SAMKELISO NCUBE	1	0,000%
MISS JWALANE JEANETTE KAMBULE	1	0,000%
MS DINEO MATHIPA	1	0,000%
MS BUYISWA BALENI	1	0,000%
MISS ZENANDE NOMSOBO	1	0,000%
MISS THULILE FAKUDE	1	0,000%
MISS ANELE MABASO	1	0,000%
MR PHAKAMANI DLAMINI	1	0,000%
MR KHAYELIHLE MDLULI	1	0,000%
MS ZINHLE NGCOBO	1	0,000%
MS NOZIPHO MDINGI	1	0,000%
MISS NOBANTU MTHETHWA	1	0,000%
MS DINEO MOSIA	1	0,000%
MISS SINAWO MABOZA	1	0,000%
MS KEITUMETSI TSOTETSI	1	0,000%
MS FEZEKA DUMA	1	0,000%
MISS GUGU SITHOLE	1	0,000%
MR SIYABONGA NGEMA	1	0,000%
MS NTHABELENG MOTHIBELI	1	0,000%
MISS NONDUMISO MELANIE PILLAY	1	0,000%
MR THENDO MMBENGENI	1	0,000%
MISS NOKUBONGWA MBAVA	1	0,000%
MISS NONHLE BHEKAMEVA	1	0,000%
MR ADRIAAN OOSTHUIZEN	1	0,000%
MS MINENHLE KHAMBULE	1	0,000%
MISS PHINDILE MHLONGO	1	0,000%
MR WENDALL ANDREWS	1	0,000%
MISS PORTIA MTESHANE	1	0,000%
MISS PHUMELELE SILO	1	0,000%
MS LUNGILE TSHABALALA	1	0,000%
MS FEZEKA BOVUNGANA	1	0,000%
MISS THANDIWE NGEMA	1	0,000%

Full Name	Shareholder Balance (number of shares)	Shareholder Balance %
MS PHINDILE SHOZI	1	0,000%
MR SIYABONGA MWELASE	1	0,000%
MR ZWANE ZWANE	1	0,000%
MS NONKULULEKO MATHENJWA	1	0,000%
MR PONTSHO NTLHANE	1	0,000%
MR PHELELANI THABETHE	1	0,000%
MR FRANS MASANGO	1	0,000%
MISS SIBONGILE NHLAPO	1	0,000%
MS PORTIA MBAMBO	1	0,000%
MISS ZINHLE CAROL MBONANI	1	0,000%
MS NOMFUNDO MAKHANYA	1	0,000%
MR EMMANUAL PARKER	1	0,000%
MS THANDEKA MNGUNI	1	0,000%
MR PHIWOKUHLE DLAMINI	1	0,000%
MR THEMBILE LEONARD PONDO	1	0,000%
MS PHINDILE MADONSELA	1	0,000%
MR MFUNDO NDEBELE	1	0,000%
MISS SESETHUTSIPHO MBOTSHELWA	1	0,000%
MR THABO MABUZA	1	0,000%
MISS NELISIWE DLAMINI	1	0,000%
MR FREDDY MHLONGO	1	0,000%
MR MTHOKOZISI MBATHA	1	0,000%
MISS ZAMAGUGU MAHLALELA	1	0,000%
MRS BRIGID ALSTON	1	0,000%
MS NADIA KOCK	1	0,000%
MR SIMPHIWE MBONAMBI	1	0,000%
MRS NONHLANHLA MOKGOPO	1	0,000%
MR NKANYISO SIBISI	1	0,000%
MR LUNGISANI MDLALOSE	1	0,000%
MS LINDIWE SIMELANE	1	0,000%
MS BUSISIWE DLAMLENZE	1	0,000%
MS THABILE HLANGU	1	0,000%
MR SAKHILE MNGOMEZULU	1	0,000%
MR CLINTON SELALUKE	1	0,000%
MISS BUSISIWE ZUMA	1	0,000%
MR COURAGE KGOMO	1	0,000%
MS PHILISIWE CHILIZA	1	0,000%
MS LUNGI MELANE	1	0,000%
MRS IVY RASIKHOKO	1	0,000%
MR DEMBE MASHAU	1	0,000%
MISS NTOKOZO GAMEDE	1	0,000%
MISS NONKULULEKO YAKA	1	0,000%
MISS AMANDA MOGAADILE	1	0,000%
MR THABANG MOTLAPEMA	1	0,000%
MS SLINDILE BUSISIWE MTHEMBU	1	0,000%
MR VUYANI NTELEZI	1	0,000%
MS EUNICE DHLAMINI	1	0,000%
MS JENNIFER GUMEDE	1	0,000%
MR SPHAMANDLA ZUNGU	1	0,000%
MR SAMKELO MDLATU	1	0,000%

Full Name	Shareholder Balance (number of shares)	Shareholder Balance %
MR FRANK SHILUBANE	1	0,000%
MS CARLA SWANEPOEL	1	0,000%
MISS NCOBILE MZIMBA	1	0,000%
MS ANDILE CHAMANE	1	0,000%
MR MHLengi MATHONSI	1	0,000%
MS NOMFUNDO MKHIZE	1	0,000%
MRS NOMPUMELELO PAMELA ZWANE	1	0,000%
MR BRAMLIN SOLOMONS	1	0,000%
MR ZINHLE MADLALA	1	0,000%
MR NTANDO ZONDI	1	0,000%
MR MALINGCWALISE MADIKIZELA	1	0,000%
MR THEMBELANI MABIZELA	1	0,000%
MR NTOKOZO MAZIBUKO	1	0,000%
MS ABELWE MBASHE	1	0,000%
MS NTOMBIKHONA GAMA	1	0,000%
MR SFUNDO GWALA	1	0,000%
MR MZWANELE MATU	1	0,000%
MR LEGOLOGELA MABOKO	1	0,000%
MR SIPHOSETHU TSHABALALA	1	0,000%
MS NOMALISA WANDY MNGANISA	1	0,000%
MR MUSA NDLOVU	1	0,000%
MRS FIRDAUS HENDRICKS	1	0,000%
MR XOLISA NINZI	1	0,000%
MISS HERMINAH KEKANA	1	0,000%
MR THABANG KIBE	1	0,000%
MR THOBANI MTHOMBENI	1	0,000%
MS TESSA JAFTHA	1	0,000%
MISS HLENGIWE MSOMI	1	0,000%
MR SIYAVUYA MBONDWANA	1	0,000%
MR PRINCE SKOSANA	1	0,000%
MR SDUDUZO SETHEMBELE CELE	1	0,000%
MISS SAMUKELISIWE NOBUNGA	1	0,000%
MRS NTHABISENG LUCAS	1	0,000%
MR NKANYISO ZIKODE	1	0,000%
MS NONTOBeko CELE	1	0,000%
MISS LONDIWE MBOKAZI	1	0,000%
MR SCELO SHAZI	1	0,000%
MR LUCKY MAHLANGU	1	0,000%
MR SMANGALISO MDLOVU	1	0,000%
MRS CECILIA MATLHAKOANE	1	0,000%
MR CLIVE ADAMS	1	0,000%
MS THOKOZA SIYONGWANA	1	0,000%
MS CHRISTABELL MHLANGA	1	0,000%
MS NOMUSA KHUMALO	1	0,000%
MRS NTAOLENG PATRICIA TSAUTSE	1	0,000%
MR PATRICK NTEPE	1	0,000%
MISS KAGISO MASILELA	1	0,000%
MS TUMELO TWALA	1	0,000%
MS SIMANGELE SIBIYA	1	0,000%
MR CHARL DU PLESSIS	1	0,000%

Full Name	Shareholder Balance (number of shares)	Shareholder Balance %
MR SBUSISO DLADLA	1	0,000%
MISS PHIWOKUHLE SABELA	1	0,000%
MS NONKULULEKO NTULI	1	0,000%
MR VUYANI MABINDISA	1	0,000%
MR NDUMISO GABELA	1	0,000%
MRS ELIZABETH MASHELE	1	0,000%
MS NTOMBIFUTHI RADEBE	1	0,000%
MS THABISILE MEMELA	1	0,000%
MR NKANYISO MDUDUZI SIMELANE	1	0,000%
MS BATHABILE NGIDI	1	0,000%
MR MDUDUZI MLAZI	1	0,000%
MISS ANTONETTE NOMPILO KHOZA	1	0,000%
MR LUFUNO MULAUDZI	1	0,000%
MISS MOSIMA MMATLI	1	0,000%
MR NIWAKHE MDINGAZWE	1	0,000%
MR NKULULEKO MAMPOLA	1	0,000%
MISS SIMANGELE SIBAYA	1	0,000%
MR PETER HOALA	1	0,000%
MR NKOSINATHI MALI	1	0,000%
MR MHLengi MCHUNU	1	0,000%
MR MICHAEL MDAKANE	1	0,000%
MR SIBUSISO NGUBENI	1	0,000%
MR MT MTSHWENI	1	0,000%
MR THABANG SERITSANE	1	0,000%
MR DAN MACHETE	1	0,000%
MISS NOMAGUGU MSOMI	1	0,000%
MS AMANDA MADLALA	1	0,000%
MISS AYANDA THUBELIHLE MAJOLA	1	0,000%
MR ERIC NDLOVU	1	0,000%
MS CONSTANCE CHAUKE	1	0,000%
MR NHLAKANIPHO NGIDI	1	0,000%
MS NOTHANDO MBOKAZI	1	0,000%
MS NOKUTHULA SIBANYONI	1	0,000%
MR GOMOLEMO KGASE	1	0,000%
MISS PHUMELELE MNGOMA	1	0,000%
MR ZOLISA MAGOJO	1	0,000%
MR BULELA NKAULE	1	0,000%
MR BONITO MARELECO	1	0,000%
MR SIPHO MTSWENI	1	0,000%
MISS NOKUZOLA DUKUZA	1	0,000%
MR LUXOLO SHANE THOMPSON	1	0,000%
MRS ABEGAIL BUSISWA MAGADLELA	1	0,000%
MRS VUYISWA MAKI	1	0,000%
MR CHUENE KHWINANA	1	0,000%
MR MONWABISI MKHOSI	1	0,000%
MR VUKOSI MUNYAI	1	0,000%
MR SIPHESIHLE SIBANDE	1	0,000%
MS SFUNDO MDLULI	1	0,000%
MISS GIFT NKADIMENG	1	0,000%
MR LITHEMBA SOMTA	1	0,000%

Full Name	Shareholder Balance (number of shares)	Shareholder Balance %
MISS PRISCILLA LUDICK	1	0,000%
MRS KEALEBOGA MOPAI	1	0,000%
MR CEDRICK MOSHOMA	1	0,000%
DR NKANYISO NSELE	1	0,000%
MISS MPATHOYENKOSI SABELA	1	0,000%
MS NQOBILE ZONDI	1	0,000%
MS MNGETJANI SKOSANA	1	0,000%
MR SIMON TSHABALALA	1	0,000%
MISS BONNIE KOKOTLA	1	0,000%
MR SIFUNINDLELA MASONDO	1	0,000%
MR AUSTIN RAMMEKWA	1	0,000%
MS LUNGISWA NKOSIYAPHANTSI	1	0,000%
MR SANDILE SHABALALA	1	0,000%
MS THULISILE GABELA	1	0,000%
MS ZWIVHUYA PRIMROSE MUNYAI	1	0,000%
MRS MADINOGE MASHIFANE	1	0,000%
MS SARAH SEMENYE	1	0,000%
MR MONGEZI MBOYI	1	0,000%
MRS HANDELINE JACOBS	1	0,000%
MRS BOITUMELO KONOPI	1	0,000%
MISS MPHO MOERANE	1	0,000%
MS ZOTHILE KHOZA	1	0,000%
MR E. MOTUMI	1	0,000%
MS BOMKAZI MATTA	1	0,000%
MISS STHANDWAYINKOSI BUTHELEZI	1	0,000%
MR ROGAN JONES	1	0,000%
MR SPHELELE BOKOSE	1	0,000%
MISS BUSISIWE SILUMA	1	0,000%
MR STANFORD MAGAGULA	1	0,000%
MRS PAMELA SILWANA	1	0,000%
MS AMANDA NDAYI	1	0,000%
MR THABISO SISHI	1	0,000%
MR VELAPHI NGHONYAMA	1	0,000%
MR SPHAMANDLA NZAMA	1	0,000%
MR THABANG MOLAPO	1	0,000%
MR SIMPHIWE MADONSELA	1	0,000%
MISS NOXOLO MHLONGO	1	0,000%
MR THAPELO MAHANE	1	0,000%
MISS SMANGELE PENELOPE SOSIBO	1	0,000%
MS SISANDA QATSI	1	0,000%
MR NTANDAZO MJOLI	1	0,000%
MRS SHERVON CAVANAGH	1	0,000%
MS QUEEN N RADEBE	1	0,000%
MS KATLEGO DIATSHWANA	1	0,000%
MS SIKONA KONONO	1	0,000%
MS HLENGIWE MNGUNI	1	0,000%
MS SEMAKALENG SETLHARO	1	0,000%
MR LORESI MTSWENI	1	0,000%
MISS RUTH RANTSIENG	1	0,000%
MISS LINDA PALESA MSOMI	1	0,000%

Full Name	Shareholder Balance (number of shares)	Shareholder Balance %
MS EVIDENCE MALEBE	1	0,000%
MR STHABISO NDLOVU	1	0,000%
MR MALUSI MATHABA	1	0,000%
MR A. B DUBULA	1	0,000%
MR SAKATA LEBOTSE	1	0,000%
MS NKAMOGELENG MUNGONI	1	0,000%
MR SPHESIHLE MBELE	1	0,000%
MISS MPHO PAULINA WILHELM	1	0,000%
MS NTSHUNXEKO MAKHUBELE	1	0,000%
MR HEINRICH GELDENHUYS	1	0,000%
MR NIKELANI MKHULISE	1	0,000%
MR JOHN MANGANYI	1	0,000%
MISS OMPHEMETSE SETSWE	1	0,000%
MS NOLUTANDO MDEYIDE	1	0,000%
MS AYANDA MTHETHWA	1	0,000%
MR SANDILE MGEWU	1	0,000%
MISS LEBOGANG CHILOANE	1	0,000%
MISS KAMO MORIPE	1	0,000%
MS KAGISO MALUMISI	1	0,000%
MISS EDWINA BOTHA	1	0,000%
MR KATLEHO MOKOENA	1	0,000%
MISS LEILE NCHABELENG	1	0,000%
MISS ZETHU FORTUNATE MABENA	1	0,000%
MR NTANDAZO NDUMNDUM NDUMNDUM	1	0,000%
MR THABO SIBIYA	1	0,000%
MRS COMFORTER MAKWEYA	1	0,000%
MS BUSISIWE XABA	1	0,000%
MS CONFIDENCE DUBE	1	0,000%
MR SAKHUMZI MPETSE	1	0,000%
MS MHANTWA MDITYANA	1	0,000%
MR NKOSINATHI NANO	1	0,000%
MR UYOLO MDLETYE	1	0,000%
MISS KOPANO MABETLELA	1	0,000%
MS PHONY MATHIPA	1	0,000%
MISS BUSISIWE GUGULETHU MAHLANGU	1	0,000%
MS VUYISEKA RAMBA	1	0,000%
MR KEFENTSE MORAKE	1	0,000%
MR CHARLES HENDRICKS	1	0,000%
MR GAVEN SMITH	1	0,000%
MR SIYABONGA SHONGWE	1	0,000%
MR DOUGLAS THUSI	1	0,000%
MR DARREN LYMAN	1	0,000%
MR ALVIN GROBBELAAR	1	0,000%
MR AMANDLA NDUMNDUM	1	0,000%
EFFECTUALNESS	1	0,000%
MR CORNELIUS PETRUS PRETORIUS	1	0,000%
	135 112 506	100%

ANNEXURE I – BRPS' REMUNERATION AGREEMENT

(ATTACHED SEPARATELY BELOW)

16 November 2022

BUSINESS RESCUE REMUNERATION AGREEMENT

between

TREVOR JOHN MURGATROYD

and

PETRUS FRANCOIS VAN DEN STEEN

and

GERHARD CONRAD ALBERTYN

and

TONGAAT HULETT LIMITED

TABLE OF CONTENTS

1	DEFINITIONS.....	1
2	VOLUNTARY COMMENCEMENT OF THE BUSINESS RESCUE AND THE APPOINTMENT OF THE BRPS	7
3	STATUS OF THIS AGREEMENT AND RELATIONSHIP BETWEEN THE PARTIES	8
4	SUSPENSIVE CONDITIONS	8
5	TERM OF THE APPOINTMENT OF THE BRPS.....	9
6	STATUS OF THE BRPS	10
7	THE SUCCESS OR FAILURE OF THE BUSINESS RESCUE.....	11
8	BRPS' REMUNERATION	13
9	PAYMENT AND INVOICING.....	15
10	ENGAGEMENT BY THE BRPS OF PROFESSIONAL ADVISORS.....	16
11	OWNERSHIP	16
12	INSURANCE	17
13	WARRANTY BY THE COMPANY	17
14	LIABILITY AND INDEMNITY	18
15	EXCLUSION OF LIABILITY.....	18
16	RIGHTS AND OBLIGATIONS OF THE PARTIES IF THE BUSINESS RESCUE IS SET ASIDE FOR ANY REASON OR IS A NULLITY	18
17	BREACH	19
18	ARBITRATION.....	19
19	MISCELLANEOUS MATTERS	21

BUSINESS RESCUE REMUNERATION AGREEMENT

between

TREVOR JOHN MURGATROYD

and

PETRUS FRANCOIS VAN DEN STEEN

and

GERHARD CONRAD ALBERTYN

and

TONGAAT HULETT LIMITED

1 DEFINITIONS

1.1 In this Agreement, the following words shall, unless otherwise stated or inconsistent with the context in which they appear, bear the following meanings and other words derived from the same origins as such words (that is, cognate words) shall bear corresponding meanings -

1.1.1 "**Affected Persons**" - those persons who qualify as affected persons (as defined in section 128(1)(a) of the Companies Act) in relation to the Company;

1.1.2 "**Agreed Remuneration**" - the remuneration payable by the Company to the BRPs recorded in clause 8.4 as contemplated in section 143(2) of the Companies Act, subject to the fulfilment of the Suspensive Conditions, and pursuant to, and with effect from, the occurrence of the Contingency Event;

1.1.3 "**Agreement**" - this agreement between the Parties, *inter alia*, for the payment by the Company to the BRPs of remuneration;

1.1.4 "**Albertyn**" – Gerhard Conrad Albertyn, with identity number: 8309195128084, being an experienced business rescue practitioner, licensed as such under and in terms of section 138(1)(b) of the Companies Act, read with section 138(2) thereof, by the Commission;

- 1.1.5 **"Bank Account"** - the Bank Account of the BRPs' Nominated Entity with the following details –
- Bank: Standard Bank
Accountholder: Metis Strategic Advisors Proprietary Limited
Account Number: 301934835
Branch Code: 051001
- 1.1.6 **"Board"** - the board of directors of the Company, from time to time;
- 1.1.7 **"BRPs"** - Murgatroyd, van den Steen and Albertyn, being the persons appointed in accordance with the applicable provisions of the Companies Act as the joint business rescue practitioners of the Company and of the Subsidiary;
- 1.1.8 **"BRPs' Nominated Entity"** - the entity which each BRP may nominate from time to time, to which that BRP's entitlement to his share of the BRPs' Remuneration will be paid;
- 1.1.9 **"BRPs' Remuneration"** - the total remuneration payable by the Company to the BRPs as set out in this Agreement;
- 1.1.10 **"Business Day"** - every day of the week other than a Saturday, Sunday or South African public holiday;
- 1.1.11 **"Business Rescue"** - the business rescue proceedings of the Company from the Commencement Date to the date of termination in accordance with chapter 6 of the Companies Act;
- 1.1.12 **"Business Rescue Plan"** - the business rescue plan finally adopted in respect of the Company in terms of the Companies Act;
- 1.1.13 **"Commencement Date"** - 27 October 2022;
- 1.1.14 **"Commission"** - the Companies and Intellectual Property Commission established by section 185 of the Companies Act;

- 1.1.15 **"Company"** – Tongaat Hulett Limited, with registration number 1892/000610/06, being a public listed company incorporated and carrying on business in accordance with the company laws of South Africa, presently under business rescue with effect from the Commencement Date;
- 1.1.16 **"Companies Act"** - the Companies Act, 71 of 2008, as amended;
- 1.1.17 **"Companies Act Regulations"** - the Regulations to the Companies Act, namely, those Regulations published under GNR.351 in Government Gazette 34239, dated 26 April 2011;
- 1.1.18 **"Contingency Event"** - the holding of the first meeting of the creditors of the Company pursuant to the Business Rescue;
- 1.1.19 **"Contingency Event Date"** - 8 November 2022;
- 1.1.20 **"CPI"** - as at any date means the Consumer Price Index in respect of all areas and for all items as published by Statistics SA (or its successor) in statistical release P0141 for the month immediately prior to the month in which that date occurs; provided that, if the Consumer Price Index is no longer published, the Parties shall agree in writing an alternative index and, failing such written agreement within 30 days after it is requested by any Party, such alternative index shall be the index which is most similar thereto and which shall be selected by the auditors of the Company;
- 1.1.21 **"Group"** – the Company and all of its direct and indirect Subsidiaries (as such term is defined in the Companies Act) and any other company in which the Company and/or any of its direct and indirect Subsidiaries holds a shareholding interest;
- 1.1.22 **"Metis"** - Metis Strategic Advisors Proprietary Limited (registration number 2015/220685/07) being a company incorporated and carrying on business in accordance with the company laws of South Africa;

- 1.1.23 **"Murgatroyd"** - Trevor John Murgatroyd, with identity number: 6211115087089, being a senior business rescue practitioner, licensed as such under and in terms of section 138(1)(b) of the Companies Act, read with section 138(2) thereof, by the Commission;
- 1.1.24 **"Parties"** - the parties to this Agreement, being the Company and the BRPs;
- 1.1.25 **"PCF"** - the provision to the Company of post-commencement finance as envisaged in section 135(2) of the Companies Act;
- 1.1.26 **"Prime Rate"** - the rate of interest (nominal annual compounded monthly in arrears) from time to time published by the Standard Bank of South Africa Limited as its prime overdraft lending rate (a certificate from any manager of that bank, whose appointment or authority need not be proved, as to the prime rate at any time and the usual way in which it is calculated and compounded at such time shall, in the absence of manifest or clerical error, be final and binding on the parties);
- 1.1.27 **"Rand"** or **"R"** - South African Rand, the lawful currency of South Africa;
- 1.1.28 **"Signature Date"** - the date of the last of the signatures to this Agreement;
- 1.1.29 **"South Africa"** - the Republic of South Africa;
- 1.1.30 **"Subsidiary"** – Tongaat Hulett Developments Proprietary Limited (registration number 1981/012378/07) being a company incorporated and carrying on business in accordance with the company laws of South Africa, being the holding company of the Company;
- 1.1.31 **"Surviving Provisions"** - clause 1, 18, 19 and any other provisions of this Agreement which are expressed to continue in force after termination or which by necessary implication must continue after termination;
- 1.1.32 **"Suspensive Conditions"** - the suspensive conditions in clause 4;

- 1.1.33 **"van den Steen"** - Petrus Francois van den Steen, with identity number: 681107 5024 087, being a senior business rescue practitioner, licensed as such under and in terms of section 138(1)(b) of the Companies Act, read with section 138(2) thereof, by the Commission;
- 1.1.34 **"VAT"** - value-added tax levied in terms of the VAT Act;
- 1.1.35 **"VAT Act"** - Value-added Tax Act, 89 of 1991, as amended; and
- 1.1.36 **"Werksmans"** – Werksmans Incorporated, practising as such at, *inter alia*, 96 Rivonia Road, Sandton, Johannesburg.
- 1.2 In this Agreement –
- 1.2.1 references to a statutory provision include any subordinate legislation made from time to time under that provision and includes that provision as modified or re-enacted from time to time;
- 1.2.2 words importing the masculine gender include the feminine and neuter genders and vice versa; the singular includes the plural and vice versa; and natural persons include artificial persons and vice versa;
- 1.2.3 references to a "person" include a natural person, company, close corporation or any other juristic person or other corporate entity, a charity, trust, partnership, joint venture, syndicate, or any other association of persons;
- 1.2.4 if a definition imposes substantive rights and obligations on a Party, such rights and obligations shall be given effect to and shall be enforceable, notwithstanding that they are contained in a definition;
- 1.2.5 any definition, wherever it appears in this Agreement, shall bear the same meaning and apply throughout this Agreement unless otherwise stated or inconsistent with the context in which it appears;
- 1.2.6 if there is any conflict between any definitions in this Agreement then, for purposes of interpreting any clause of the Agreement, the definition appearing

in that clause shall prevail over any other conflicting definition appearing elsewhere in the Agreement;

- 1.2.7 where any number of days is prescribed, those days shall be reckoned exclusively of the first and inclusively of the last day unless the last day falls on a day which is not a Business Day, in which event the last day shall be the next succeeding Business Day;
- 1.2.8 where the day upon or by which any act is required to be performed is not a Business Day, the Parties shall be deemed to have intended such act to be performed upon or by the next succeeding Business Day;
- 1.2.9 any provision in this Agreement which is or may become illegal, invalid or unenforceable in any jurisdiction affected by this Agreement shall, as to such jurisdiction, be ineffective to the extent of such prohibition or unenforceability and shall be treated as having not been written and severed from the balance of this Agreement, without invalidating the remaining provisions of this Agreement or affecting the validity or enforceability of such provision in any other jurisdiction;
- 1.2.10 the use of any expression covering a process available under South African law (such as but not limited to a winding-up) shall, if any of the Parties is subject to the law of any other jurisdiction, be interpreted in relation to that Party as including any equivalent or analogous proceeding under the law of such other jurisdiction;
- 1.2.11 references to any amount shall mean that amount exclusive of VAT, unless the amount expressly includes VAT;
- 1.2.12 the rule of construction that if general words or terms are used in association with specific words or terms which are a species of a particular genus or class, the meaning of the general words or terms shall be restricted to that same class (ie the *eiusdem generis* rule) shall not apply, and whenever the word "*including*" is used followed by specific examples, such examples shall not be interpreted so as to limit the meaning of any word or term to the same genus or class as the examples given.

1.3 The expiration or termination of this Agreement shall not affect such of the provisions of this Agreement which are expressly provided to operate after any such expiration or termination, or which of necessity must continue to have effect after such expiration or termination, notwithstanding that the relevant provisions themselves do not provide for this.

1.4 Each of the provisions of this Agreement has been negotiated by the Parties and drafted for the benefit of the Parties, and accordingly the rule of construction that the contract shall be interpreted against or to the disadvantage of the Party responsible for the drafting or preparation of the Agreement (ie the *contra proferentem* rule), shall not apply.

2 VOLUNTARY COMMENCEMENT OF THE BUSINESS RESCUE AND THE APPOINTMENT OF THE BRPS

2.1 On the Commencement Date –

2.1.1 the Board resolved that the Company voluntarily commence business rescue proceedings, and appointed the BRPs as the business rescue practitioners of the Company; and

2.1.2 the board of directors of the Subsidiary resolved that the Subsidiary commence business rescue proceedings, and appointed the BRPs as the business rescue practitioners of the Subsidiary.

2.2 On -

2.2.1 28 October 2022, the Commission confirmed the appointment of Van den Steen and Murgatroyd as a business rescue practitioner of the Company and the Subsidiary respectively, through the stamping and return of the requisite Form CoR 123.2;

2.2.2 2 November 2022, the Commission approved the appointment of Albertyn as a business rescue practitioner of the Company and the Subsidiary

respectively, through the stamping and return of the requisite Form CoR 123.2.

2.3 Whilst the primary relevant business activities, assets and obligations of the Group fall predominantly within the Company, various cross-guarantee and other like security arrangements exist between the Company and the Subsidiary, and various lenders and other third parties, in respect of the obligations of the Company and the Subsidiary to such lenders and other third parties.

2.4 This Agreement is the remuneration agreement of the BRPs as contemplated in section 143(2) of the Companies Act. The financial arrangements in this Agreement have been designed in a manner which recognizes that the financial affairs of the Company and of the Subsidiary are in many instances inexorably linked and that consequently, the most efficient methodology to be adopted in so remunerating the BRPs, is through the Company, notwithstanding that certain of the activities they undertake in earning such remuneration, will relate to the Subsidiary.

3 STATUS OF THIS AGREEMENT AND RELATIONSHIP BETWEEN THE PARTIES

3.1 In performing their duties as the BRPs, the BRPs shall act in accordance with their obligations in terms of the Companies Act and in accordance with the terms and conditions of this Agreement.

3.2 This Agreement shall not constitute a contract of employment as between the BRPs and the Company in any way or manner whatsoever.

4 SUSPENSIVE CONDITIONS

4.1 The provisions of this Agreement (other than the Surviving Provisions which shall be unconditional and of immediate force and effect on and with effect from the Signature Date) are subject to the fulfilment of the following Suspensive Conditions by no later than 15 December 2022 –

4.1.1 the approval in terms of section 143(3)(a) of the Companies Act by the holders of a majority of the creditors' voting interests, as determined in accordance

with sections 145(4) to 145(6) of the Companies Act, present and voting at a meeting called for the purpose of considering this Agreement; and

- 4.1.2 the approval in terms of section 143(3)(b) of the Companies Act by the holders of a majority of the voting rights attached to any shares of the Company that entitle the shareholder to a portion of the residual value of the Company on winding up, present and voting at a meeting called for the purpose of considering this Agreement.
- 4.2 The Parties shall, where it is within their respective power and control to do so, use their commercial endeavours to procure the fulfilment of each of the Suspensive Conditions, specifically by taking the steps envisaged in terms of section 143(3) of the Companies Act for the purpose of seeking the approvals contemplated in section 143(3) of the Companies Act.
- 4.3 If the Suspensive Conditions are not fulfilled by the date contemplated at clause 4.1, the BRPs shall have the election to terminate their appointment, resign as the BRPs of the Company with immediate effect (in which event the BRPs shall notify the Company in writing immediately). Should any of the BRPs elect not to terminate this Agreement and resign as the BRPs of the Company, that BRP shall be entitled to Agreed Remuneration.
- 4.4 If the Suspensive Conditions are not fulfilled, no Party shall have any claim against any other Party as a result of or in connection with any such non-fulfilment (other than a claim for a breach by a party of any of its obligations under this clause 4), and the Parties indemnify each other accordingly.

5 TERM OF THE APPOINTMENT OF THE BRPS

The appointment of the BRPs took effect on the Commencement Date (from which date, subject to the fulfilment of the Suspensive Conditions, this Agreement shall be of full force and effect), and shall endure until the earlier of –

- 5.1 the termination of the Business Rescue as contemplated in section 132 of the Companies Act;

- 5.2 the removal of the BRPs as contemplated in section 139 of the Companies Act; or
- 5.3 the resignation of the BRPs as contemplated in clause 4.3 or otherwise.

6 STATUS OF THE BRPS

- 6.1 The Companies Act contemplates that the appointment of a business rescue practitioner for the purposes of a Business Rescue shall take place as between the business rescue practitioner (licensed as such and for that purpose by the Commission) and the company in business rescue. As such, the appointment of the BRPs is made in their names.
- 6.2 It is recorded that the BRPs have nominated Metis as their respective BRPs' Nominated Entity for the time being. In the event that any BRP wishes to nominate a new entity, he may do so on written notice to the Company, at its email address recorded in clause 19.1.1 below.
- 6.3 Notwithstanding clause 6.1, the BRPs will perform their appointment hereunder as part of their duties and responsibilities to the BRPs' Nominated Entity.
- 6.4 It is therefore agreed that –
- 6.4.1 for as long as the BRPs remain engaged with or retain an interest in the BRPs' Nominated Entity, the benefits of any and all payments due and payable to the BRPs hereunder, including, but not limited to, the BRPs' Remuneration, properly vest in and accrue to and in favour of BRPs' Nominated Entity and for that purpose the BRPs are agents of the BRPs' Nominated Entity for purposes of section 54 of the VAT Act;
- 6.4.2 the BRPs antecedently divests, cedes and assigns their right, title and interest in and to the BRPs' Remuneration in favour of the BRPs' Nominated Entity, it being expressly recorded and agreed that, should the relationship between any or all of the BRPs and the BRPs' Nominated Entity come to an end, or any or all of the BRPs choose to appoint an alternative nominee at any time after the Signature Date, the contemplated divestment, cession and assignment by the BRPs of their right, title and interest in and to the BRPs' Remuneration in

favour of the BRPs' Nominated Entity will terminate with immediate effect in respect of such BRP and the BRP shall then be entitled to divest, cede and assign his right, title and interest in and to the BRPs' Remuneration in favour of an alternative nominee of his choosing; and

6.4.3 notwithstanding clauses 6.4.1 and 6.4.2, the BRPs shall be liable in full to and in favour of the Company in relation to the discharge of their duties as the BRPs of the Company as contemplated in the Companies Act.

6.5 Each BRP warrants that he has the capacity and requisite authority to enter into and to conclude this Agreement, and in particular, that his appointment as joint business rescue practitioner of the Company will not be in contravention of section 138(1) of the Companies Act.

6.6 This clause 6 constitutes a *stipulatio alteri* (right in favour of a third party) in favour of the BRPs' Nominated Entity, capable of acceptance by the BRPs' Nominated Entity at any time.

7 THE SUCCESS OR FAILURE OF THE BUSINESS RESCUE

7.1 It is expressly recorded and agreed that –

7.1.1 the Company irrevocably and unconditionally acknowledges that it is fully cognisant of its obligations under the Companies Act and in particular, but without limiting the generality of the Companies Act, Chapter 6 thereof. The Company shall render all assistance to the BRPs as may be required by the BRPs in the discharge by the BRPs of their duties in relation to the successful Business Rescue;

7.1.2 the Company shall procure that its Board, officers and employees shall likewise render all assistance to the BRPs as may be required by the BRPs in the discharge of their duties in relation to the successful Business Rescue.

- 7.2 The Company undertakes, and shall procure that its board, the officers and employees shall also undertake, *inter alia* –
- 7.2.1 to assist the BRPs during the Business Rescue at all times, as set out in the Companies Act;
 - 7.2.2 not to enter into any contract or bind the Company in any way without the prior written consent of the BRPs;
 - 7.2.3 not to permit, in the case of the Company or misappropriate business opportunities during the Business Rescue;
 - 7.2.4 not to make any disparaging comments or remarks in any public forum about the BRPs, their professional advisors or the Business Rescue proceedings; and
 - 7.2.5 not to do anything that will jeopardise the successful Business Rescue.
- 7.3 The Company acknowledges that –
- 7.3.1 the BRPs are required by the Companies Act to investigate the affairs of the Company;
 - 7.3.2 the BRPs shall take all necessary steps as prescribed by the Companies Act to rectify any transgressions of any law;
 - 7.3.3 the role of the Board is subject to oversight by the BRPs during the Business Rescue and the Board shall report to the BRPs at all times, fully and effectually. The BRPs hereby exercise their right to delegate to the pre-existing management the BRPs powers and/or functions, subject to the continued oversight of the BRPs;
 - 7.3.4 the BRPs are required to report to the relevant authorities as prescribed in the Companies Act any fraud or attempted fraud that was committed by any person in relation to the affairs of the Company;

- 7.3.5 the Board may make no statements about the affairs of the Company or details of the Business Rescue Plan prior to the adoption thereof to any third party and all queries in relation thereto shall be required to be directed to the BRPs or whomsoever the BRPs has nominated to respond to such queries;
- 7.3.6 the BRPs have the authority to amend, suspend or, subject to procuring the requisite court order, cancel any agreements, contracts or any other obligations during the Business Rescue save for employment contracts, in accordance with the Companies Act;
- 7.3.7 the BRPs shall be responsible for authorising all payments made for and on behalf of the Company and no member of the Board or prescribed officer of the Company may make any payments to any party without the prior written consent of the BRPs; and
- 7.3.8 should the Company fail to obtain approval for the Business Rescue Plan, the Company may be placed in liquidation.

8 BRPS' REMUNERATION

- 8.1 The remuneration payable by the Company to the BRPs in terms of this Agreement shall comprise the Agreed Remuneration, as recorded in clause 8.4, and shall be applicable with effect from the Contingency Event Date.
- 8.2 In addition to the Agreed Remuneration, the Company shall reimburse the BRPs for any reasonable costs, expenses and disbursements incurred by any of them in the discharge of their duties and responsibilities such as –
- 8.2.1 travelling costs and expenses, it being noted that –
- 8.2.1.1 any travelling costs incurred by the BRPs in relation to the motor vehicle/s of the BRP shall be charged at the applicable Automobile Association of South Africa's recommended rate, excluding VAT;

- 8.2.1.2 airline travel shall be with any recognised domestic or international carrier at the applicable full economy class fare save that any flight longer than two hours shall be business class fare;
- 8.2.2 accommodation costs and expenses;
- 8.2.3 any other costs and expenses reasonably incurred by the BRPs to the extent required in order for the BRPs to discharge their duties and responsibilities.
- 8.3 The fees payable to the BRPs under and in terms of this Agreement are exclusive of all reasonable costs and expenses which may of necessity be incurred by the BRPs and/or the Company, as the case may be, in relation to the employment and/or the engagement of all professionals or other service providers advising and/or providing services to the BRPs and/or the Company for the purposes of the Business Rescue.
- 8.4 **Agreed Remuneration**
- 8.4.1 For the purposes of calculating the Agreed Remuneration, time spent by each of the BRPs shall include, *inter alia*:
- 8.4.1.1 time actually spent (without limitation) by the BRPs in acting as the BRPs of the Company subject to the completion by the BRPs of reasonable time attendance records to that effect;
- 8.4.1.2 any travelling time incurred by the BRPs in the discharge of the duties and responsibilities of the BRPs;
- 8.4.1.3 any planning, preparation and assessments completed and/or undertaken by the BRPs in the discharge of the duties and responsibilities of BRPs.
- 8.4.2 In accordance with section 143(2)(b) of the Companies Act, upon an extension in terms of section 150(5)(b) being granted, the Agreed Remuneration will include, with effect from the Commencement Date, an additional hourly amount, so as to bring (i) each of Murgatroyd's and van den Steen's individual

hourly rates to R4,400 (excluding VAT) per hour and (ii) Albertyn's individual hourly rate to R2,950 (excluding VAT) per hour.

8.5 Notwithstanding the provisions above, the Agreed Remuneration shall be increased annually on each anniversary of the Commencement Date by the CPI.

9 PAYMENT AND INVOICING

9.1 By virtue of the provisions of clause 6, all payments under and in terms of this Agreement shall be due and payable and shall be made by the Company to the BRPs' Nominated Entity into the Bank Account (the details of which may be varied by the BRPs on written notice to the Company from time to time).

9.2 The Company shall be required to pay the BRPs' Remuneration to the BRPs' Nominated Entity as follows, namely –

9.2.1 in the case of the Agreed Remuneration, the Company shall pay the Agreed Remuneration of the BRPs to the BRPs' Nominated Entity within five Business Days of the presentation of each weekly invoice (or upon agreement thereof by the BRPs, monthly) therefore, it being agreed that –

9.2.1.1 the BRPs' Nominated Entity shall provide the Company with a narration (together with all costs and expenses incurred by the BRPs) of the weekly attendances of the BRPs;

9.2.1.2 for purposes of each invoice, a week shall be the period commencing at 00h01 on every Sunday during the Business Rescue and ending at 24h00 on every succeeding Saturday during the Business Rescue; and

9.2.1.3 the BRPs' Nominated Entity shall submit each weekly invoice to the Company, marking these for the attention of the Chief Financial Officer;

9.3 It is expressly recorded and agreed that –

9.3.1 all invoices, accounts and vouchers, presented by the BRPs or the BRPs' Nominated Entity in respect of the Agreed Remuneration or reasonable costs,

expenses and disbursements, shall be paid by the Company within 5 (five) Business Days of presentation of the invoice;

9.3.2 the Company shall make payment of all amounts due to the BRPs' Nominated Entity without any deduction, setoff and/or withholding on any account, including, but not limited to, any taxes or other fees or amounts of any nature;

9.3.3 if the Company is required to deduct or withhold any amount from any amount payable by the Company to the BRPs' Nominated Entity under and in terms of this Agreement, the Company shall be required to increase the gross amount payable by the Company to the BRPs' Nominated Entity such that the BRPs' Nominated Entity receives payment of an amount equal to the amount of the applicable invoice of the BRPs' Nominated Entity.

9.4 The Company shall pay interest on any late payments by the Company to the BRPs' Nominated Entity, the applicable interest rate being the Prime Rate, from the due date of payment to the date of payment, both inclusive.

10 ENGAGEMENT BY THE BRPS OF PROFESSIONAL ADVISORS

10.1 The BRPs may retain the services of Werksmans and/or professional and other advisors to assist the BRPs during the Business Rescue, which engagement/s shall be subject to the terms and conditions of engagement letters between the Company (therein represented by the BRPs) and Werksmans and/or such other professional and other advisors.

10.2 The fees and costs of Werksmans and and/or professional and other advisors engaged to assist the BRPs during the Business Rescue are considered costs of the Business Rescue proceedings of the Company in terms of section 135(3) which are for the account of and payable by the Company.

11 OWNERSHIP

11.1 The BRPs and their professional and other advisors shall retain ownership, copyright and any other intellectual property rights, whether oral and/or tangible, as

the case may be, as well as ownership itself, of any and all working papers of the BRPs and their professional advisors.

- 11.2 The BRPs shall be permitted to use the name of the Company as a reference in any proposals or any other similar submissions of the BRPs to any prospective client/s of the BRPs.

12 **INSURANCE**

- 12.1 The BRPs shall purchase professional indemnity and related insurance from Shackleton Risk Management Proprietary Limited or any other entity acceptable to the BRPs in an amount reasonably acceptable to the BRP ("**Insurance**"), it being noted that the Insurance cover as at the Signature Date is an amount of R200 million, which shall be reviewed and if appropriate be amended at the sole discretion of the BRPs.

- 12.2 The Company shall reimburse the BRPs for the cost of and insurance premiums in relation to the Insurance, or pay such amounts directly to Metis into the Bank Account or pay such amounts directly to the relevant insurer.

- 12.3 At the request of the Company, the BRPs shall furnish the Company with –

- 12.3.1 proof of payment of all insurance premiums;

- 12.3.2 a copy of the insurance policy relating to the Insurance.

- 12.4 The BRPs shall be entitled to reduce the aggregate amount of professional indemnity and related insurance and/or nominate an alternate insurance company by written notice to the Company at their discretion.

13 **WARRANTY BY THE COMPANY**

The Company hereby unconditionally and irrevocably warrants that it is a large company as envisaged in Regulation 127(2)(b)(i) of the Companies Act Regulations, that is, the public interest score of Company, as calculated in terms of Regulation 26(2) of the Companies Act Regulations, is more than 500 (five hundred).

14 LIABILITY AND INDEMNITY

The Company hereby –

- 14.1 agrees to advance any and all expenses to the BRPs to defend litigation in any proceedings arising out of the performance by the BRPs of their duties under and terms of this Agreement; and
- 14.2 indemnifies the BRPs for any and all expenses contemplated in paragraph 14.1 irrespective of whether the Company has advanced those expenses to the BRPs.

15 EXCLUSION OF LIABILITY

- 15.1 As far as the law allows, the aggregate (total) liability of the BRPs (of any nature) to the Company, or any third party, will not exceed the proceeds of any professional indemnity cover the BRPs actually receives or that the BRPs' insurers pay to the company, or any third party.
- 15.2 This limit shall apply to liability that arises, including a liability arising by breach of contract, by a delict (including the delict of negligence) or arising by breach of statutory duty.
- 15.3 The BRPs hereby exclude any and all liability which may be described and/or characterised as indirect loss, pure economic loss and/or consequential damages.
- 15.4 The BRPs do not accept any liability for the acts, errors, omissions, or the fees of any advisers or service providers instructed by the BRPs on behalf of the Company.

16 RIGHTS AND OBLIGATIONS OF THE PARTIES IF THE BUSINESS RESCUE IS SET ASIDE FOR ANY REASON OR IS A NULLITY

- 16.1 Notwithstanding anything to the contrary in this Agreement, if the Business Rescue is set aside for any reason or is a nullity for whatever reason, the Company shall be liable to pay to the BRPs' Remuneration from the Commencement Date until the Business Rescue is set aside or is a nullity, as if the Business Rescue had not been set aside or is not a nullity, as the case may be.

- 16.2 The Company shall be required to make payment of the amounts contemplated in paragraph 16.1 within five Business Days of the date on which the Business Rescue is set aside or is a nullity, as the case may be.

17 BREACH

Should any of the Parties hereto ("**Defaulting Party**") breach any of the provisions of this Agreement, and the breach is material and the Defaulting Party fails to remedy that breach within 10 (ten) Business Days ("**Ten Business Day Period**") after receipt of a written notice from the non-defaulting party (or if it is not reasonably possible to remedy the breach within the Ten Business Day Period, within such further period as may be reasonable in the circumstances provided that the Defaulting Party furnishes evidence within the Ten Business Day Period reasonably satisfactory to the non-defaulting party, that the Defaulting Party has taken whatever steps are available to the defaulting party, to commence remedying the breach), requiring the Defaulting Party to remedy that breach, the non-defaulting party shall be entitled to –

- 17.1 seek specific performance from the Defaulting Party; and/or
- 17.2 cancel this Agreement; and/or
- 17.3 seek to recover damages from the Defaulting Party,

on the occurrence of the material breach or on the expiry of the Ten Business Day Period, as the case may be.

18 ARBITRATION

- 18.1 Save in respect of those provisions of this Agreement which provide for their own remedies which would be incompatible with arbitration, a dispute which arises in regard to –
- 18.1.1 the interpretation of; or
- 18.1.2 the carrying into effect of; or

- 18.1.3 any of the Parties' rights and obligations arising from; or
- 18.1.4 the termination or purported termination of or arising from the termination of; or
- 18.1.5 the rectification or proposed rectification of,
- this Agreement, or out of or pursuant to this Agreement or on any matter which in terms of this Agreement requires agreement by the Parties, (other than where an interdict is sought or urgent relief may be obtained from a court of competent jurisdiction) shall be submitted to and decided by arbitration.
- 18.2 All disputes shall be finally determined in accordance with the Expedited Rules of the Arbitration Foundation of Southern Africa ("**AFSA**") without recourse to the ordinary courts of law, except as explicitly provided for in 18.8.
- 18.3 The Parties to the dispute shall agree on the arbitrator who shall be an attorney or senior advocate (with at least 10 years' experience) on the panel of arbitrators of AFSA. If agreement is not reached within 10 Business Days after any Party calls in writing for such agreement, the arbitrator shall be an attorney or senior advocate (with at least 10 years' experience) nominated by the Chairman of AFSA for the time being.
- 18.4 The request to nominate an arbitrator shall be in writing outlining the claim and any counterclaim of which the Party concerned is aware and, if desired, suggesting suitable nominees for appointment as arbitrator, and a copy shall be furnished to the other Parties who may, within 7 days, submit written comments on the request to the addressee of the request with a copy to the first Party.
- 18.5 The arbitration shall be held in Johannesburg and the Parties shall endeavour to ensure that it is completed within 90 days after notice requiring the claim to be referred to arbitration is given.
- 18.6 The Parties irrevocably agree that, subject to 18.7 any decisions and awards of the arbitrator –

- 18.6.1 shall be binding on them;
- 18.6.2 shall be carried into effect; and
- 18.6.3 may be made an order of any court of competent jurisdiction.
- 18.7 The Parties agree that there shall be a right of appeal against the decision of the arbitrator to an appeal panel of three arbitrators appointed by agreement between the Parties to the dispute, failing which the appeal arbitrators shall be appointed by the Chairman of AFSA.
- 18.8 Nothing contained in this 18 shall prohibit a Party from approaching any court of competent jurisdiction for urgent interim relief pending the determination of the dispute by arbitration. In respect of such proceedings, each of the Parties specifically consents to the non-exclusive jurisdiction of the High Court of South Africa (Gauteng Local Division, Johannesburg).
- 18.9 The provisions of this clause are severable from the rest of this Agreement and shall remain in effect even if this Agreement is terminated for any reason.
- 18.10 The Parties shall keep the evidence in the arbitration proceedings and any order made by any arbitrator confidential unless otherwise contemplated herein.
- 18.11 The arbitrator shall have the power to give default judgment if any Party fails to make submissions on due date and/or fails to appear at the arbitration.

19 MISCELLANEOUS MATTERS

- 19.1 Any written notice in connection with this Agreement may be addressed –
- 19.1.1 in the case of the Company to –

address : Metis Strategic Advisors Proprietary Limited
Jindal Africa Building Ground Floor, 22 Kildoon
Road, Bryanston

email : trevor@metis.co.za
peter@metis.co.za
gerhard@metis.co.za

and marked for the attention of Trevor Murgatroyd, Peter van den Steen and Gerhard Albertyn;

19.1.2 in the case of van den Steen to –

address : Jindal Africa Building Ground Floor, 22 Kildoon Road,
Bryanston

email : peter@metis.co.za

and marked for the attention of Peter van den Steen;

19.2 in the case of Murgatroyd to –

address : Jindal Africa Building Ground Floor, 22 Kildoon Road,
Bryanston

email : trevor@metis.co.za

and marked for the attention of Trevor Murgatroyd;

19.3 in the case of Albertyn to –

address : Jindal Africa Building Ground Floor, 22 Kildoon Road,
Bryanston

email : gerhard@metis.co.za


and marked for the attention of Gerhard Albertyn.

- 19.3.1 The notice shall be deemed to have been duly given –
- 19.3.1.1 five Business Days after posting (14 Business Days if the address is not in the Republic of South Africa), if posted by registered post (airmail, if available) to the Party's address in terms of sub-clause 19.1;
- 19.3.1.2 on delivery, if delivered to the Party's physical address in terms of either sub-clause 19.1 or sub-clause 19.6 before 17h00 on a Business Day, or if delivered on a Business Day but after 17h00 on that Business Day or on any day other than a Business Day, it will be deemed to have been given at 08h30 on the first Business Day after it was delivered;
- 19.3.1.3 on despatch, if sent to the Party's then e-mail address before 17h00 on a Business Day or if sent on a Business Day but after 17h00 on that Business Day, or on any day other than a Business Day, it will be deemed to have been given at 08h30 on the first Business Day after it was sent;
- unless the addressor is aware, at the time the notice would otherwise be deemed to have been given, that the notice is unlikely to have been received by the addressee through no act or omission of the addressee.
- 19.4 A Party may change that Party's address or e-mail address for this purpose by notice in writing to the other Party, such change to be effective only on and with effect from the 7th Business Day after the giving of such notice.
- 19.5 Notwithstanding anything to the contrary herein contained, a written notice or communication actually received by a Party shall be an adequate written notice or communication to that Party notwithstanding that it was not sent to or delivered at that Party's chosen address in 19.1.
- 19.6 The Parties choose the physical addresses recorded at 19.1 as the physical addresses at which documents in legal proceedings in connection with this Agreement may be served (ie their *domicilia citandi et executandi*).

- 19.7 A Party may change that Party's address for this purpose to another physical address in the Republic of South Africa by notice in writing to the other Party such change to be effective only on and with effect from the 7th Business Day after the giving of such notice.
- 19.8 Notwithstanding anything to the contrary herein contained, a written notice or communication actually received by a Party shall be an adequate service of such written notice or communication to that Party notwithstanding that it was not sent to or delivered or served at that Party's chosen *domicilium citandi et executandi*.
- 19.9 This Agreement contains all the provisions agreed on by the Parties with regard to the subject matter of the Agreement and supersedes and novates in its entirety any previous understandings or agreements between the Parties in respect thereof, and the Parties waive the right to rely on any alleged provision not expressly contained in this Agreement.
- 19.10 A Party may not rely on any representation which allegedly induced that Party to enter into this Agreement, unless the representation is recorded in this Agreement.
- 19.11 No contract varying, adding to, deleting from or cancelling this Agreement, and no waiver of any right under this Agreement, shall be effective unless reduced to writing and signed by or on behalf of the Parties.
- 19.12 The grant of any indulgence, extension of time or relaxation of any provision by a Party under this Agreement shall not constitute a waiver of any right by the grantor or prevent or adversely affect the exercise by the grantor of any existing or future right of the grantor.
- 19.13 A Party may not cede any or all of that Party's rights or delegate any or all of that Party's obligations under this Agreement without the prior written consent of the other Party.
- 19.14 This Agreement is to be governed, interpreted and implemented in accordance with the laws of the Republic of South Africa.


- 19.15 Subject to 18, the Parties consent to the non-exclusive jurisdiction of the High Court of South Africa, Gauteng Local Division, Johannesburg for any proceedings arising out of or in connection with this Agreement.
- 19.16 The Company shall bear the legal costs and disbursements of and incidental to the negotiation, preparation, settling, signing and implementation of this Agreement. Any costs, including all legal costs on an attorney and own client basis and VAT, incurred by a Party arising out of or in connection with a breach by another Party shall be borne by the Party in breach.
- 19.17 This Agreement may be executed in counterparts, each of which shall be deemed to be an original and which together shall constitute one and the same agreement.
- 19.18 Each of the Parties hereby respectively agrees and acknowledges that –
- 19.18.1 it has been free to secure independent legal advice as to the nature and effect of each provision of this Agreement and that it has either taken such independent legal advice or has dispensed with the necessity of doing so; and
- 19.18.2 each provision of this Agreement is fair and reasonable in all the circumstances and is part of the overall intention of the Parties in connection with this Agreement.

Signed at Johannesburg on 24 November 2022



PETRUS FRANCOIS VAN DEN STEEN

Signed at Johannesburg on 24 November 2022



TREVOR JOHN MURGATROYD

Signed at Johannesburg on 24 November 2022



GERHARD CONRAD ALBERTYN

Signed at Ballito on 28 November 2022

for **TONGAAT HULETT LIMITED (in
business rescue)**



who warrants that he is duly
authorised hereto

ANNEXURE J - EXISTING LITIGATION AND ALTERNATIVE DISPUTE PROCEEDINGS

Plaintiff/ Defendant/ Applicant/ Respondent	Description	Status	Quantum
THL (Plaintiff) Against Ex-Directors Staude, Munro and Slabbert	Recovery: For losses suffered from the findings of the PwC forensic report.	The pleadings in the matter have not closed as yet. The current status is that Staude and Slabbert have pleaded and THL has replicated. Once this is resolved we expect that pre-trial processes will only be finalised towards the middle of 2023 , where after we will likely seek a date of set down.	R450m
Ex-Directors	Criminal matter	<p>SA – At the seven accused’s last appearance on 24 July 2022, the matter has been transferred to the High Court and racketeering has been added to the charges. The matter continues to follow the criminal court processes with THL actively involved in providing information to the NPA for the prosecution.</p> <p>Zimbabwe - PwC is assisting compiling the information to assist the police to hand over the investigation to the prosecuting authorities in Zimbabwe. The PwC team will be visiting the Zimbabwe operation to provide further assistance to the police.</p>	n/a
THL (Plaintiff) against Hollard Insurance Company Limited / Global	Recovery: Insurance claim for damages suffered as a result of the	The claim is based on 2 Insurance Policies which it contends covered an insurable event, namely the failure of the diffuser at its Xinavane expansion project. Both parties have exchanged Heads of Argument on the jurisdictional	R52m

Alliance or Global Alliance Insurance	failure of a diffuser	point that was raised, and the matter was argued before the court a quo. Judgment is awaited.	
THL (Plaintiff) against Emerald Insurers	Recovery: Business Interruption Claim against insurers for closure during KwaZulu-Natal riots	TH Refinery and mills in question were closed down as a consequence of the damage and looting activity in KwaZulu-Natal during July 2021. The loss or damage was described as being in close proximity to the mills thereby preventing any free or safe access to and from the sites. TH lodged a claim under the Riot Wrap Policy with Emerald Insurers which has been repudiated based on no actual damage preventing access to the facilities. Attempts to settle the matter have been unsuccessful. Summons has been issued and the matter is being defended. Defendant has filed a Plea and pre-trial preparation is underway. The matter is proceeding in the normal course.	R105m
THL (Applicant)	South African Sugar Association (SASA)	An application has been made to the High Court seeking the High Court's confirmation that the BRPs have the right to suspend THL obligations to SASA under the Sugar Industry Agreement. THL is confident on the merits however it is expected that either party will appeal any outcome. The matter will be heard in September 2023.	R 757m
THSSA (Respondent) together with other sugar manufacturers in a complaint investigated by the Competition Commission of SA ('CCSA')	THSSA	The CCSA commenced with an investigation into complaints of excessive pricing lodged by CCBSA. THS cooperated with the Competition Commission's investigation into the CCBSA complaint and provided relevant information to the Commission where requested to do so. The Commission completed its investigation into the complaint in July 2021 and decided not to refer the complaint to the Competition Tribunal for adjudication. CCBSA has brought a review application. Further CCBSA has requested that the application be "transferred" to the Competition Appeal Court. The Respondents have replied that there is no provision in the Competition Act for a "transfer" and any such application will be opposed. A formal application to have the matter transferred has been filed by CCBSA which has been opposed by THL, Illovo and RCL.	Fine of 10% of turnover

THL (Plaintiff) against GR Cane Haulage	Recovery & counterclaim: Diversion Overcharge [THSSA]	THS SA instituted an action against GR Cane Haulage – the claim is for GR Cane having charged the incorrect rate and not having deducted the growers’ portion during the 2015 Darnall/Maidstone diversion. GR Cane has brought a counterclaim for, inter alia, penalties, tolls and damages for mill inefficiencies. A pre-trial conference has been held, and dates for the delivery of a number of procedural notices were set. The matter has, however, been placed on hold given the unavailability of THL witnesses. Attempts to settle the matter continue.	R2.9m
THL (Defendant) in a claim by Viven Naidoo	Civil action instituted [THL]	The Plaintiff instituted a claim in relation to services allegedly rendered in terms of a Fixed Term Contract. The Pleadings have closed and the parties have agreed to file a joint list of issues to be determined and witness summaries in terms of Rule 37A whereafter the Plaintiff and/or the Defendant will be in a position to apply for a trial date. Since business rescue Plaintiff’s attorneys have requested confirmation on whether a tender made previously by THL is still valid. THL has confirmed the previous tender noting that this would be a Concurrent Claim under BR.	R550k
THSSA (Plaintiff) against Ex-employee Mara Moyolo	Fraud [THSSA]	Recovery against the employee who defrauded the company over an extended period. She was dismissed in 2019. The matter is proceeding.	R10m
THSSA (Defendant) in a claim by Amanda Randeira	Civil action instituted [THSSA]	The Plaintiff instituted a delictual claim against Tongaat Hulett Sugar South Africa and an ex-employee in the amount of some R31m in relation to employment issues. The matter continues to be defended. Plaintiffs’ attorneys have requested BRP’s to agree to waive the s133 moratorium in the matter so it can be set down for trial. This request has been refused by the business rescue practitioners.	R32m

Source: The Company’s litigation register updated as of 31/08/2023

ANNEXURE K – AFSA-SARI PA RULES

(ATTACHED SEPARATELY BELOW)



THE AFSA-SARIPA RULES FOR THE RESOLUTION OF DISPUTES IN BUSINESS RESCUE PROCEEDINGS

1. THE RULES: STATUS AND PURPOSE

- 1.1 These Rules have been established and endorsed by the Arbitration Foundation of South Africa (AFSA) and the South African Restructuring and Insolvency Practitioners Association NPD (SARIPA) for the purpose of resolving disputes arising in connection with business rescue proceedings.
- 1.2 AFSA and SARIPA share joint oversight over the administering Secretariat and the Panel of Arbitrators identified in these Rules and may jointly supplement or amend these Rules from time to time as circumstances dictate.
- 1.3 Such joint oversight is exercised through the AFSA-SARIPA Business Rescue Division within the AFSA corporate structure.

2. SUPERVISION OF THE AFSA SECRETARIAT

- 2.1 The AFSA-SAPIRA Secretariat is the administering authority appointed by the AFSA Business Rescue Division to supervise and administer the resolution of disputes under these Rules.
- 2.2 Parties to any dispute undertake to co-operate with the AFSA Secretariat in order to assist it in its functions. Parties further undertake to deal with any requests made to them by the Secretariat quickly and constructively.
- 2.3 The address of the AFSA Secretariat is c/o AFSA at 1st Floor, Grindrod Tower, 8A Protea Place, Sandown, or PO Box 653007, Benmore, 2010, Telephone no. (011) 320-0600, Docex 143, Randburg.
- 2.4 All communication with the AFSA Secretariat may be effected by email or online.
- 2.5 Any communications between the parties and the arbitrator should take place through the AFSA Secretariat, which is always available to assist the parties with their queries concerning procedural aspects of the dispute and in clarifying issues arising out of these Rules.

3. INITIATING DISPUTE RESOLUTION

- 3.1 Any party to a dispute (the claimant) shall initiate the dispute resolution procedure by submitting the REQUEST FOR ARBITRATION in the form set out in Appendix A accompanied by payment of the claimant's share of the Secretariat's management and administration fee of R15 000.00 (fifteen thousand Rand).

- 3.2 The claimant must simultaneously transmit a copy of the REQUEST FOR ARBITRATION to the Business Rescue Practitioner and to any other party against whom the claimant also seeks any relief or order.

4. INTERRUPTION OF PRESCRIPTION

- 4.1 The simultaneous transmission of the REQUEST FOR ARBITRATION in proper form to the Secretariat and to the BRP and any other person against whom any relief or order is sought shall interrupt the running of prescription subject to 4.3 below.
- 4.2 The date of interruption shall be the date of receipt by AFSA of the REQUEST FOR ARBITRATION but subject to 4.3 below.
- 4.3 Prescription shall only be interrupted in this manner if the AFSA Secretariat accepts the REQUEST FOR ARBITRATION and if the claimant thereafter prosecutes the claim to finalisation under these Rules without falling into default.

5. ACCEPTANCE OR REJECTION OF THE REQUEST FOR ARBITRATION

- 5.1 The Secretariat, if satisfied:

- 5.1.1 that the REQUEST FOR ARBITRATION has been completed in proper form and that payment of the claimant's share of its management and administration fee has been made; and
- 5.1.2 that the dispute falls within the terms of the reference to arbitration contained in the Business Rescue Plan,

shall accept the REQUEST FOR ARBITRATION and must notify the parties that it has referred the matter to arbitration and that the steps set out in the rest of the Rules will follow.

- 5.2 If the REQUEST FOR ARBITRATION does not comply with the requirements of 5.1 above the Secretariat will refuse the request to arbitrate in which case if the deficiency can be rectified, and is rectified, the REQUEST FOR ARBITRATION may be re-submitted.

6. RESPONSE BY THE BRP

Within ten business days from the date of receipt by the BRP, the BRP shall simultaneously transmit to the claimant, the Secretariat and any implicated person the BRP's response to Appendix A to the REQUEST FOR ARBITRATION, such response to be marked Appendix B and in which:

- 6.1 the BRP must either confirm as accurate or otherwise correct the information set out in paragraphs 1 – 4 and 6 of Appendix A;

- 6.2 the BRP must answer the claimant's claim as set out in paragraph 5 of Appendix A by way of a brief written statement indicating which statements made in support of the claim in paragraph 5 of Appendix A are admitted and which parts are denied, and why they are denied, further showing clearly and concisely the reasons and contentions which are relied upon to refute the claimant's claim;
- 6.3 Appendix B shall be accompanied by payment of the BRP's share of the Secretariat's management and administration fee of R15 000.00 (fifteen thousand Rand) plus VAT.

7. RESPONSE BY ANY OTHER IMPLICATED PARTY AND COUNTERCLAIMS

- 7.1 The provisions of Rule 6 will separately apply to any party against whom any claimant seeks an order whether separately from or in addition to any relief sought against the BRP.
- 7.2 In the event that the BRP or other implicated party seeks relief against the claimant for any reason the grounds for such reciprocal claim shall also be concisely set out together with such relief as is sought.

8. MEDIATION

Should both parties agree, or should the AFSA Secretariat so direct, the dispute will first be referred to mediation for a quick and amicable resolution. In such an instance the Secretariat will make the necessary arrangements for the mediation and will appoint the mediator. The Secretariat will issue directions as to the process to be followed.

9. SELECTING THE ARBITRATOR

- 9.1 Unless the parties have notified the Secretariat within four business days of the claimant transmitting the REQUEST FOR ARBITRATION that they have selected a particular arbitrator on the approved Panel of Arbitrators the Secretariat will select an arbitrator from the Panel.
- 9.2 The arbitrator, whether selected by the parties or by the Secretariat, must confirm that he or she is not conflicted in any way and is able to deal with the matter without delay and has signed the AFSA Code of Conduct for Arbitrators.

10. OBJECTION TO ARBITRATOR'S APPOINTMENT, RECUSAL AND REPLACEMENT

- 10.1 In the event that any party has a substantive objection to the appointment of a particular arbitrator or to the conduct of the arbitrator thereafter that party must inform the Secretariat within three days following notification of the appointment or following it first becoming aware of the conduct which is the subject of complaint. The Secretariat

will rule on the merits of the objection and either set aside the arbitrator's appointment or confirm same and its decision is final.

- 10.2 An arbitrator shall recuse himself or herself when, due to physical, mental, or other disability, he or she becomes incapable properly to perform his or her duties, and in circumstances which would require a judicial officer to recuse himself or herself.
- 10.3 The Secretariat shall be entitled, after a written or oral hearing (as directed by the Secretariat) of the parties and the arbitrator, to terminate the appointment of an arbitrator on the grounds that he or she has become disqualified from acting or continuing to act in terms of these Rules, or his or her inability or refusal to act, or that he or she has failed timeously and effectively to perform any of his or her functions as arbitrator.
- 10.4 Where the position of arbitrator falls vacant for any reason the Secretariat will appoint a substitute arbitrator who shall have the power to act in the arbitration and make an award as if originally appointed and the substitute arbitrator may proceed on the evidence recorded in the proceedings before his or her appointment or may make re-call for further examination the person/s who gave such evidence.

11. SECRETARIAT'S NOTIFICATION TO THE ARBITRATOR

- 11.1 The Secretariat must immediately notify the arbitrator of his or her appointment, confirm and approve the fees chargeable by the arbitrator and transmit to the arbitrator Appendix A and Appendix B for the immediate attention of the arbitrator.
- 11.2 The Secretariat must arrange an initial meeting between the arbitrator and the parties as quickly as possible following the arbitrator's appointment.

12. THE INITIAL MEETING AND TIMETABLE

- 12.1 The purpose of the initial meeting is to allow the arbitrator after consultation with the parties to decide whether the fair and expeditious determination of the dispute:
 - 12.1.1 requires further elaboration of the claim or the response and, if so, in what respects;
 - 12.1.2 requires the production of books or documents and if so which books or documents must be produced;
 - 12.1.3 permits the submission of evidence and contentions upon which the parties rely in written form and without the need for oral presentation.

12.2 In determining the procedure for the determination of the dispute the arbitrator:

12.2.1 must draw up a timetable for the progress of the matter to finalisation and notify the Secretariat of the timetable;

12.2.2 must give priority to the need for the expedited determination of the dispute and to a cost-effective process; and

12.2.3 if the substance of the proceedings involves a review of any decision, act or ruling of the Business Rescue Practitioner then the proceedings should be conducted by way of written evidence and submissions save for oral argument;

12.2.4 in choosing the appropriate procedure to be followed the arbitrator must be satisfied that each party will (barring default) enjoy a fair and equal opportunity to present its case.

13. **PAYMENT OF THE ARBITRATOR'S FEES AND CHARGES**

13.1 The fees and charges of the arbitrator will be paid by the Secretariat to the arbitrator and it is the obligation of the parties to pre-pay the Secretariat the invoiced amount of such fees and charges on demand.

13.2 In the event of the failure by any party to pre-pay such amount the provisions of Rule 13 will apply to the defaulting party and the other party or parties will, in the interim, be called upon to pay the deficit.

14. **ARBITRATOR'S POWERS IN THE EVENT OF DEFAULT**

Should any party to the proceedings:

14.1 fail to pay the Secretariat's management and administration fee; or

14.2 fail to pay the amount invoiced for that party's share of the arbitrator's fees and charges; or

14.3 fail to comply with the provisions of these Rules notwithstanding prior warning by the Secretariat or by the arbitrator; or

14.4 fail to carry out the terms of any ruling or directive of the arbitrator or the Secretariat; or

14.5 is guilty of delaying conduct so as to give rise to a substantial risk of serious prejudice to the other party or parties,

then:

- 14.6 where a party is in default due to failure to pay its share of any management and administration fee or arbitrator's fee when requested by the Secretariat that party will lose the right to participate in the arbitration process and the proceedings will continue to their conclusion in the absence of such party unless the arbitrator orders otherwise in the special circumstances of the case; and
- 14.7 where the default is of any other sort as itemised above the arbitrator can either:
- 14.7.1 give that party written notice that unless it remedies the default or omission within a given time, it will forfeit the right to continue to participate in the arbitration with the same consequences as set out above; or
- 14.7.2 warn the party in writing that its default or omission may make it liable to a punitive order of costs irrespective whether it succeeds in the arbitration or not and such punitive award of costs may include an order of attorney and client costs or attorney and own client costs as those expressions are understood in the Uniform Rules of Court.

15. GENERAL POWERS OF THE ARBITRATOR

- 15.1 The arbitrator shall have the widest discretion and powers allowed by law to ensure the just, expeditious, economical, and final determination of all the disputes raised in the proceedings, including the matter of costs.
- 15.2 Without detracting from the generality of the foregoing, the arbitrator shall have the powers:
- 15.2.1 to rule on his or her own jurisdiction;
- 15.2.2 to admit claims or any security or preference whether recognised under the Business Plan or not and to review and set aside a ruling of the Business Rescue Practitioner in regard to the admission or rejection of claims including the power to admit a rejected or partially rejected claim or any security or preference;
- 15.2.3 to deal with cases of default in accordance with the powers conferred upon the arbitrator in terms of these Rules;
- 15.2.4 to make any ruling or give any direction mentioned in these Rules or as he or she otherwise considers necessary or advisable for the just, expeditious, economical and final determination of all the disputes raised on the pleadings, including the matter of costs;
- 15.2.5 to extend before or after their expiry, or abbreviate any time limits provided for in these Rules or by his or her rulings or directions;

15.2.6 to order any party who is a claimant, or claimant under a counterclaim, to furnish security for costs in respect of his claim or counterclaim;

15.2.7 to allow (but only with their express written consent) other parties to be joined in the arbitration proceedings, and to make an award on all issues submitted by all parties, including parties so joined;

15.2.8 to make an order as to costs and

15.2.9 to make any settlement agreement concluded between the BRP, claimant and any other party to the arbitration proceedings, an award which will have the same effect as an award made at the conclusion of the arbitration proceedings.

16. **INTERLOCUTORY MATTERS AND TEMPORARY ORDERS**

Should the need arise for any party to seek interim or temporary relief before the arbitration is finalised, that party may apply to the arbitrator to grant such interlocutory order or give the required temporary relief and the arbitrator shall have the same power to do so as if the matter were one heard by a Judge of the High Court save that if by law such power or order cannot be exercised or given by an arbitrator then, and then only, should the parties refer such matter to an appropriate Court.

17. **THE AWARD**

17.1 The arbitrator must give his/her award within thirty days after finalisation of the proceedings unless the parties otherwise agree or unless the AFSA Secretariats permits an extension of that time.

17.2 The arbitrator's award must be published to the parties in an appropriate fashion as determined by the AFSA Secretariat.

17.3 Unless the parties have in writing instructed the AFSA Secretariat otherwise at any time before the final award is given, there shall be no right of appeal from the award. In cases where the AFSA Secretariat has been instructed otherwise, the appeal provisions contained in Article 22 of the AFSA Rules for Commercial Arbitrations will apply.

18. **NON-LIABILITY OF AFSA-SARIPA DIVISION, THE SECRETARIAT AND THE ARBITRATOR**

The AFSA-SARIPA Division and its Secretariat shall not be liable to any party for any act or omission relating to an arbitration conducted under its aegis, and shall have no liability or responsibility towards the parties or to any arbitrator in respect of any arbitration commenced under the aegis of the AFSA-SARIPA

Division but not completed according to these Rules. An arbitrator appointed by the AFSA-SARIPA Division shall not be liable for any act or omission relating to an arbitration in which he or she was the arbitrator, except in the case of deliberate misconduct.

Introduction

By way of introduction it would be useful to see below an analysis from an individual with a keen and astute understanding of the sugar industry's complexities.

The BRPs believe that the note accurately reflects the sentiments held by a wide cross-section of those intimately tied to Tongaat Hulett, and beyond. This includes suppliers, employees, growers, and various other stakeholders affected by the company's trajectory. The Business Rescue Practitioners (BRPs) consider this commentary to be a touchstone that captures the nuanced dynamics with acuity.

"Shared Bounty, Shared Responsibility: The Pragmatic Case for Tongaat Hulett"

Annually, the substantial boon of multibillion Rand import tariff protections illuminates the intricate, interwoven strength and socio-economic importance of the sugar industry. At the nexus of this collaborative achievement lies Tongaat Hulett, which transcends mere participation to serve as an indispensable linchpin. It provides not only stability and strategic orientation but also functions as a hub for a substantial segment of South Africa's sugarcane farmers, especially a notably large demographic of black small-scale sugar farmers. Additionally, Tongaat Hulett plays a pivotal role in refining sugar for the domestic market thereby obviating the need for costly imported refined sugar. As an anchor tenant its influence extends to sustaining and energizing multiple interdependent rural economies, providing a bedrock for both socio-economic and socio-political stability. In doing so Tongaat Hulett acts as an anchor tenant within a myriad of interconnected rural economies.

This collective bounty, a testament to the mutual value, underlines the doctrine of shared responsibility. When a central pillar like Tongaat Hulett finds itself in need of bolstering, the challenge transcends its internal circumstances to

become a collective endeavour. As beneficiaries of the import tariff protections, it is our collective duty to rally support for key players - particularly one as vital as Tongaat Hulett - when they require steadying interventions.

Endorsing Tongaat Hulett is not solely a matter of ethical uprightness - it also exemplifies astute business acumen. At stake here are jobs, industry and regional stability, and the prospective future of a sector within a country grappling with some of the world's highest unemployment rates.

*The sustainability and prosperity collectively shared calls for an implicit pact of mutual understanding and obligation: to stand as a united front in turbulent **times. Given Tongaat Hulett's central role, its stability or instability reverberates throughout the entire delicate web of this bedrock industry. Support for its resurgence should not be perceived merely as an ancillary expense, but rather as a strategic investment in our collective destiny - a pragmatic decision aimed at fortifying the resilience and continued success of the entire industry.***

The BRPs have compiled the below summary subsequent to developing their own understanding of the industry, the key challenges that it faces and finally reflecting on the unique challenges faced by THL before and during the Business Rescue process. The following are the relevant observations:

1. Before exploring industry related matters, it is worth noting that the distress within THL – specifically in South Africa – has been a long time in the making. Various accounting irregularities applied over a number of years had the effect of overstating **both the profitability and debt carrying capacity of THL's SA Sugar operations. In THL's situation, this was made easier on the back of its** unique and vast property development business. It is public knowledge that multiple legal claims are being pursued in order to bring some accountability for the impact of these past practices. This is a matter specific to THL and was not influenced by, or any consequence of, the broader matters faced by the industry a whole - as are explored below.

2. By way of context, the South African sugar industry comprises approximately 23 000 registered sugarcane growers in KwaZulu-Natal and Mpumalanga. Sugar is manufactured by six milling companies with 12 sugar mills operating in these cane growing regions. The industry produces an estimated average of 2.0 million tons of sugar per season. About 1.5 million tons of this sugar is **marketed in the Southern African Customs Union ("SACU") and the remainder** is exported as raw sugar to markets in Africa, Asia and the Middle East where it is further processed for direct consumption. The sugar industry is administered **by the South African Sugar Association ("SASA") under the Sugar Act and the Sugar Industry Agreement.**
3. Commercially, the South African sugar industry operates a revenue sharing model whereby the proceeds from the sale of brown and refined sugar in the local SACU market (accounted for at agreed notional prices), the proceeds from the export of raw sugar and the proceeds from the sale of molasses are pooled together and allocated between sugar millers (c.36%) and sugarcane growers (c.64%). The impact is that every miller across the industry receives the same weighted average price for the sugar it produces, and every grower in the industry is paid the same price for the cane they delivers to the mill **(they are "price takers" – refer ANNEXURE D).**
4. Within the industry, some millers have the added ability to produce refined sugar, while others do not. All millers have invested in the capability to produce and package sugar for local market consumption to various extents and that which they are unable to sell on the local SACU market is kept in raw sugar format and is exported by SASA for further reprocessing. Some millers have established strong brands, while others have not. These factors all contribute to the extent to which a particular miller is able to supply the local SACU market and deliver to SASA for the export markets.
5. **In order to clear the surplus from the industry's total production of c.2 million tons after supplying the needs of the SACU market of c.1.5 million tons and ensure all millers and growers alike share equally in all markets, the industry has established a 'redistribution mechanism'. In terms of the redistribution**

mechanism, the sugar millers are allocated a pro-rata share of the refined and brown local sugar markets based on their saleable sugar production. Where a sugar miller sells sugar in excess of its proportional local market entitlement (i.e. an overseller), it is required to pay SASA an amount for this excess sugar sold (at the notional price, net of a manufacturing allowance). SASA in turn redistributes this to the sugar millers who have sold less than their entitlement (i.e. an underseller).

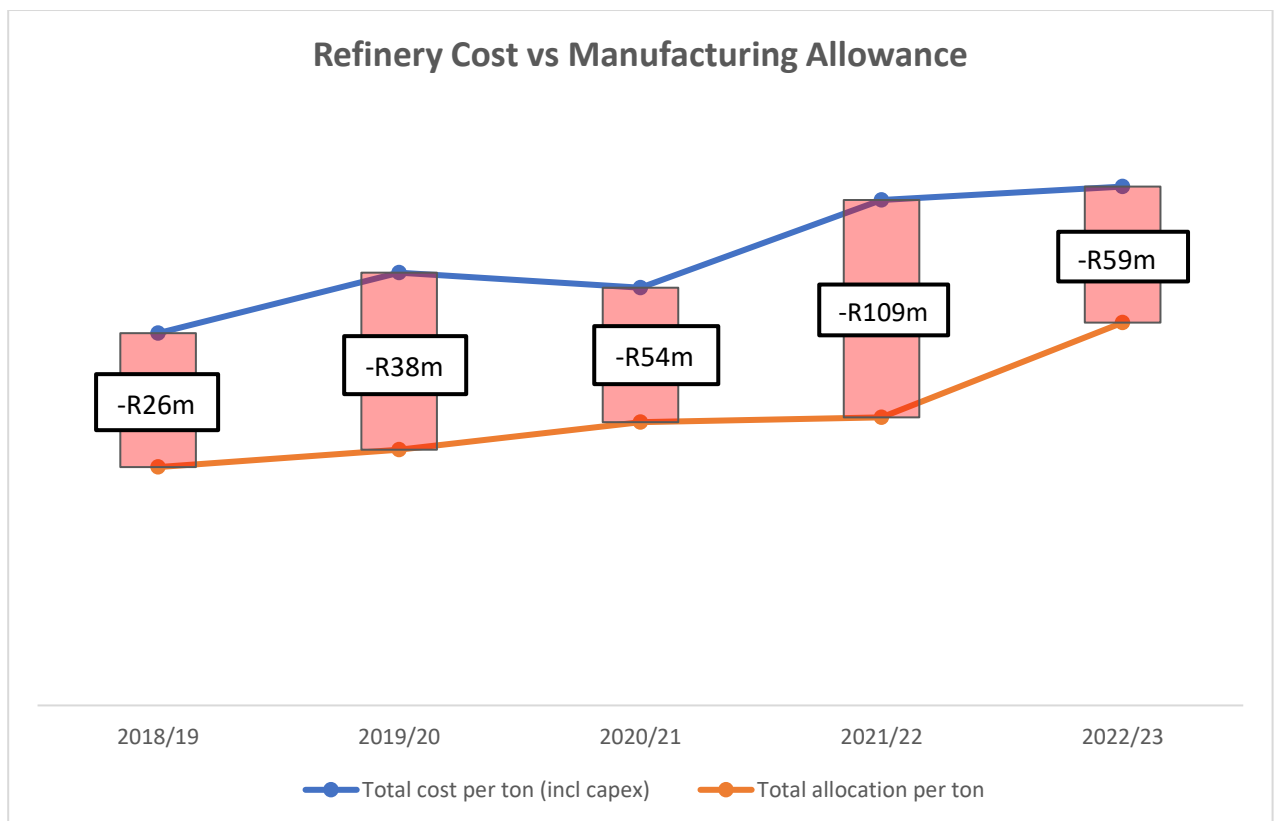
6. Typically, the underseller would supply more raw sugar for export and every miller is paid their pro-rata share of the export proceeds regardless of whether or not their physical sugar was exported. Without the redistribution mechanism, the underseller would only have access to export markets where price realisations are typically significantly lower than those of the local SACU market.
7. THL, with its large capacity to produce refined sugar, currently supplies all of its sugar into the local SACU market and is consequently a large overseller in the refined market. Gledhow sugar mill is also an overseller of refined sugar. It is also probably not a coincidence that the two South African large overseller refined sugar producers are both in business rescue. The volatility in these redistribution payments, which are based on the forecast year to date adjustment approach, and the absolute quantum of these redistribution payments, ensure that they have a material impact on cashflow needs and cost and were (inter alia) a significant contributor to the R1.5 billion facility THL required in the build-up to its Business Rescue proceedings.
8. **The reasons for SA Sugar's weak historic performance roughly falls into three categories, namely 1) company-based factors, 2) external factors and 3) industry-based factors.**
9. Company-based factors arise in large part due to management practices prior to 2019 (which are, as noted, the subject of litigation) which are being addressed internally and deal largely with strategy, structure, operational improvements (recapitalisation of the plant and equipment being a key focus)

and efficiencies. Post the sugar loss at the refinery in March 2021, management secured additional sugar industry expertise and began the journey to reinvest in the maintenance of the plant through the introduction of a three-year planned maintenance programme. The continuation of this initiative is now a joint effort by BRPs and management and consists of various work streams (refer to ANNEXURE D for examples). It is a process that requires investment and interventions across the sugar value chain. These work streams are all either under development or already under way.

10. The external factors comprise primarily severe drought conditions in the 2015/16 season, the introduction of the Health Promotion Levy in the 2017/18 season, delays in revising the import duty upwards followed by a period in 2017 where there was zero import duty applied and c.500 000 tons of sugar was imported, and more recently the impact of both the civil unrest and then the flooding in KwaZulu-Natal.
11. The purpose of this section is, however, largely to share some notes on the industry-based factors for consideration by Affected Persons – in particular those directly involved in the sugar industry – to hopefully help shape an agenda for discussions towards finding viable and sustainable solutions in the sugar industry as a whole by addressing and resolving these factors.
12. A key asset of THL is its Refinery which is a standalone production facility that has the capacity to produce 600,000 tons of refined sugar. Currently, it **produces approximately half of the SA Sugar industry's refined sugar output.** The importance to the industry was emphasised in 2022 when it greatly assisted the sugar industry as a whole (and at their request) by supplying the local market whilst other local refineries were facing severe operational challenges. When the refinery produces sugar in excess of its pro-rata share, THL does receive some compensation in terms of a manufacturing allowance, but this payment is only intended to cover the variable costs of production, presumably on the (invalid) assumption that all millers are running a refinery and would have had a similar fixed cost structure. When this manufacturing allowance was initially introduced in its current format around 2000, the

refined sugar supply dynamics were significantly different to those that exist now (23 years later) and were largely in balance between the three large milling companies as described in more detail below.

13. The effect of the current approach (covering variable costs of production) is notable in the below table which highlights the perpetual divide between the **actual refining cost (total cost i.e. fixed and variable cost) incurred by THL's refinery** and the manufacturing allowance provided as compensation for the service provided annually. This effectively highlights a significant under recovery, a continual loss burden and material financial impact, totalling at least R286 million cumulative over a sample of the last 5 years (note that this has been running since 2000), notwithstanding the cost saving initiatives implemented by the business.



14. The process to review the manufacturing allowance has recently been added to the industry agenda, but it is essential that the review takes into account

the changed supply dynamics (referred to below) and all applicable refining costs.

15. **The South African sugar industry's refined sugar supply dynamics amongst** the milling companies have changed materially since the Sugar Industry Agreement was amended in 2000 and the legislation requires an urgent intervention. Over a period of 23 years, milling companies have sold mills and refineries and some have closed or downsized refineries, or deliberately reduced throughput and the supply dynamics have materially changed. This has placed a significantly increased burden on some industry players (e.g. **THL**) **to shoulder the weight of the South African industry's refined sugar** supply with its oversell burden moving from approximately 10% of its production (when the legislation was amended in 2000) to approximately 80% of its production currently. With the reduction of refining capacity, other millers have been able to reduce their refining related fixed costs significantly while THL has had to relatively increase its refined sugar production to compensate and ensure the local market is supplied.
16. This has been further exacerbated by refining costs significantly increasing without these being recovered from the market, particularly the fixed cost **base has increased to compensate for changes in today's business** environment, such as safety, environment and the sustainability agenda.
17. This skewed redistribution mechanism of overselling millers redistributing proceeds they have earned on the local SACU market to underselling millers with a quid pro quo of a manufacturing allowance that is non-remunerative is partly demonstrated by both the two primary large overselling refining millers now being in business rescue. Whilst discussions within the sugar industry to explore a new model and more equitable principles within the Sugar Industry Agreement are progressing (at a pedestrian rate), it is imperative that a sustainable and commercially viable solution is urgently agreed to immediately address this imbalance. Any manufacturing allowance payable to the overselling refining millers needs to adequately reflect all costs of

production of refining including an appropriate return on investment in the surplus refining capacity.

18. As mentioned, there is a fixed pool of proceeds that needs to be redistributed which, by implication, means that if the manufacturing allowance is to be increased (to adequately compensate the refiner), there will be a reduction of proceeds going to the non-refining mills and other net recipients of proceeds. It is not in the interest of the majority of voting parties (that make up the sugar industry) to vote in favour of a fair and remunerative manufacturing allowance because ultimately they would have to agree to it coming out of their slice of the proceeds. If ever there was an incentive encouraging the wrong behaviour, this would be it.
19. Attention should also be given to the elements in the SA Sugar industry value chain and “eco system” with the sole purpose of driving efficiencies that may have evaporated over time. By way of example, (this is not an exhaustive list) a review of:
 - a. all costs associated with the administration of the industry including benchmarking for services provided;
 - b. costs of raw materials including cane supply. (If mills are paying a premium for cane either by way of procurement and/or logistics to assist small growers, then perhaps such premiums should be recoverable or alternatively shared by the industry); and
 - c. manufacturing allowance to be commercially sensible and sustainable and consider variable and fixed costs as well as fair returns on investment.
20. **Logically speaking, the imbalances that have manifested in the sugar “eco system” over the past 23 years thus need to be rectified and/or updated to better reflect current circumstances. There needs to be real urgency, but it stands to reason that there is little incentive for the majority of SASMA’s**

members to do so (see paragraph 18 above), as they are net recipients of the refined redistribution payments. Assuming that industry dynamics will continuously change over time the Sugar Industry Agreement needs to change appropriately to accommodate the latest and ongoing prevailing conditions, which has clearly not been the case so far. Perhaps the business rescue proceedings of both refined sugar oversellers needs to mark the moment in time where there is a tipping point that can finally get everyone in the industry to sit upright and work together to adapt.

21. In order to modernise the industry and endeavour to ensure its survival as well as the survival of all growers on the KwaZulu-Natal north coast including some 15 000 small scale growers who deliver to THL mills, it is vital that the concept of redistribution is addressed. THL is arguably the biggest contributor to grower transformation in the industry and, should it fail, the impact on the north coast of KwaZulu-Natal **would be devastating. Ultimately, THL's sugar mills provide the refinery with a supply of high-quality raw sugar for refining, and it is critical that the refinery continues to operate in order to avoid the need for refined sugar to be imported into South Africa (which would further damage the remaining sugar industry participants through an unstructured industry unwind as seen in other sectors).**