










# GEOGRAPHIC FOOTPRINT

<b>NAMIBIA</b>  Walvis Bay Distribution Facility	<b>BOTSWANA</b>  Lobatse Distribution Facility	<b>MOZAMBIQUE</b>  26% of total hectares farmed* 4 370 hectares farmed by indigenous private growers
--	--	---



<b>SOUTH AFRICA</b>  40% of total hectares farmed*  Only maize wet-miller in the region >630 000 tons of maize supplied per annum  Total portfolio of 8 091 hectares of developable land	<b>ZIMBABWE</b>  30% of total hectares farmed* 15 880 hectares farmed by local indigenous private growers  Starch and glucose sales office in Harare	<b>SWAZILAND</b>  4% of total hectares farmed*
---	---	--

FEATURES	<b>&gt;30</b> YEARS' EXPERIENCE SELLING TO REGIONAL MARKETS
	<b>6</b> COUNTRIES WITH ESTABLISHED OPERATIONS
KEY	 SUGAR OPERATIONS  STARCH OPERATIONS  OFFICES

\* Percentage of Tongaat Hulett's cane farming including leased land