

DEFINITIONS

PROFIT FROM TONGAAT HULETT OPERATIONS

Profit from Tongaat Hulett operations comprises results of continuing operations, Triangle dividend and centrally accounted costs.

HEADLINE EARNINGS

Headline earnings are calculated in note 22, in accordance with the South African Institute of Chartered Accountants' Circular 8/2007 Headline Earnings.

HEADLINE EARNINGS PER SHARE

Headline earnings divided by the weighted average number of shares in issue.

OPERATING MARGIN

Profit from Tongaat Hulett operations expressed as a percentage of revenue.

RETURN ON CAPITAL EMPLOYED

Profit from Tongaat Hulett operations expressed as a percentage of average capital employed, excluding capital work in progress.

RETURN ON EQUITY

Headline earnings expressed as a percentage of average equity.

DEBT TO EQUITY

Long and short-term borrowings divided by equity.

NET DEBT TO EQUITY

Long and short-term borrowings less cash and cash equivalents divided by equity.

CURRENT RATIO

Current assets divided by current liabilities.

LIQUIDITY RATIO

Current assets, excluding inventories, divided by current liabilities.

NET ASSET VALUE PER SHARE

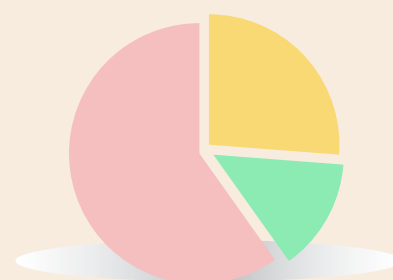
Equity divided by the number of ordinary shares at year end.

CAPITAL EMPLOYED

Equity, minority interests, deferred tax, long and short-term borrowings and provisions.

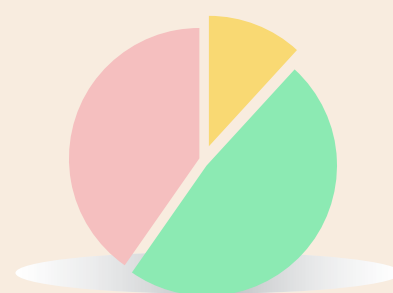
TOTAL LIABILITIES

Long and short-term borrowings, provisions, trade and other payables and derivative liabilities.



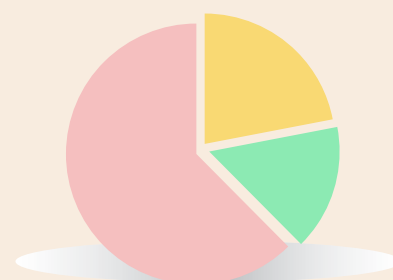
Revenue

Tongaat Hulett Starch	26,3%
Tongaat Hulett Developments	13,9%
Tongaat Hulett Sugar	59,8%



Operating Profit

Tongaat Hulett Starch	11,8%
Tongaat Hulett Developments	47,9%
Tongaat Hulett Sugar	40,3%



Capital Employed

Tongaat Hulett Starch	22,0%
Tongaat Hulett Developments	15,5%
Tongaat Hulett Sugar	62,5%